






广东容硕半导体有限公司

Guangdong Roso Semiconductor Co.,Ltd

系列规格书

系列类型：宽温标准品 **VT**

产品名称：贴片铝电解电容器

APPROVAL		
APPROVAL	CHECK	PREPARE
		

公司电话：0752-6633993

公司网址：WWW.GDRSDR.COM

公司邮箱：SALES-1@GDRSDR.COM

公司地址：广东省惠州市博罗县泰美镇泰良路8号

VT Series

WIDE TEMPERATURE

寬溫標準品

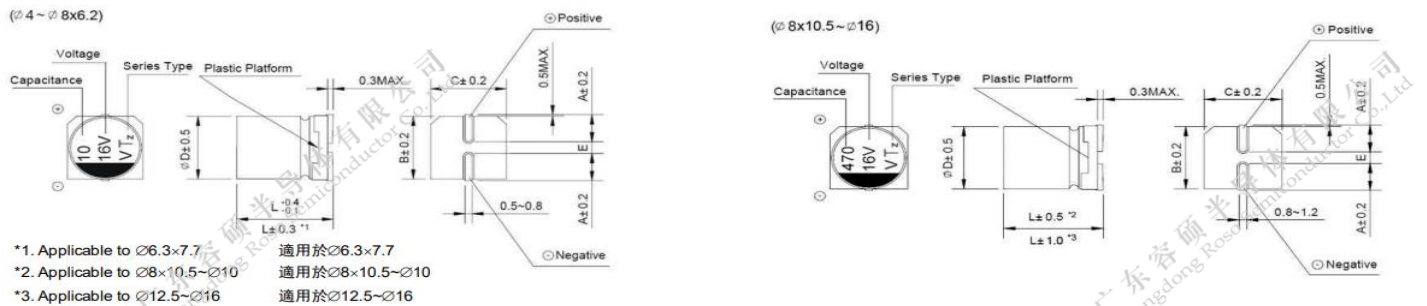


- Operating with wide temperature range -55 ~ +105°C
適用於 -55 ~ +105°C 的寬溫範圍
- Load life of 2000 hours
負荷壽命 2000 小時
- Comply with the RoHS directive
符合 RoHS 指令

□ SPECIFICATIONS 特性表

Items 項目	Characteristics 主要特性																																																	
Operation Temperature Range 使用溫度範圍	-55 ~ +105°C																																																	
Voltage Range 額定工作電壓範圍	4 ~ 100V																																																	
Capacitance Range 靜電容量範圍	0.1 ~ 6800μF																																																	
Capacitance Tolerance 靜電容量允許偏差	±20% at 120Hz, 20°C																																																	
Leakage Current 漏電流	Leakage current (∅4~∅10) ≅ 0.01CV or 3μA, whichever is greater (after 2 minutes application of rated voltage) Leakage current (∅12.5~∅16) ≅ 0.03CV or 4μA, whichever is greater (after 1 minute application of rated voltage) 漏電流 (∅4~∅10) ≅ 0.01CV 或 3μA, 取較大值 (施加額定工作電壓 2 分鐘後) 漏電流 (∅12.5~∅16) ≅ 0.03CV 或 4μA, 取較大值 (施加額定工作電壓 1 分鐘後)																																																	
Dissipation Factor (tan δ) 損耗角正切	Measurement frequency 測試頻率: 120Hz, Temperature 溫度: 20°C <table border="1"> <thead> <tr> <th>Rated Voltage (V) 額定工作電壓</th> <th>4</th> <th>6.3</th> <th>10</th> <th>16</th> <th>25</th> <th>35</th> <th>50</th> <th>63</th> <th>100</th> </tr> </thead> <tbody> <tr> <td>tan δ (max.) ∅4~∅10</td> <td>0.35</td> <td>0.30</td> <td>0.24</td> <td>0.20</td> <td>0.16</td> <td>0.14</td> <td>0.14</td> <td>0.12</td> <td>0.12</td> </tr> <tr> <td>最大損耗角正切 ∅12.5~∅16</td> <td>0.42</td> <td>0.38</td> <td>0.34</td> <td>0.30</td> <td>0.26</td> <td>0.22</td> <td>0.18</td> <td>0.14</td> <td>0.12</td> </tr> </tbody> </table>	Rated Voltage (V) 額定工作電壓	4	6.3	10	16	25	35	50	63	100	tan δ (max.) ∅4~∅10	0.35	0.30	0.24	0.20	0.16	0.14	0.14	0.12	0.12	最大損耗角正切 ∅12.5~∅16	0.42	0.38	0.34	0.30	0.26	0.22	0.18	0.14	0.12																			
Rated Voltage (V) 額定工作電壓	4	6.3	10	16	25	35	50	63	100																																									
tan δ (max.) ∅4~∅10	0.35	0.30	0.24	0.20	0.16	0.14	0.14	0.12	0.12																																									
最大損耗角正切 ∅12.5~∅16	0.42	0.38	0.34	0.30	0.26	0.22	0.18	0.14	0.12																																									
Stability at Low Temperature 低溫特性	Measurement frequency 測試頻率: 120Hz <table border="1"> <thead> <tr> <th colspan="2">Rated Voltage (V) 額定工作電壓</th> <th>4</th> <th>6.3</th> <th>10</th> <th>16</th> <th>25</th> <th>35</th> <th>50-63</th> <th>100</th> </tr> </thead> <tbody> <tr> <td rowspan="2">Impedance Ratio 阻抗比 ZT/Z20 (max.)</td> <td>∅4~∅10</td> <td>Z(-25°C) / Z(20°C)</td> <td>7</td> <td>4</td> <td>3</td> <td>2</td> <td>2</td> <td>2</td> <td>3</td> </tr> <tr> <td rowspan="2">∅12.5~∅16</td> <td>Z(-25°C) / Z(20°C)</td> <td>15</td> <td>8</td> <td>6</td> <td>4</td> <td>4</td> <td>3</td> <td>4</td> </tr> <tr> <td rowspan="2"></td> <td>Z(-55°C) / Z(20°C)</td> <td>7</td> <td>5</td> <td>4</td> <td>3</td> <td>2</td> <td>2</td> <td>2</td> <td>2</td> </tr> <tr> <td rowspan="2"></td> <td>Z(-55°C) / Z(20°C)</td> <td>17</td> <td>12</td> <td>10</td> <td>8</td> <td>5</td> <td>4</td> <td>3</td> <td>3</td> </tr> </tbody> </table>	Rated Voltage (V) 額定工作電壓		4	6.3	10	16	25	35	50-63	100	Impedance Ratio 阻抗比 ZT/Z20 (max.)	∅4~∅10	Z(-25°C) / Z(20°C)	7	4	3	2	2	2	3	∅12.5~∅16	Z(-25°C) / Z(20°C)	15	8	6	4	4	3	4		Z(-55°C) / Z(20°C)	7	5	4	3	2	2	2	2		Z(-55°C) / Z(20°C)	17	12	10	8	5	4	3	3
Rated Voltage (V) 額定工作電壓		4	6.3	10	16	25	35	50-63	100																																									
Impedance Ratio 阻抗比 ZT/Z20 (max.)	∅4~∅10	Z(-25°C) / Z(20°C)	7	4	3	2	2	2	3																																									
	∅12.5~∅16	Z(-25°C) / Z(20°C)	15	8	6	4	4	3	4																																									
		Z(-55°C) / Z(20°C)	7	5	4	3	2	2	2	2																																								
		Z(-55°C) / Z(20°C)	17	12	10	8	5	4	3	3																																								
Load Life 高溫負荷特性		After 2000 hrs. (1000 hrs. for ∅4~∅6.3x5.4) application of the rated voltage at 105°C, they meet the characteristics listed below. 在 105°C 環境中施加額定工作電壓 2000 小時 (∅4~∅6.3x5.4 為 1000 小時) 後, 電容器的特性符合下表的要求。 <table border="1"> <tbody> <tr> <td>Capacitance Change 靜電容量變化率</td> <td>Within ±20% of initial value for capacitors of 10V or more (Within ±30% of initial value for capacitors of 4V or less) ≥10V 為初始值的±20%以內 (≤4V 為初始值的±30%以內)</td> </tr> <tr> <td>Dissipation Factor 損耗角正切</td> <td>200% or less of initial specified value 不大於規範值的 200%</td> </tr> <tr> <td>Leakage Current 漏電流</td> <td>initial specified value or less 不大於規範值</td> </tr> </tbody> </table>	Capacitance Change 靜電容量變化率	Within ±20% of initial value for capacitors of 10V or more (Within ±30% of initial value for capacitors of 4V or less) ≥10V 為初始值的±20%以內 (≤4V 為初始值的±30%以內)	Dissipation Factor 損耗角正切	200% or less of initial specified value 不大於規範值的 200%	Leakage Current 漏電流	initial specified value or less 不大於規範值																																										
Capacitance Change 靜電容量變化率	Within ±20% of initial value for capacitors of 10V or more (Within ±30% of initial value for capacitors of 4V or less) ≥10V 為初始值的±20%以內 (≤4V 為初始值的±30%以內)																																																	
Dissipation Factor 損耗角正切	200% or less of initial specified value 不大於規範值的 200%																																																	
Leakage Current 漏電流	initial specified value or less 不大於規範值																																																	
Shelf Life 高溫貯存特性	After leaving capacitors under no load at 105°C for 1000 hours, they meet the specified value for load life characteristics listed above. 在 105°C 環境中無負荷放置 1000 小時後, 電容器的特性符合高溫負荷特性中所列的規定值。																																																	
Resistance to Soldering Heat 耐焊接熱特性	After reflow soldering and restored at room temperature, they meet the characteristics listed below. 經過回流焊並冷卻至室溫後, 電容器的特性符合下表的要求。 <table border="1"> <tbody> <tr> <td>Capacitance Change 靜電容量變化率</td> <td>Within ±10% of initial value 初始值的±10%以內</td> </tr> <tr> <td>Dissipation Factor 損耗角正切</td> <td>initial specified value or less 不大於規範值</td> </tr> <tr> <td>Leakage Current 漏電流</td> <td>initial specified value or less 不大於規範值</td> </tr> </tbody> </table>	Capacitance Change 靜電容量變化率	Within ±10% of initial value 初始值的±10%以內	Dissipation Factor 損耗角正切	initial specified value or less 不大於規範值	Leakage Current 漏電流	initial specified value or less 不大於規範值																																											
Capacitance Change 靜電容量變化率	Within ±10% of initial value 初始值的±10%以內																																																	
Dissipation Factor 損耗角正切	initial specified value or less 不大於規範值																																																	
Leakage Current 漏電流	initial specified value or less 不大於規範值																																																	
Humidity Life 恒濕貯存特性	After leaving capacitors under no load at 85°C and 85% RH for 500 hours, they meet the specified value for resistance to soldering heat characteristics listed above. 在 85°C 與 85%RH 環境中無負荷放置 500 小時後, 電容器的特性符合耐焊接熱特性中所列的規定值																																																	
Storage 儲存	Storage conditions should be: Temperature: +5°C~+35°C; Humidity: lower than 75%; Place: indoor. 儲存環境應為: 溫度: +5°C~+35°C; 相對濕度<75%; 儲存場所: 室內。																																																	
Working conditions 工作條件	Make sure that no higher than the rated voltage and temperature is applied the capacitor. 確認無超過額定電壓和額定溫度																																																	
Marking 標示	Black print on the case top. 鋁殼頂部黑字印刷。																																																	

□ DRAWING (Unit: mm) 外形圖



□ DIMENSIONS (Unit: mm) 尺寸表

∅D (mm)	4 x 5.4	5 x 5.4	6.3 x 5.4	6.3 x 7.7	8 x 6.2	8 x 10.5	10 x 10.5	10 x 13.5	12.5 x 13.5	12.5 x 16	16 x 16.5
A	1.9	2.2	2.6	2.6	3.3	3.2	3.2	3.2	4.7	4.7	5.5
B	4.3	5.3	6.6	6.6	8.3	8.3	10.3	10.3	13.0	13.0	17.0
C	4.3	5.3	6.6	6.6	8.3	8.3	10.3	10.3	13.0	13.0	17.0
E ± 0.2	1.0	1.3	2.2	2.2	2.2	3.1	4.4	4.4	4.4	4.4	6.7
L	5.4	5.4	5.4	7.7	6.2	10.5	10.5	13.5	13.5	16.0	16.5

VT Series

□ DIMENSIONS & MAXIMUM PERMISSIBLE RIPPLE CURRENT 規格尺寸及最大允許紋波電流

μF	Code 代碼	WV		6.3		10		16		25	
		4		0J		1A		1C		1E	
		OG									
4.7	4R7					4 × 5.4	13	4 × 5.4	13	4 × 5.4	13
0.33	R33							4 × 5.4	13		
10	100					4 × 5.4	18	4 × 5.4	18	5 × 5.4 (4 × 5.4)	20 (14)
22	220			4 × 5.4	22	5 × 5.4 (4 × 5.4)	25 (20)	5 × 5.4 (4 × 5.4)	27 (20)	6.3 × 5.4 (5 × 5.4)	36 (25)
33	330	5 × 5.4 (4 × 5.4)	30 (18)	5 × 5.4 (4 × 5.4)	27 (22)	5 × 5.4 (4 × 5.4)	30 (22)	6.3 × 5.4 (5 × 5.4)	40 (28)	6.3 × 5.4 (5 × 5.4)	44 (28)
47	470	5 × 5.4 (4 × 5.4)	36 (24)	5 × 5.4 (4 × 5.4)	33 (25)	6.3 × 5.4 (5 × 5.4)	41 (30)	6.3 × 5.4 (5 × 5.4)	48 (31)	6.3 × 5.4	48
100	101	6.3 × 5.4 (5 × 5.4)	60 (43)	6.3 × 5.4 (5 × 5.4)	50 (39)	5 × 5.4 6.3 × 5.4	39 (53)	6.3 × 5.4 (8 × 6.2)	60 (120)	6.3 × 7.7 (8 × 6.2)	91
150	151	6.3 × 5.4	52	6.3 × 5.4	55	6.3 × 5.4	62	6.3 × 7.7	95	8 × 10.5 (6.3 × 7.7)	140 (100)
220	221	6.3 × 5.4	57	6.3 × 7.7 (6.3 × 5.4)	105 (67)	6.3 × 5.4 6.3 × 7.7 (8 × 6.2)	85 105 (105)	8 × 10.5 (6.3 × 7.7) (8 × 6.2)	150 (105) (85)	8 × 10.5	175
330	331	6.3 × 7.7	100	6.3 × 7.7	105	6.3 × 7.7 8 × 10.5	105 196	8 × 10.5	195	10 × 10.5 (8 × 10.5)	240 (220)
470	471	6.3 × 7.7	105	8 × 10.5 (6.3 × 7.7)	210 (120)	10 × 10.5 (8 × 10.5)	260 (210)	10 × 10.5 (8 × 10.5)	295 (230)	10 × 10.5	280
560	561									10 × 10.5	320
680	681	8 × 10.5	210	8 × 10.5	210	10 × 10.5	270	10 × 10.5	315	10 × 12.5	400
1000	102	8 × 10.5	230	10 × 10.5 (8 × 10.5)	300 (230)	10 × 10.5	315	12.5 × 13.5 (10 × 10.5) (10 × 10.5)	500 (390) (340)	12.5 × 13.5	580
1500	152	10 × 10.5	315	10 × 12.5 (10 × 10.5)	450 (315)	10 × 12.5	460	12.5 × 13.5	550	12.5 × 16	850
2200	222	10 × 12.5 (10 × 10.5)	440 (340)	12.5 × 13.5 (10 × 12.5)	620 (500)	12.5 × 13.5	680	16 × 16.5 (12.5 × 16)	950 (750)	16 × 16.5	1050
3300	332	10 × 12.5	490	12.5 × 16 (12.5 × 13.5)	700 (660)	16 × 16.5	1000	16 × 16.5	1000		
4700	472	12.5 × 13.5	600	16 × 16.5	1000					Case size 尺寸	Ripple current 紋波電流
6800	682	16 × 16.5 (12.5 × 16)	950 (650)								

μF	Code 代碼	WV		50		63		100	
		35		1H		1J		2A	
		1V							
0.1	0R1			4 × 5.4	0.7	4 × 5.4	0.7		
0.22	R22			4 × 5.4	1.6	4 × 5.4	1.6		
0.33	R33			4 × 5.4	2.5	4 × 5.4	2.5		
0.47	R47			4 × 5.4	3.5	4 × 5.4	3.5		
1	010			4 × 5.4	7	4 × 5.4	7	4 × 5.4	7
2.2	2R2			4 × 5.4	11	4 × 5.4	11	6.3 × 5.4	14
3.3	3R3	4 × 5.4	13	4 × 5.4	13	5 × 5.4	13	6.3 × 7.7 (6.3 × 5.4) (8 × 6.2)	32 (20) (30)
4.7	4R7	4 × 5.4	14	5 × 5.4 (4 × 5.4)	16 (13)	5 × 5.4	16	6.3 × 7.7 (6.3 × 5.4)	35 (21)
10	100	5 × 5.4 (4 × 5.4)	21 (14)	6.3 × 5.4	24	6.3 × 7.7 (6.3 × 5.4) (8 × 6.2)	39 (24) (25)	8 × 10.5 (6.3 × 7.7)	77 (35)
22	220	6.3 × 5.4	38	6.3 × 7.7 (6.3 × 5.4) (8 × 6.2)	51 (42) (70)	8 × 10.5 (6.3 × 7.7)	98 (49)	10 × 10.5 (8 × 10.5)	126 (84)
33	330	6.3 × 5.4 (8 × 6.2)	42 (84)	6.3 × 7.7	60	8 × 10.5	112	10 × 10.5	133
47	470	6.3 × 7.7 (6.3 × 5.4)	70 (50)	8 × 10.5 (6.3 × 7.7)	120 (63)	10 × 10.5 (8 × 10.5)	165 (119)	12.5 × 13.5 (10 × 12.5) (10 × 10.5)	250 (160) (140)
56	470					10 × 10.5 (8 × 10.5)	165 (120)		
68	680	4 × 5.4	13					12.5 × 13.5 (10 × 12.5)	300 (180)
								Case size 尺寸	Ripple current 紋波電流

μF	Code 代碼	WV		50		63		100	
		35		1H		1J		2A	
		1V							
100	101	8 × 10.5 (6.3 × 7.7)	120 (84)	10 × 10.5 (8 × 10.5)	170 (140)	12.5 × 13.5 (10 × 12.5) (10 × 10.5)	270 (210) (196)	16 × 16.5 (12.5 × 13.5)	450 (380)
150	151	8 × 10.5	155	10 × 10.5	170	10 × 12.5	225		
220	221	10 × 10.5 (8 × 10.5)	220 (190)	10 × 12.5 (10 × 10.5)	280 (220)	16 × 16.5 (12.5 × 13.5)	560 (470) (235)	16 × 16.5	550
330	331	10 × 10.5	245	16 × 16.5 (12.5 × 13.5) (10 × 12.5)	600 (420) (295)	16 × 16.5 (12.5 × 16)	700 (510)		
470	471	12.5 × 13.5 (10 × 12.5) (10 × 10.5)	520 (375) (280)	16 × 16.5 (12.5 × 16)	700 (420)	16 × 16.5	750		
680	681	12.5 × 13.5 (10 × 12.5) 16 × 16.5 (12.5 × 16)	530 (395) 750 (600)	16 × 16.5	750			Case size 尺寸	Ripple current 紋波電流
1000	102								

• Case size ØD×L(mm), ripple current (mA rms) at 85°C 120Hz • 尺寸ØD×L(mm), 紋波電流(mA rms)於 85°C 120Hz

□ FREQUENCY COEFFICIENT OF ALLOWABLE RIPPLE CURRENT 紋波電流頻率補償系數

Frequency 頻率		50Hz	120Hz	300Hz	1KHz	10KHz~
Coefficient 系數	Ø4 ~ Ø10	0.1 ~ 68μF	0.70	1.00	1.17	1.36
		100 ~ 3300μF	0.85	1.00	1.08	1.20
	Ø12.5 ~ Ø16	~ 68μF	0.75	1.00	1.35	1.57
		100 ~ 680μF	0.80	1.00	1.23	1.34
		1000 ~ 6800μF	0.85	1.00	1.10	1.13