

SACC-DSI-M12FST-4P-M16XL/1,5 - Device connector, rear mounting



1162554

<https://www.phoenixcontact.com/us/products/1162554>

Please be informed that the data shown in this PDF document is generated from our online catalog. Please find the complete data in the user documentation. Our general terms of use for downloads are valid.



Device connector, rear mounting, Power, 4-position, Socket, straight, M12, coding: T, on free cable end, Rear mounting, M16 x 1.5, Individual wires, cable length: 1.5 m, 1.31 mm², UL/cUL stranded hook-up wire, Alternative product in accordance with RoHS II without Exemption 6c (Pb <0.1%) item no.: 1238553

Your advantages

- For compact devices: transmit high power in a confined space
- Easy-to-install, optimized XL housing contour with wrench size 19
- Mechanical tightening limitation for long-term-stable gasket
- Preassembled with litz wires for immediate use
- Customer-specific assemblies and litz wire lengths available
- Sealed on the litz wire side for optimum leak-tightness
- For high transmission safety: shield connection to the housing with optional EMC nut

Commercial data

Item number	1162554
Packing unit	1 pc
Minimum order quantity	50 pc
Sales key	AB27
Product key	ABQCHG
GTIN	4063151173142
Weight per piece (including packing)	103.7 g
Weight per piece (excluding packing)	103.7 g
Customs tariff number	85444290
Country of origin	DE

SACC-DSI-M12FST-4P-M16XL/1,5 - Device connector, rear mounting



1162554

<https://www.phoenixcontact.com/us/products/1162554>

Technical data

Notes

General	The electrical and mechanical data specified assume that the connector pair is correctly locked and mounted. If the connector is unlocked and if there is a danger of contamination, the connector must be sealed using a protective cap > IP54. Influences arising from litz wires, cables or PCB assembly must also be taken into consideration.
General	Lock nut is included in the scope of delivery

Mounting

Mounting type	Rear mounting
Assembly instructions	Tightening limitation
Connection method	Individual wires

Product properties

Product type	Circular connectors (device side)
Sensor type	Power
Number of positions	4
No. of cable outlets	1
Shielded	no
Coding	T
Thread type	M12

Insulation characteristics

Overvoltage category	III
Degree of pollution	3

Material specifications

Flammability rating according to UL 94	V0
Seal material	FKM
Contact material	CuZn
Contact surface material	Au
Contact carrier material	PA
Material for screw connection	Zinc die-cast, nickel-plated
Conductor material	Bare Cu litz wires

Electrical properties

Rated surge voltage	1.5 kV
	1.5 kV AC/DC
Contact resistance	≤ 3 mΩ
Insulation resistance	≥ 100 MΩ
Nominal voltage U _N	63 V DC

SACC-DSI-M12FST-4P-M16XL/1,5 - Device connector, rear mounting



1162554

<https://www.phoenixcontact.com/us/products/1162554>

Nominal current I_N	12 A
Test voltage	1.5 kV

Connection data

Conductor connection

Connection method	Individual wires
Contact connection type	Socket
Conductor cross section	1.31 mm ²
Tightening torque	0.8 Nm
	1.3 Nm

Mechanical properties

Mechanical data

Insertion/withdrawal cycles	> 100
-----------------------------	-------

Connector

Connection 1

Head design	Socket
Head cable outlet	straight
Head thread type	M12
Coding	T

Connection 2

Head design	free cable end
-------------	----------------

Cable/line

Cable length	1.5 m
Cable type	UL/cUL stranded hook-up wire
Signal type/category	Power
Wire diameter incl. insulation	2 mm
Single wire, color	black, brown, blue, white
Conductor material	Bare Cu litz wires
AWG signal line	16
Material wire insulation	mPPE
Halogen-free	yes
Flame resistance	in acc. to UL 1581 VW1
Ambient temperature (operation)	-40 °C ... 105 °C (cable, fixed installation)
	-20 °C ... 105 °C (Cable, flexible installation)

Environmental and real-life conditions

Ambient conditions

Degree of protection	IP67
----------------------	------

SACC-DSI-M12FST-4P-M16XL/1,5 - Device connector, rear mounting



1162554

<https://www.phoenixcontact.com/us/products/1162554>

	IP65/IP67
Ambient temperature (operation)	-25 °C ... 85 °C (Plug / socket)
	-20 °C ... 105 °C (Cable, flexible installation)
	-40 °C ... 105 °C (cable, fixed installation)

Standards and regulations

Flame resistance	in acc. to UL 1581 VW1
------------------	------------------------

M12

Standard designation	M12 connector
Standards/specifications	IEC 61076-2-111
Note	In line with

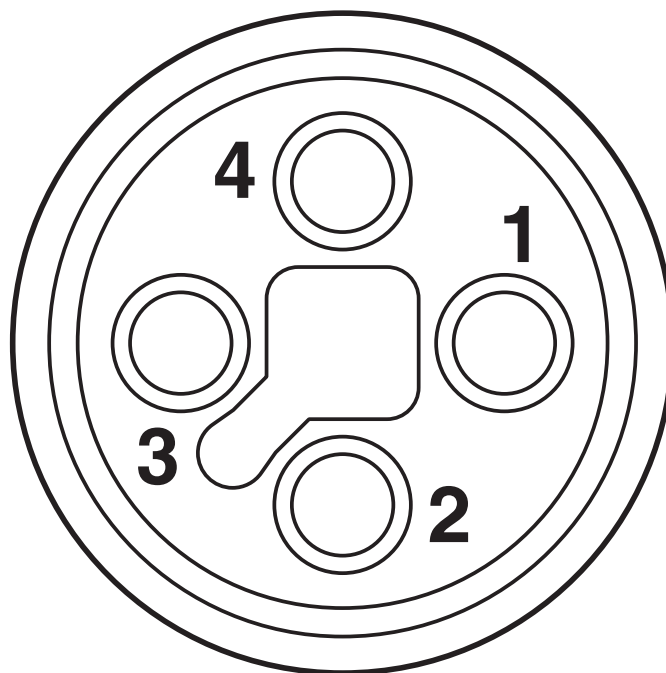
SACC-DSI-M12FST-4P-M16XL/1,5 - Device connector, rear mounting

1162554

<https://www.phoenixcontact.com/us/products/1162554>


Drawings

Schematic diagram



Pin assignment of M12 socket, 4-pos., T-coded, socket side view

Circuit diagram



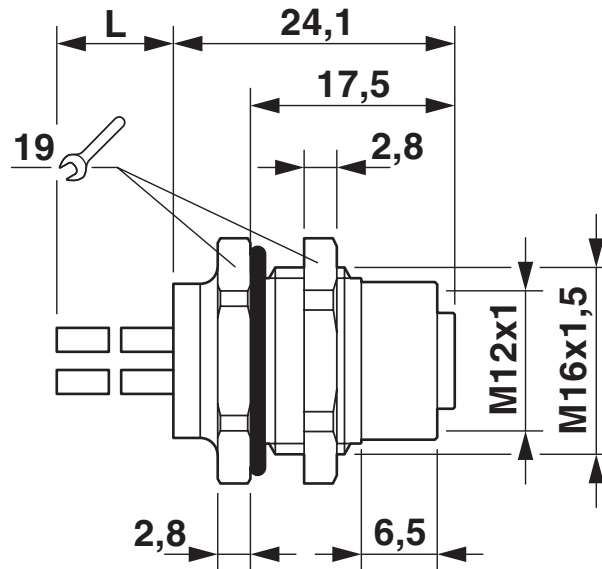
SACC-DSI-M12FST-4P-M16XL/1,5 - Device connector, rear mounting



1162554

<https://www.phoenixcontact.com/us/products/1162554>

Dimensional drawing



Dimensional drawing

SACC-DSI-M12FST-4P-M16XL/1,5 - Device connector, rear mounting



1162554

<https://www.phoenixcontact.com/us/products/1162554>

Approvals

To download certificates, visit the product detail page: <https://www.phoenixcontact.com/us/products/1162554>



EAC

Approval ID: B.01687



cUL Recognized

Approval ID: E468743-20190917

	Nominal voltage U_N	Nominal current I_N	Cross section AWG	Cross section mm^2
	63 V	12 A	- 16	-



UL Recognized

Approval ID: E468743-20190917

	Nominal voltage U_N	Nominal current I_N	Cross section AWG	Cross section mm^2
	63 V	12 A	- 16	-

cULus Recognized

SACC-DSI-M12FST-4P-M16XL/1,5 - Device connector, rear mounting



1162554

<https://www.phoenixcontact.com/us/products/1162554>

Classifications

ECLASS

ECLASS-11.0	27440102
ECLASS-12.0	27440116
ECLASS-13.0	27440116

ETIM

ETIM 8.0	EC002635
----------	----------

UNSPSC

UNSPSC 21.0	39121400
-------------	----------

SACC-DSI-M12FST-4P-M16XL/1,5 - Device connector, rear mounting



1162554

<https://www.phoenixcontact.com/us/products/1162554>

Environmental product compliance

REACH SVHC	Lead 7439-92-1
China RoHS	Environmentally Friendly Use Period = 50 years
	For information on hazardous substances, refer to the manufacturer's declaration available under "Downloads"

Phoenix Contact 2023 © - all rights reserved
<https://www.phoenixcontact.com>

Phoenix Contact USA
586 Fulling Mill Road
Middletown, PA 17057, United States
(+717) 944-1300
info@phoenixcon.com