

SACC-DSI-M12MSL4FE-M16XL/0,5GR - Device connector, rear mounting



1163083

<https://www.phoenixcontact.com/us/products/1163083>

Please be informed that the data shown in this PDF document is generated from our online catalog. Please find the complete data in the user documentation. Our general terms of use for downloads are valid.



Device connector, rear mounting, 5-position, straight, M12, coding: B M12, Rear mounting, M16 x 1.5, Individual wires, cable length: 0.5 m, 2.50 mm², TPE litz wire, Alternative product in accordance with RoHS II without Exemption 6c (Pb <0.1%) item no.: 1238572

Your advantages

- Preassembled with litz wires for immediate use
- Customer-specific assemblies and litz wire lengths available
- Sealed on the litz wire side for optimum leak-tightness
- All standard pin assignments and codings for signal, data, and power transmission with a uniform design-in design
- For high transmission safety: shield connection to the housing with optional EMC nut
- SPEEDCON fast locking system reduces cabling times

Commercial data

Item number	1163083
Packing unit	1 pc
Minimum order quantity	25 pc
Sales key	AB27
Product key	ABQCGG
GTIN	4063151173258
Weight per piece (including packing)	93.1 g
Weight per piece (excluding packing)	93.1 g
Customs tariff number	85444290
Country of origin	DE

SACC-DSI-M12MSL4FE-M16XL/0,5GR - Device connector, rear mounting



1163083

<https://www.phoenixcontact.com/us/products/1163083>

Technical data

Notes

General	Lock nut is included in the scope of delivery
---------	---

Mounting

Mounting type	Rear mounting M16 x 1.5 Tightening limitation
Assembly instructions	Tightening limitation
Connection method	Individual wires

Product properties

Product type	Circular connectors (device side)
Number of positions	5
No. of cable outlets	1
Shielded	no
Coding	B
Thread type	M12

Insulation characteristics

Overvoltage category	II
Degree of pollution	3

Material specifications

Color	gray
Flammability rating according to UL 94	V0
Seal material	FKM
Material of grip body	Zinc die-cast, nickel-plated
Contact material	CuZn
Contact surface material	Ni/Au
Contact carrier material	PA 6.6
Material for screw connection	Zinc die-cast, nickel-plated
Conductor material	Tin-plated Cu litz wires

Electrical properties

Rated voltage in acc. with IEC 61076-2-101	63 V
Rated surge voltage	1.5 kV AC/DC
Nominal voltage U_N	63 V DC

Connection data

Conductor connection

Connection method	Individual wires
Contact connection type	Pin

SACC-DSI-M12MSL4FE-M16XL/0,5GR - Device connector, rear mounting



1163083

<https://www.phoenixcontact.com/us/products/1163083>

Conductor cross section	2.5 mm²
-------------------------	---------

Mechanical properties

Mechanical data

Insertion/withdrawal cycles	> 100
-----------------------------	-------

Connector

Connection 1

Head cable outlet	straight
Head thread type	M12
Coding	B

Cable/line

Cable length	0.5 m
Cable type	TPE litz wire
Single wire, color	brown 1, white 2, blue 3, black 4, pink FE
Conductor material	Tin-plated Cu litz wires
AWG signal line	14
Halogen-free	according to IEC 60754-1
Flame resistance	in acc. with UL FT-2
Ambient temperature (operation)	-40 °C ... 105 °C (cable, fixed installation)
	-25 °C ... 105 °C (Cable, flexible installation)

Environmental and real-life conditions

Ambient conditions

Degree of protection	IP65/IP67
Ambient temperature (operation)	-25 °C ... 85 °C (Plug / socket)
	-40 °C ... 85 °C (without mechanical actuation)
	-25 °C ... 105 °C (Cable, flexible installation)
	-40 °C ... 105 °C (cable, fixed installation)

Standards and regulations

Flame resistance	in acc. with UL FT-2
------------------	----------------------

M12

Standard designation	M12 connector
Standards/specifications	IEC 61076-2-101

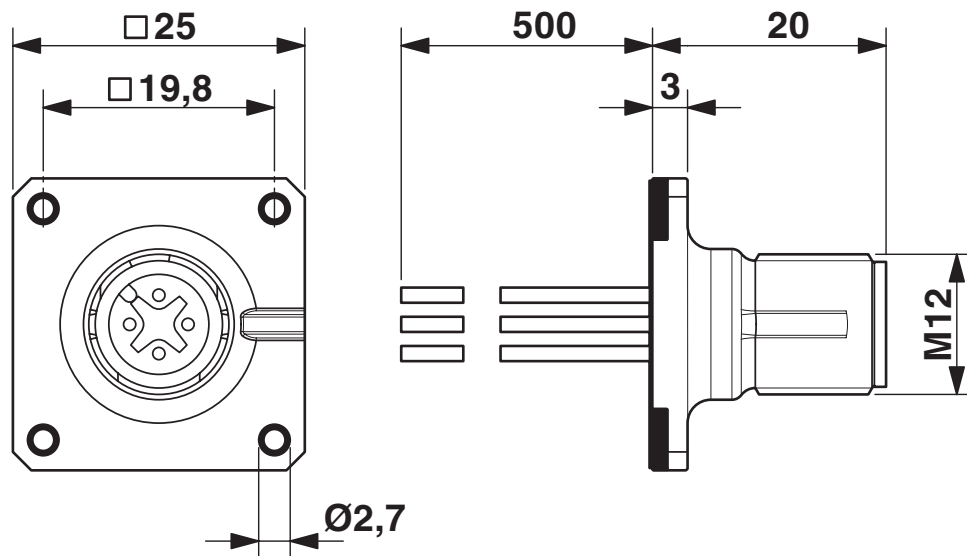
SACC-DSI-M12MSL4FE-M16XL/0,5GR - Device connector, rear mounting

1163083

<https://www.phoenixcontact.com/us/products/1163083>

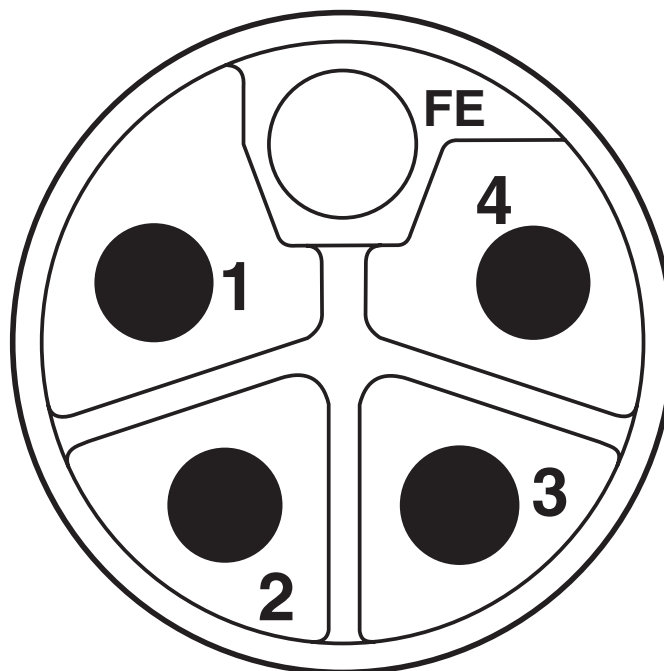
Drawings

Dimensional drawing



Dimensional drawing

Schematic diagram



Pin assignment of M12 connector, 5-pos., L-coded, pin side view


SACC-DSI-M12MSL4FE-M16XL/0,5GR - Device connector, rear mounting




1163083
<https://www.phoenixcontact.com/us/products/1163083>

Approvals

To download certificates, visit the product detail page: <https://www.phoenixcontact.com/us/products/1163083>

**EAC**
Approval ID: B.01687

	cULus Recognized Approval ID: E468743-20180113			
	Nominal voltage U_N	Nominal current I_N	Cross section AWG	Cross section mm^2
	63 V	16 A	- 14	-

SACC-DSI-M12MSL4FE-M16XL/0,5GR - Device connector, rear mounting



1163083

<https://www.phoenixcontact.com/us/products/1163083>

Classifications

ECLASS

ECLASS-11.0	27440102
ECLASS-12.0	27440116
ECLASS-13.0	27440116

ETIM

ETIM 8.0	EC002635
----------	----------

UNSPSC

UNSPSC 21.0	39121400
-------------	----------

SACC-DSI-M12MSL4FE-M16XL/0,5GR - Device connector, rear mounting



1163083
<https://www.phoenixcontact.com/us/products/1163083>

Environmental product compliance

REACH SVHC	Lead 7439-92-1
China RoHS	Environmentally Friendly Use Period = 50 years
	For information on hazardous substances, refer to the manufacturer's declaration available under "Downloads"

Phoenix Contact 2023 © - all rights reserved
<https://www.phoenixcontact.com>

Phoenix Contact USA
586 Fulling Mill Road
Middletown, PA 17057, United States
(+717) 944-1300
info@phoenixcon.com