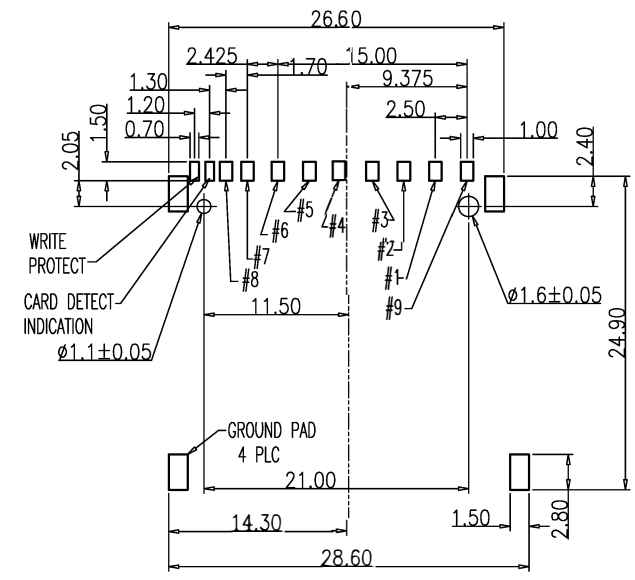
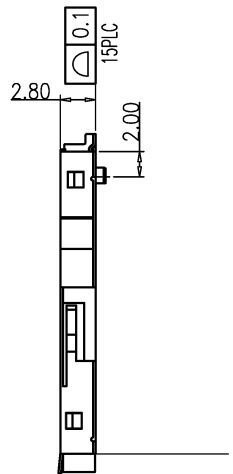
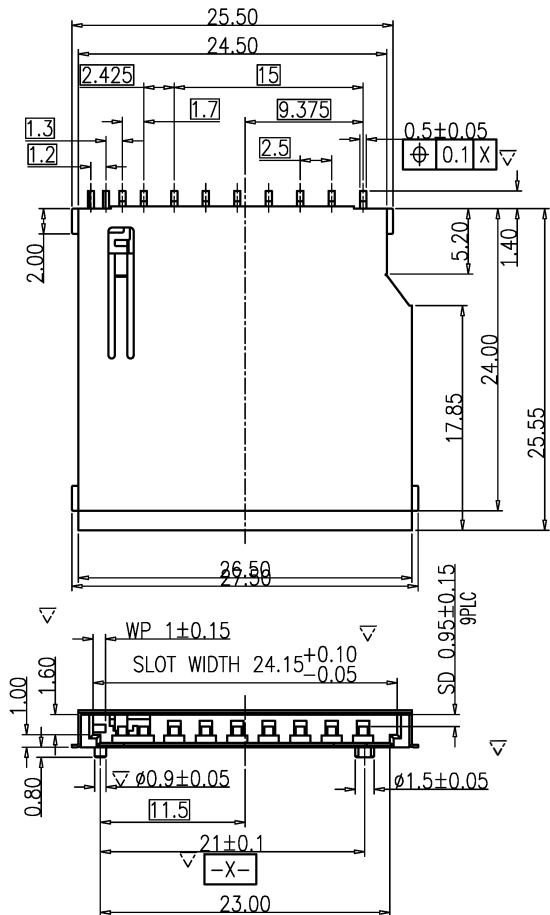
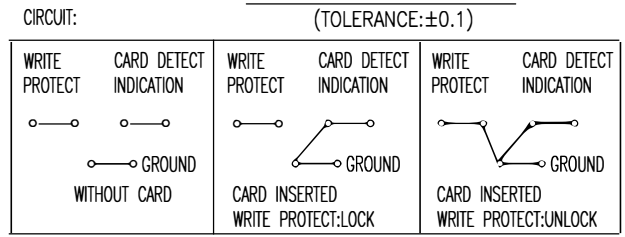


REV.	DESCRIPTION	DATE	APPD.
A	NEW RELEASE		



RECOMMENDED PCB LAYOUT



NOTE:  
 1. MATERIAL:  
 1-1 PLASTIC: HIGH TEMPERATURE PLASTIC UL94V-0  
 1-2 CONTACT: C5191H  
 1-3 SHELL: C2680H  
 2.PLATING OF CONTACT:  
 2-1 UNDER PLATING: 50u<sup>2</sup>MIN NICKEL OVER ALL  
 2-2 CONTACT AREA: GOLD FLASH PLATED  
 2-3 SOLDERING AREA: 50u<sup>2</sup>MIN MATTE TIN PLATED  
 3.PART MUST COMPLY ROHS SPECIFICATION

MILLIMETERS	INCH	UNITS	Bossie (博锡)	
X° ± Z'	X° ±	MM	PART NO.	TITLE:
.X ± 0.15	.XX ±	MAT'L		
.XX ± 0.10	.XXX ±	SEE NOTES	APPD:	DWG NO.:
.XXX±	.XXXX±	FINISH		
THESE DRAWINGS AND SPECIFICATIONS ARE THE PROPERTY OF VAST ELECTRONIC Co.,Ltd AND SHALL NOT BE REPRODUCED, COPIED OR USED IN ANY MANNER WITHOUT THE PRIOR WRITTEN CONSENT OF VAST ELECTRONIC Co.,Ltd			QTY	DR:
			SEE NOTES	SCALE
				SHEET
				REV.
				1/1
				1/1
				A