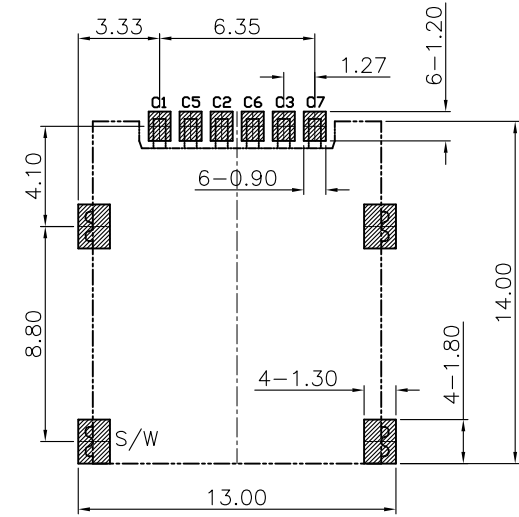
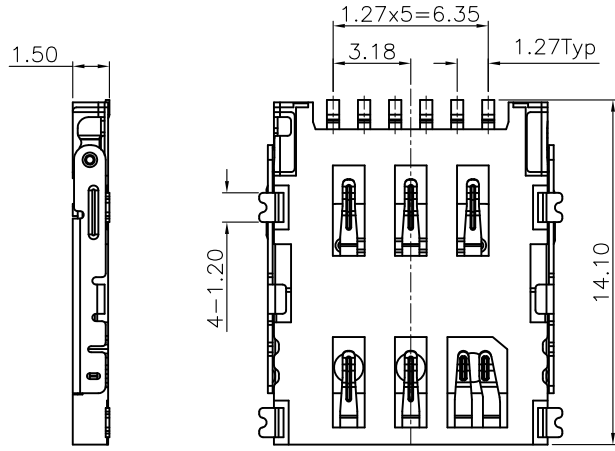
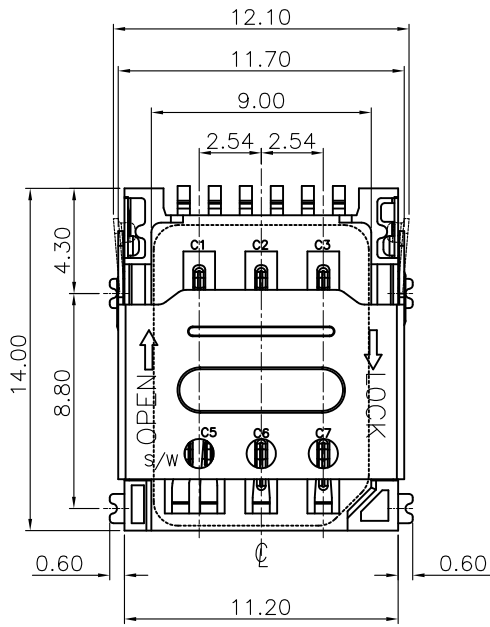
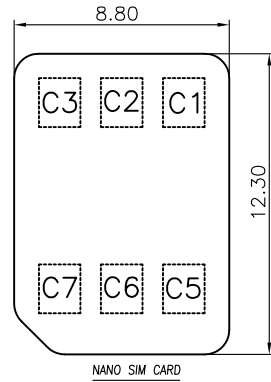
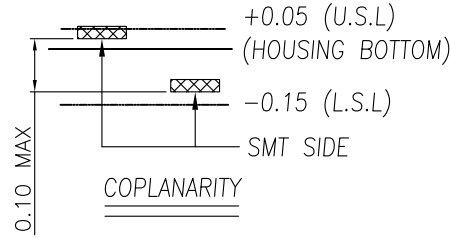
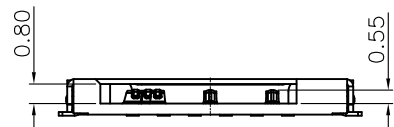


Rev No.	Description of Revision	Date	Name	Approved	ECN No.

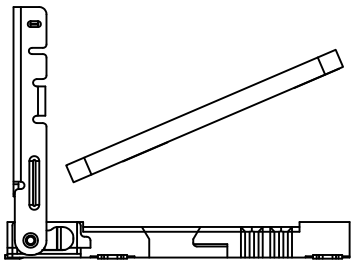


RECOMMENDED PCB LAYOUT
 GENERAL TOLERANCE ±0.05
 SMT SOLDER AREA

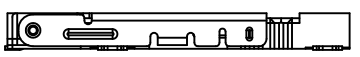


NOTES:

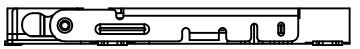
- ELECTRICAL CHARACTERISTICS
 - 1-1. CONTACT RESISTANCE: 60 Milliohms Max
 - 1-2. INSULATION RESISTANCE: 1,000 Megohms Min.
 - 1-3. VOLTAGE RATING: 50V.
 - 1-4. CURRENT RATING: 1.0A.
- MECHANICAL CHARACTERISTICS
 - 2-1. OPERATION TEMPERATURE RANGE: -20°C~+85°C
 - 2-2. DURABILITY: 5000 CYCLES
- MATERIAL:
 - 3-1. HOUSING: THERMOPLASTIC,UL 94-V0
 - 3-2. TERMINAL: PHOSPHOR BRONZE,T=0.15
 - 3-3. SHELL: STAINLESS STEEL,T=0.20
- FINISHED:
 - 4-1. TERMINAL: Ni PLATED UNDER, 3U" Au MIN PLATED ON CONTACT AREA,AU PLATED ON SOLDER TAIL



STEP 1 INSERT Micro-SIM CARD

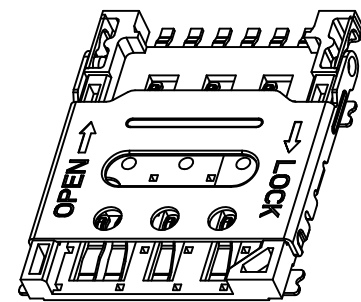


STEP 2 PUSH THE SHELL



STEP 3 FINISH

NANO SIM CARD	
Pin No.	NAME
C1	VCC
C2	RST
C3	CLK
C5	GND
C6	VPP
C7	I/O
S/W	Switch Pin



UNLESS OTHERWISE SPECIFIED TOLERANCES		Bossie (博锡)			
DECIMALS:		ANGLES		TITLE: 翻盖式 NanoSIM卡 卡座 6+1	
X.	±0.20	X°.	±2°	Drawn.	PART NO. BX-SMN-1.4HJ-F
X.X	±0.15	X.X°	±1°	Checked.	SCALE: 3:10 UNIT: mm PROJ.
X.XX	±0.10	X.XX°	±0.5°	Approved.	SIZE: A4 SHEET: 1 OF 1 REV: A
X.XXX	±0.05			CUSTOMER COPY	