

VS-M12FSBP-OE-94B-LI/10,0 - Device connector, rear mounting



1425322

<https://www.phoenixcontact.com/us/products/1425322>

Please be informed that the data shown in this PDF document is generated from our online catalog. Please find the complete data in the user documentation. Our general terms of use for downloads are valid.



Device connector, rear mounting, Ethernet CAT5 (1 Gbps), 8-position, PUR, water blue RAL 5021, Flush-type female connector straight M12, coding: A SPEEDCON / IP67, on free cable end, cable length: 10 m

Your advantages

- Preassembled with cables in various standard lengths for immediate use
- Customer-specific assemblies and cable lengths can be supplied
- Sealed on the cable side for optimum tightness of seal
- Cable designs for all common networks and fieldbuses
- For high transmission safety: shield connection to the housing with optional EMC nut

Commercial data

Item number	1425322
Packing unit	1 pc
Minimum order quantity	50 pc
Sales key	AB25
Product key	ABQDGI
GTIN	4055626397337
Weight per piece (including packing)	509.2 g
Weight per piece (excluding packing)	461.06 g
Customs tariff number	85444290
Country of origin	DE

VS-M12FSBP-OE-94B-LI/10,0 - Device connector, rear mounting



1425322

<https://www.phoenixcontact.com/us/products/1425322>

Technical data

Notes

General	The electrical and mechanical data specified assume that the connector pair is correctly locked and mounted. If the connector is unlocked and if there is a danger of contamination, the connector must be sealed using a protective cap > IP54. Influences arising from litz wires, cables or PCB assembly must also be taken into consideration.
General	Lock nut is included in the scope of delivery

Product properties

Product type	Data cable preassembled
Sensor type	Ethernet
Number of positions	8
No. of cable outlets	1
Shielded	yes
Coding	A
Cable outlet	straight

Insulation characteristics

Overvoltage category	II
Degree of pollution	3

Interfaces

Signal type/category	Ethernet CAT5 (based on IEC 11801), 1 Gbps
----------------------	--

Electrical properties

Rated surge voltage	0.8 kV
Contact resistance	$\leq 3 \text{ m}\Omega$
Insulation resistance	$\geq 100 \text{ M}\Omega$
Nominal voltage U_N	48 V AC 60 V DC
Nominal current I_N	2 A
Transmission medium	Copper
Wave impedance	100 Ω

Mechanical properties

Mechanical data

Insertion/withdrawal cycles	≥ 100
-----------------------------	------------

Material specifications

Flammability rating according to UL 94	V0
Seal material	FKM

VS-M12FSBP-OE-94B-LI/10,0 - Device connector, rear mounting



1425322

<https://www.phoenixcontact.com/us/products/1425322>

Contact material	CuZn
Contact surface material	Ni/Au
Outer sheath, material	PUR
Conductor material	Bare Cu litz wires

Connection data

Connection technology

Connection method	Individual wires
-------------------	------------------

Conductor connection

Connection method	Individual wires
Tightening torque	2 Nm ... 3 Nm (Installation-side)

Connector

Connection 1

Type	Flush-type female connector straight M12 SPEEDCON / IP67
Number of positions	8
Coding type	A (Standard)
Degree of protection	IP67
Number of positions	8
Locking type	SPEEDCON


Connection 2

Type	free cable end
Number of positions	8
	8

Cable/line

Cable length	10 m
--------------	------

Ethernet flexible CAT5, 4-pair [94B]

Dimensional drawing	
Cable weight	47 kg/km
UL AWM Style	20963 (80°C/30 V)
Number of positions	8
Shielded	yes

VS-M12FSBP-OE-94B-LI/10,0 - Device connector, rear mounting



1425322

<https://www.phoenixcontact.com/us/products/1425322>

Cable type	Ethernet flexible CAT5, 4-pair [94B]
Conductor structure	4x2xAWG26/7, SF/UTP
Signal runtime	5.3 ns/m
Conductor structure signal line	7x 0.16 mm
AWG signal line	26
Conductor cross section	4x 2x 0.14 mm ²
Wire diameter incl. insulation	0.96 mm
External cable diameter	6.4 mm ±0.2 mm
Outer sheath, material	PUR
External sheath, color	water blue RAL 5021
Conductor material	Bare Cu litz wires
Material wire insulation	Foamed PE
Single wire, color	white/blue-blue, white/orange-orange, white/green-green, white/brown-brown
Thickness, outer sheath	1.05 mm
Twisted pairs	2 cores to the pair
Overall twist	4 pairs for core
Optical shield covering	70 %
Insulation resistance	≥ 5 GΩ*km
Coupling resistance	≤ 100.00 mΩ/m (at 10 MHz)
Loop resistance	≤ 290.00 Ω/km
Wave impedance	100 Ω ±5 Ω (at 100 MHz)
Cable capacity	48 nF/km (at 1 kHz)
Nominal voltage, cable	≤ 100 V
Test voltage Core/Core	700 V (50 Hz, 1 min.)
Test voltage Core/Shield	700 V (50 Hz, 1 min.)
Minimum bending radius, fixed installation	4 x D
Minimum bending radius, flexible installation	8 x D
Tensile strength	≤ 100 N
Near end crosstalk attenuation (NEXT)	71.3 dB (with 1 MHz)
	62.3 dB (at 4 MHz)
	56.3 dB (at 10 MHz)
	53.2 dB (at 16 MHz)
	51.8 dB (at 20 MHz)
	48.9 dB (at 31.25 MHz)
	44.4 dB (at 62.5 MHz)
	41.3 dB (at 100 MHz)
Power-summated near end crosstalk attenuation (PSNEXT)	62.3 dB (with 1 MHz)
	53.3 dB (at 4 MHz)
	47.3 dB (at 10 MHz)
	44.2 dB (at 16 MHz)
	42.8 dB (at 20 MHz)
	39.9 dB (at 31.25 MHz)

VS-M12FSBP-OE-94B-LI/10,0 - Device connector, rear mounting



1425322

<https://www.phoenixcontact.com/us/products/1425322>

Return loss (RL)	35.4 dB (at 62.5 MHz)
	32.3 dB (at 100 MHz)
	23 dB (at 4 MHz)
	24.1 dB (at 8 MHz)
	25 dB (at 10 MHz)
	25 dB (at 16 MHz)
	25 dB (at 20 MHz)
	23.6 dB (at 31.25 MHz)
	21.5 dB (at 62.5 MHz)
	20.1 dB (at 100 MHz)
Shield attenuation	3.2 dB (with 1 MHz)
	6 dB (at 4 MHz)
	9.5 dB (at 10 MHz)
	12.1 dB (at 16 MHz)
	13.6 dB (at 20 MHz)
	17.1 dB (at 31.25 MHz)
	24.8 dB (at 62.5 MHz)
	32 dB (at 100 MHz)
Halogen-free	according to IEC 60754-1
Flame resistance	according to IEC 60332-1-2
Resistance to oil	in accordance with EN 60811-2-1
Ambient temperature (operation)	-40 °C ... 80 °C (cable, fixed installation)
	-20 °C ... 80 °C (Cable, flexible installation)
Ambient temperature (installation)	-20 °C ... 80 °C

Environmental and real-life conditions

Ambient conditions

Degree of protection	IP67 (When plugged in)
	IP65 (When plugged in)
	IP65/IP67
Ambient temperature (operation)	-25 °C ... 85 °C (Plug / socket)
	-40 °C ... 85 °C (without mechanical actuation)
	-25 °C ... 85 °C (Cable, flexible installation)
	-40 °C ... 85 °C (cable, fixed installation)

VS-M12FSBP-OE-94B-LI/10,0 - Device connector, rear mounting

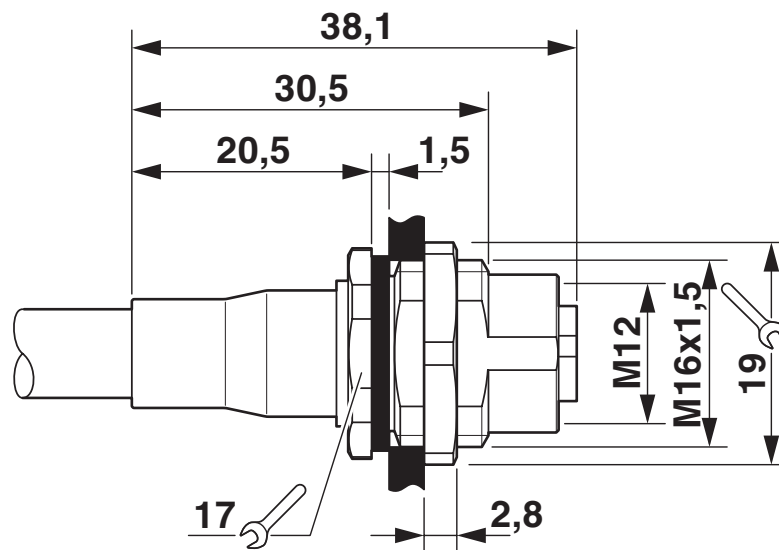


1425322

<https://www.phoenixcontact.com/us/products/1425322>

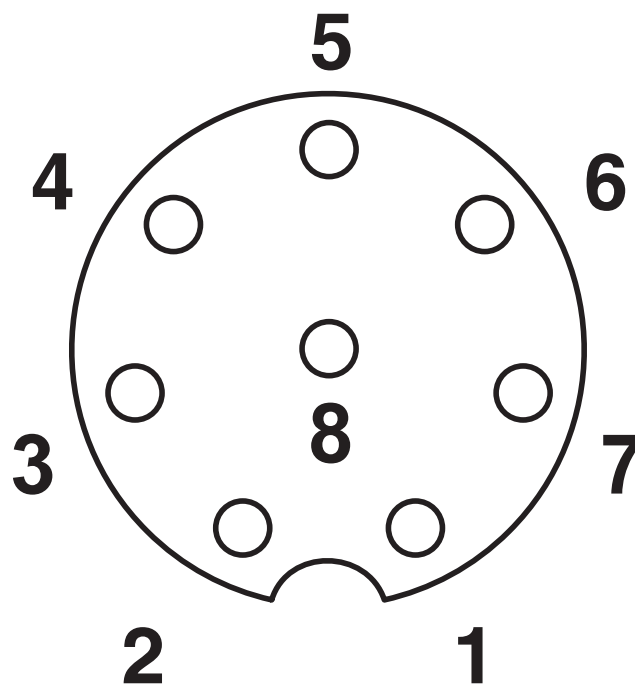
Drawings

Dimensional drawing



Dimensional drawing

Schematic diagram



Pin assignment M12 socket, 8-pos., A-coded, view female side

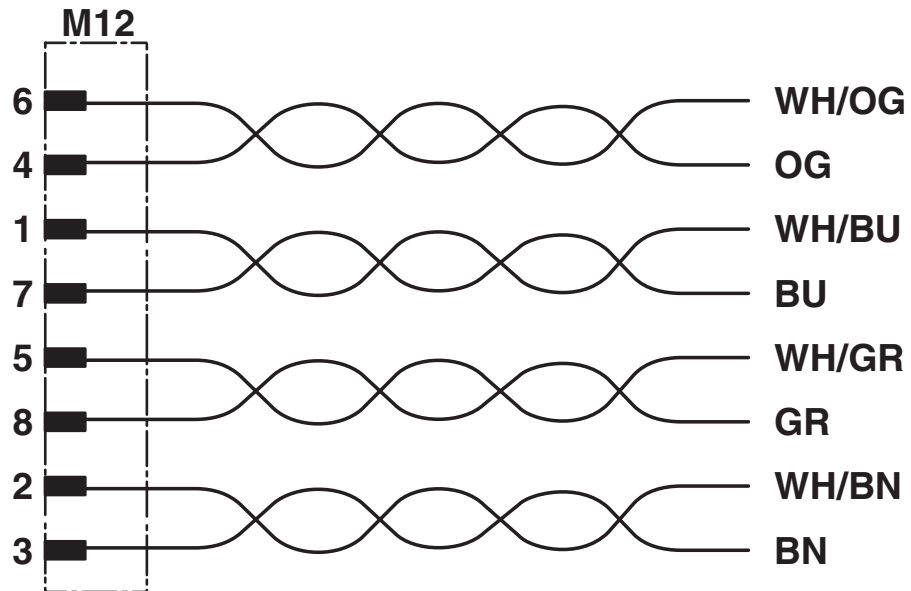
VS-M12FSBP-OE-94B-LI/10,0 - Device connector, rear mounting



1425322

<https://www.phoenixcontact.com/us/products/1425322>

Circuit diagram



VS-M12FSBP-OE-94B-LI/10,0 - Device connector, rear mounting



1425322

<https://www.phoenixcontact.com/us/products/1425322>

Approvals

📄 To download certificates, visit the product detail page: <https://www.phoenixcontact.com/us/products/1425322>



EAC

Approval ID: 19060508

VS-M12FSBP-OE-94B-LI/10,0 - Device connector, rear mounting



1425322

<https://www.phoenixcontact.com/us/products/1425322>

Classifications

ECLASS

ECLASS-11.0	27060311
ECLASS-12.0	27060311
ECLASS-13.0	27060311

ETIM

ETIM 8.0	EC001855
----------	----------

UNSPSC

UNSPSC 21.0	26121600
-------------	----------

VS-M12FSBP-OE-94B-LI/10,0 - Device connector, rear mounting



1425322
<https://www.phoenixcontact.com/us/products/1425322>

Environmental product compliance

REACH SVHC	Lead 7439-92-1
China RoHS	Environmentally Friendly Use Period = 50 years
	For information on hazardous substances, refer to the manufacturer's declaration available under "Downloads"

Phoenix Contact 2023 © - all rights reserved
<https://www.phoenixcontact.com>

Phoenix Contact USA
586 Fulling Mill Road
Middletown, PA 17057, United States
(+717) 944-1300
info@phoenixcon.com