

# SACC-E-M12MSS-3P-M16/1,5 PE - Device connector front mounting



1068167

<https://www.phoenixcontact.com/us/products/1068167>

Please be informed that the data shown in this PDF document is generated from our online catalog. Please find the complete data in the user documentation. Our general terms of use for downloads are valid.



Device connector front mounting, Power, 3-position, M12, coding: S, Front mounting, M16 x 1.5, Individual wires, PP litz wire, Alternative product in accordance with RoHS II without Exemption 6c (Pb <0.1%) item no.: 1238249

## Your advantages

- For compact devices: transmit high power in a confined space
- For industrial infrastructure applications
- Protection against mismatching thanks to S-coding
- Preassembled with litz wires for immediate use
- Customer-specific assemblies and litz wire lengths available
- Sealed on the litz wire side for optimum leak-tightness
- For high transmission safety: shield connection to the housing with optional EMC nut

## Commercial data

Item number	1068167
Packing unit	1 pc
Minimum order quantity	50 pc
Note	Made to order (non-returnable)
Sales key	AB27
Product key	ABQCEG
GTIN	4055626740508
Weight per piece (including packing)	89 g
Weight per piece (excluding packing)	89 g
Customs tariff number	85444290
Country of origin	DE

# SACC-E-M12MSS-3P-M16/1,5 PE - Device connector front mounting



1068167

<https://www.phoenixcontact.com/us/products/1068167>

## Technical data

### Notes

#### General

The electrical and mechanical data specified assume that the connector pair is correctly locked and mounted. If the connector is unlocked and if there is a danger of contamination, the connector must be sealed using a protective cap > IP54. Influences arising from litz wires, cables or PCB assembly must also be taken into consideration.

#### Safety note

##### Safety note

**WARNING:** The connectors may not be plugged in or disconnected under load. Ignoring the warning or improper use may damage persons and/or property.

- **WARNING:** Commission properly functioning products only. The products must be regularly inspected for damage. Decommission defective products immediately. Replace damaged products. Repairs are not possible.

- **WARNING:** Only electrically qualified personnel may install and operate the product. They must observe the following safety notes. The qualified personnel must be familiar with the basics of electrical engineering. They must be able to recognize and prevent danger. The relevant symbol on the packaging indicates that only personnel familiar with electrical engineering are allowed to install and operate the product.

- The products are suitable for applications in plant, controller, and electrical device engineering.

- When operating the connectors in outdoor applications, they must be separately protected against environmental influences.

- Assembled products may not be manipulated or improperly opened.

- Only use mating connectors that are specified in the technical data of the standards listed (e.g. the ones listed in the product accessories online at [phoenixcontact.com/products](https://www.phoenixcontact.com/products)).

- When using the product in direct connection with third-party manufacturers, the user is responsible.

- For operating voltages > 50 V AC, conductive connector housings must be grounded

- Ensure that when laying the cable, the tensile load on the connectors does not exceed the upper limit specified in the standards.

- Observe the corresponding technical data. You will find information:

- o On the product
- o On the packing label
- o In the supplied documentation
- o Online at [phoenixcontact.com/products](https://www.phoenixcontact.com/products) under the product

- Only use tools recommended by Phoenix Contact

- Use a protective cap to protect connectors that are not in use. The suitable accessories are available online in the accessory section of the product at [phoenixcontact.com/products](https://www.phoenixcontact.com/products)

# SACC-E-M12MSS-3P-M16/1,5 PE - Device connector front mounting



1068167

<https://www.phoenixcontact.com/us/products/1068167>

- Ensure that the protective or functional ground has been properly connected.
- VDE 0100/1.97 § 411.1.3.2 and DIN EN 60 204/11.98 § 14.1.3 are applicable when combining several circuits in a cable and/or connector
- The connector warms up in normal operation. Depending on the ambient conditions, the surface of the connector can continue to warm up. In this case, the user is responsible for posting warnings (e.g. DIN EN ISO 13732-1:2008-12).

## Mounting

Mounting type	Front wall/screw mounting
Connection method	Individual wires

## Product properties

Product type	Circular connectors (device side)
Sensor type	Power
Number of positions	3
No. of cable outlets	1
Shielded	no
Coding	S

## Insulation characteristics

Overvoltage category	III
Degree of pollution	3

## Material specifications

Flammability rating according to UL 94	V0
Seal material	FKM
Contact material	CuZn
Contact surface material	Ni/Au
Contact carrier material	PA
Material for screw connection	CuZn alloy, nickel-plated
Conductor material	Bare Cu litz wires

## Electrical properties

Rated voltage in acc. with IEC 61076-2-101	630 V
Rated surge voltage	6 kV AC
	6 kV AC
Contact resistance	≤ 3 mΩ
Insulation resistance	≥ 100 MΩ
Nominal voltage $U_N$	60 V
Nominal current $I_N$	12 A
Test voltage	6 kV

# SACC-E-M12MSS-3P-M16/1,5 PE - Device connector front mounting



1068167

<https://www.phoenixcontact.com/us/products/1068167>

## Connection data

### Conductor connection

Connection method	Individual wires
Contact connection type	Pin
Conductor cross section	1.31
Tightening torque	3 Nm
	4 Nm

## Mechanical properties

### Mechanical data

Insertion/withdrawal cycles	> 100
-----------------------------	-------

## Connector

### Connection 1

Head thread type	M12
Coding	S

## Cable/line

Cable length	1.5
Cable type	PP litz wire
Signal type/category	Power
Single wire, color	black 1, black 2, green/yellow
Conductor material	Bare Cu litz wires
AWG signal line	16
Material wire insulation	mPPE
Halogen-free	yes
Flame resistance	in acc. to UL 1581 VW1
Ambient temperature (operation)	-40 °C ... 105 °C (without mechanical actuation)
	-40 °C ... 105 °C (without mechanical actuation)
	-30 °C ... 90 °C (Cable, flexible installation)

## Environmental and real-life conditions

### Ambient conditions

Degree of protection	IP67
	IP65/IP67
Ambient temperature (operation)	-25 ... -85 (Plug / socket)
	-40 °C ... 105 °C (without mechanical actuation)
	-30 °C ... 90 °C (Cable, flexible installation)
	-40 °C ... 90 °C (cable, fixed installation)

# SACC-E-M12MSS-3P-M16/1,5 PE - Device connector front mounting



1068167  
<https://www.phoenixcontact.com/us/products/1068167>

## Standards and regulations

Flame resistance	in acc. to UL 1581 VW1
M12	
Standard designation	M12 connector
Standards/specifications	based on IEC 61076-2-111
Note	In line with

# SACC-E-M12MSS-3P-M16/1,5 PE - Device connector front mounting

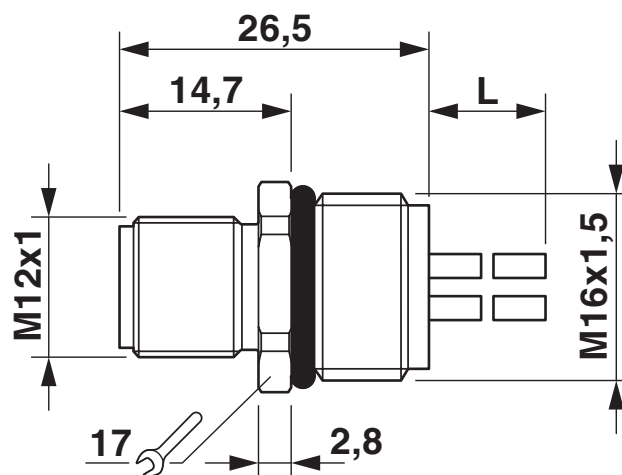


1068167

<https://www.phoenixcontact.com/us/products/1068167>


## Drawings

Dimensional drawing



Dimensional drawing

Schematic diagram

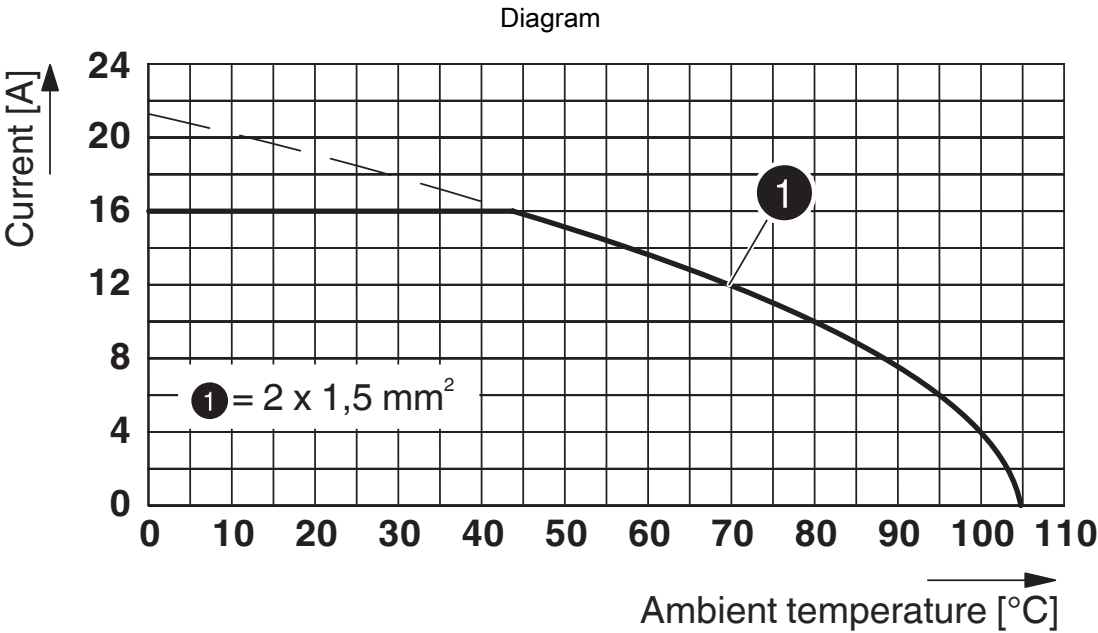


Pin assignment of M12 plug, 3-pos., S-coded, view of pin side

SACC-E-M12MSS-3P-M16/1,5 PE - Device connector  
front mounting

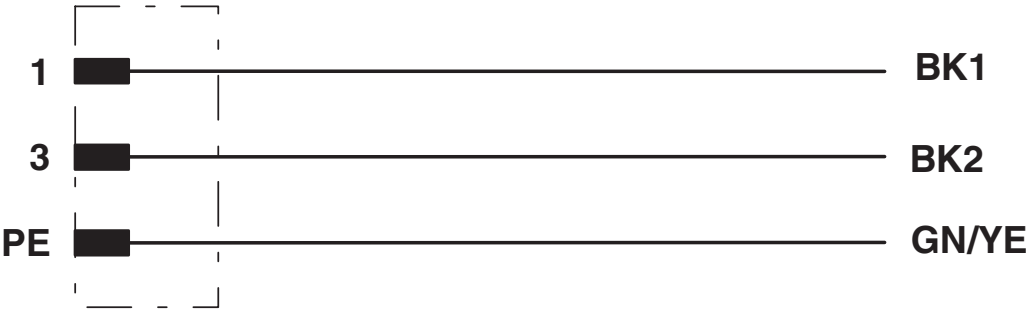


1068167  
<https://www.phoenixcontact.com/us/products/1068167>



Derating diagram

Circuit diagram



# SACC-E-M12MSS-3P-M16/1,5 PE - Device connector front mounting



1068167

<https://www.phoenixcontact.com/us/products/1068167>

## Approvals

To download certificates, visit the product detail page: <https://www.phoenixcontact.com/us/products/1068167>



**EAC**

Approval ID: B.01687



**cUL Recognized**

Approval ID: E468743-20190917

	Nominal voltage $U_N$	Nominal current $I_N$	Cross section AWG	Cross section $\text{mm}^2$
	600 V	12 A	- 16	-



**UL Recognized**

Approval ID: E468743-20190917

	Nominal voltage $U_N$	Nominal current $I_N$	Cross section AWG	Cross section $\text{mm}^2$
	600 V	12 A	- 16	-

**cULus Recognized**



# SACC-E-M12MSS-3P-M16/1,5 PE - Device connector front mounting



1068167

<https://www.phoenixcontact.com/us/products/1068167>

## Classifications

### ECLASS

ECLASS-11.0	27440102
ECLASS-12.0	27440116
ECLASS-13.0	27440116

### ETIM

ETIM 8.0	EC002635
----------	----------

### UNSPSC

UNSPSC 21.0	39121400
-------------	----------

# SACC-E-M12MSS-3P-M16/1,5 PE - Device connector front mounting



1068167

<https://www.phoenixcontact.com/us/products/1068167>

## Environmental product compliance

REACH SVHC	Lead 7439-92-1
China RoHS	Environmentally Friendly Use Period = 50 years
	For information on hazardous substances, refer to the manufacturer's declaration available under "Downloads"

# SACC-E-M12MSS-3P-M16/1,5 PE - Device connector front mounting



1068167

<https://www.phoenixcontact.com/us/products/1068167>

## Accessories

### SACC-E-MU-M16 - Flat nut

1504097

<https://www.phoenixcontact.com/us/products/1504097>

Flat nut, Screw mounting, M16 x 1.5, Alternative product in accordance with RoHS II without Exemption 6c (Pb <0.1%) item no.: 1239863



---

Phoenix Contact 2023 © - all rights reserved  
<https://www.phoenixcontact.com>

Phoenix Contact USA  
586 Fulling Mill Road  
Middletown, PA 17057, United States  
(+717) 944-1300  
[info@phoenixcon.com](mailto:info@phoenixcon.com)