



Connectors > Power Connectors > Circular Power > Circular Power Connectors



Connector Product Type: **Lead Assembly**

Operating Voltage: **10000 VDC**

Wire Size: **16 AWG**

Connector System: **Wire-to-Wire**

Sealable: **No**

Features

Product Type Features

Connector Product Type	Lead Assembly
Connector System	Wire-to-Wire
Sealable	No
Connector & Contact Terminates To	Wire & Cable

Electrical Characteristics

Operating Voltage	10000 VDC
-------------------	-----------

Body Features

Positive Stop Ferrule	Without
-----------------------	---------

Contact Features

Contact Type	Socket
--------------	--------

Termination Features

Termination Method to Wire & Cable	Pre-Terminated to Cable
------------------------------------	-------------------------

Dimensions

Wire Size	16 AWG
Assembly Length	914.4 mm[36 in]

Usage Conditions

Operating Temperature Range	-55 – 125 °C[-67 – 257 °F]
-----------------------------	----------------------------



Operation/Application

Shielded	No
----------	----

Packaging Features

Packaging Quantity	20
Packaging Method	Package

Product Compliance

For compliance documentation, visit the product page on TE.com>








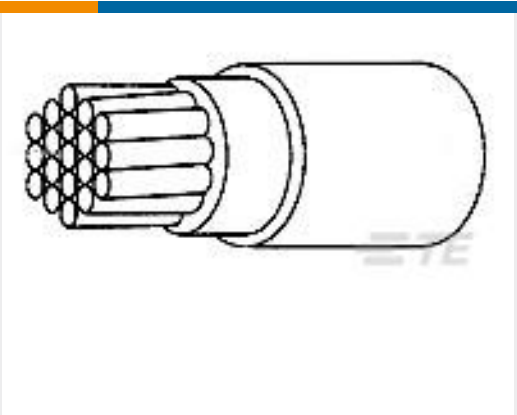


EU RoHS Directive 2011/65/EU	Not Compliant
EU ELV Directive 2000/53/EC	Compliant with Exemptions
China RoHS 2 Directive MIIT Order No 32, 2016	Restricted Materials Above Threshold
EU REACH Regulation (EC) No. 1907/2006	Current ECHA Candidate List: JUNE 2023 (235) Candidate List Declared Against: JUNE 2022 (224) SVHC > Threshold: Pb (2% in component) Article Safe Usage Statements: Do not eat, drink or smoke when using this product. Wash thoroughly after handling. Recycle if possible and dispose of the article by following all applicable governmental regulations relevant to your geographic location.
Halogen Content	Not Yet Reviewed for halogen content
Solder Process Capability	Not applicable for solder process capability

Product Compliance Disclaimer

This information is provided based on reasonable inquiry of our suppliers and represents our current actual knowledge based on the information they provided. This information is subject to change. The part numbers that TE has identified as EU RoHS compliant have a maximum concentration of 0.1% by weight in homogenous materials for lead, hexavalent chromium, mercury, PBB, PBDE, DBP, BBP, DEHP, DIBP, and 0.01% for cadmium, or qualify for an exemption to these limits as defined in the Annexes of Directive 2011/65/EU (RoHS2). Finished electrical and electronic equipment products will be CE marked as required by Directive 2011/65/EU. Components may not be CE marked. Additionally, the part numbers that TE has identified as EU ELV compliant have a maximum concentration of 0.1% by weight in homogenous materials for lead, hexavalent chromium, and mercury, and 0.01% for cadmium, or qualify for an exemption to these limits as defined in the Annexes of Directive 2000/53/EC (ELV). Regarding the REACH Regulation, the information TE provides on SVHC in articles for this part number is based on the latest European Chemicals Agency (ECHA) ‘Guidance on requirements for substances in articles’ posted at this URL: <https://echa.europa.eu/guidance-documents/guidance-on-reach>

Customers Also Bought



 <p>TE Part #1-2299959-1 TRAY PACKAGE.THERMOCOUPLE CONN KTYPE REC</p>	 <p>TE Part #1-2299960-1 TRAY PACKAGE.THERMOCOUPLE CONN KTYPE TAB</p>	 <p>TE Part #204370-2 PIN CONTACT,Sz22D,22-28 AWG</p>	 <p>TE Part #2176162-7 UPF25 0.1% 5PPM 250R</p>
 <p>TE Part #53032-1 BUDGET SPRING SPADE 16-14 1/4</p>	 <p>TE Part #38941-16 CONTACTS</p>	 <p>TE Part #2820333007 44A0111-22-3</p>	 <p>TE Part #6036953001 99M0111-22-4</p>
 <p>TE Part #1-1478966-0 SMA B/HD SKT RCPT GSS</p>	 <p>TE Part #E66212-000 WP-762254-5-9</p>		

Documents

Product Drawings

LGH 1/2 SNGL MLD END

English

CAD Files

3D PDF

3D

Customer View Model

ENG_CVM_CVM_1-830611-0_AH.2d_dxf.zip

English

Customer View Model

ENG_CVM_CVM_1-830611-0_AH.3d_igs.zip

English

Customer View Model

ENG_CVM_CVM_1-830611-0_AH.3d_stp.zip

English

By downloading the CAD file I accept and agree to the [Terms and Conditions](#) of use.

Datasheets & Catalog Pages



Products for Aerospace and Defense

English

Product Specifications

Product Specification

English