

# SACC-SQ-M12FSB-5CON-20/0,5 - Device connector front mounting



1441671

<https://www.phoenixcontact.com/pc/products/1441671>

Please be informed that the data shown in this PDF document is generated from our online catalog. Please find the complete data in the user documentation. Our general terms of use for downloads are valid.



Device connector front mounting, 5-position, Socket, straight, M12, coding: B, on free cable end, Front mounting, Square flange, Individual wires, cable length: 0.5 m, 0.34 mm<sup>2</sup>, TPE litz wire

## Your advantages

- Preassembled with litz wires for immediate use
- Customer-specific assemblies and litz wire lengths available
- Sealed on the litz wire side for optimum leak-tightness
- All standard pin assignments and codings for signal, data, and power transmission with a uniform design-in design
- For high transmission safety: shield connection to the housing with optional EMC nut
- SPEEDCON fast locking system reduces cabling times

## Commercial data

Item number	1441671
Packing unit	1 pc
Minimum order quantity	1 pc
Product key	ABQCFD
Catalog page	Page 42 (C-2-2019)
GTIN	4046356533010
Weight per piece (including packing)	22.2 g
Weight per piece (excluding packing)	22.2 g
Customs tariff number	85444290
Country of origin	DE

# SACC-SQ-M12FSB-5CON-20/0,5 - Device connector front mounting



1441671

<https://www.phoenixcontact.com/pc/products/1441671>

## Technical data

### Notes

#### General

The electrical and mechanical data specified assume that the connector pair is correctly locked and mounted. If the connector is unlocked and if there is a danger of contamination, the connector must be sealed using a protective cap > IP54. Influences arising from litz wires, cables or PCB assembly must also be taken into consideration.

#### Safety note

##### Safety note

**WARNING:** The connectors may not be plugged in or disconnected under load. Ignoring the warning or improper use may damage persons and/or property.

- **WARNING:** Commission properly functioning products only. The products must be regularly inspected for damage. Decommission defective products immediately. Replace damaged products. Repairs are not possible.

- **WARNING:** Only electrically qualified personnel may install and operate the product. They must observe the following safety notes. The qualified personnel must be familiar with the basics of electrical engineering. They must be able to recognize and prevent danger. The relevant symbol on the packaging indicates that only personnel familiar with electrical engineering are allowed to install and operate the product.

- The products are suitable for applications in plant, controller, and electrical device engineering.

- When operating the connectors in outdoor applications, they must be separately protected against environmental influences.

- Assembled products may not be manipulated or improperly opened.

- Only use mating connectors that are specified in the technical data of the standards listed (e.g. the ones listed in the product accessories online at [phoenixcontact.com/products](https://www.phoenixcontact.com/products)).

- When using the product in direct connection with third-party manufacturers, the user is responsible.

- For operating voltages > 50 V AC, conductive connector housings must be grounded

- Ensure that when laying the cable, the tensile load on the connectors does not exceed the upper limit specified in the standards.

- Observe the corresponding technical data. You will find information:

- o On the product
- o On the packing label
- o In the supplied documentation
- o Online at [phoenixcontact.com/products](https://www.phoenixcontact.com/products) under the product

- Only use tools recommended by Phoenix Contact

- Use a protective cap to protect connectors that are not in use. The suitable accessories are available online in the accessory section of the product at [phoenixcontact.com/products](https://www.phoenixcontact.com/products)

# SACC-SQ-M12FSB-5CON-20/0,5 - Device connector front mounting



1441671

<https://www.phoenixcontact.com/pc/products/1441671>

- Ensure that the protective or functional ground has been properly connected.
- VDE 0100/1.97 § 411.1.3.2 and DIN EN 60 204/11.98 § 14.1.3 are applicable when combining several circuits in a cable and/or connector
- The connector warms up in normal operation. Depending on the ambient conditions, the surface of the connector can continue to warm up. In this case, the user is responsible for posting warnings (e.g. DIN EN ISO 13732-1:2008-12).

## Mounting

Mounting type	Front mounting Square flange 20 mm side length
Assembly instructions	20 mm side length
Connection method	Individual wires

## Product properties

Product type	Circular connectors (device side)
Number of positions	5
Application	Signal
Shielded	no
Coding	B
Thread type	M12

## Insulation characteristics

Overvoltage category	II
Degree of pollution	3

## Material specifications

Flammability rating according to UL 94	V0
Seal material	FKM
Material of grip body	Zinc die-cast, nickel-plated
Contact material	CuZn
Contact surface material	Ni/Au
Contact carrier material	PA 6.6
Material for screw connection	Zinc die-cast, nickel-plated
Conductor material	Tin-plated Cu litz wires

## Electrical properties

Rated surge voltage	1.5 kV
Contact resistance	$\leq 3 \text{ m}\Omega$
Insulation resistance	$\geq 100 \text{ M}\Omega$
Nominal voltage $U_N$	60 V
Nominal current $I_N$	4 A
Max. conductor resistance	57.6 m $\Omega$ /m

# SACC-SQ-M12FSB-5CON-20/0,5 - Device connector front mounting



1441671

<https://www.phoenixcontact.com/pc/products/1441671>

## Connection data

### Conductor connection

Connection method	Individual wires
Contact connection type	Socket
Conductor cross section	0.34 mm <sup>2</sup>
Tightening torque	3 Nm
	4 Nm

## Mechanical properties

### Mechanical data

Insertion/withdrawal cycles	> 100
-----------------------------	-------

## Connector

### Connection 1

Head design	Socket
Head cable outlet	straight
Head thread type	M12
Coding	B

### Connection 2

Head design	free cable end
-------------	----------------

## Cable/line

Cable length	0.5 m
Cable type	TPE litz wire
Wire diameter incl. insulation	1.2 mm ±0.07 mm
Single wire, color	brown, white, blue, black, gray
Conductor material	Tin-plated Cu litz wires
Conductor structure signal line	7x 0.25 mm
AWG signal line	22
Material wire insulation	TPE
Thickness, insulation	0.21 mm (Core insulation)
Nominal voltage, cable	300 V
Test voltage, cable	2000 V AC
Cable resistance	≤ 57.6 mΩ/m
Cable insulation resistance	≥ 20 MΩ*km
Ambient temperature (operation)	-40 °C ... 85 °C (cable, fixed installation)
	-25 °C ... 85 °C (Cable, flexible installation)

## Environmental and real-life conditions

### Ambient conditions

# SACC-SQ-M12FSB-5CON-20/0,5 - Device connector front mounting



1441671

<https://www.phoenixcontact.com/pc/products/1441671>

Degree of protection	IP67
	IP67
Ambient temperature (operation)	-25 °C ... 85 °C (Plug / socket)
	-40 °C ... 85 °C (without mechanical actuation)
	-25 °C ... 85 °C (Cable, flexible installation)
	-40 °C ... 85 °C (cable, fixed installation)

## Standards and regulations

Standard designation	M12 connector
Standards/specifications	IEC 61076-2-101

# SACC-SQ-M12FSB-5CON-20/0,5 - Device connector front mounting

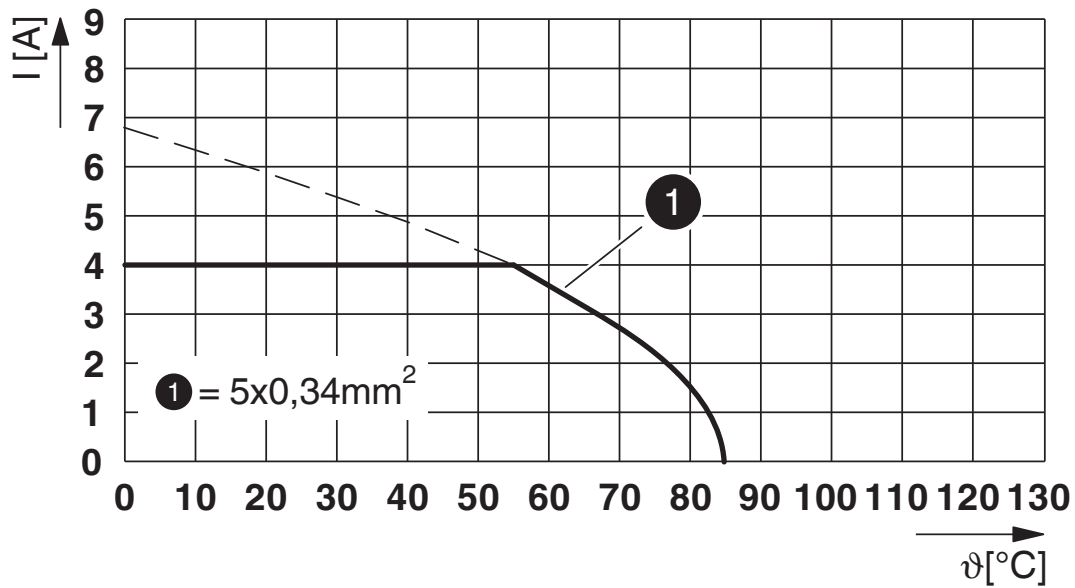


1441671

<https://www.phoenixcontact.com/pc/products/1441671>

## Drawings

Diagram



I = current strength, T = ambient temperature

Circuit diagram



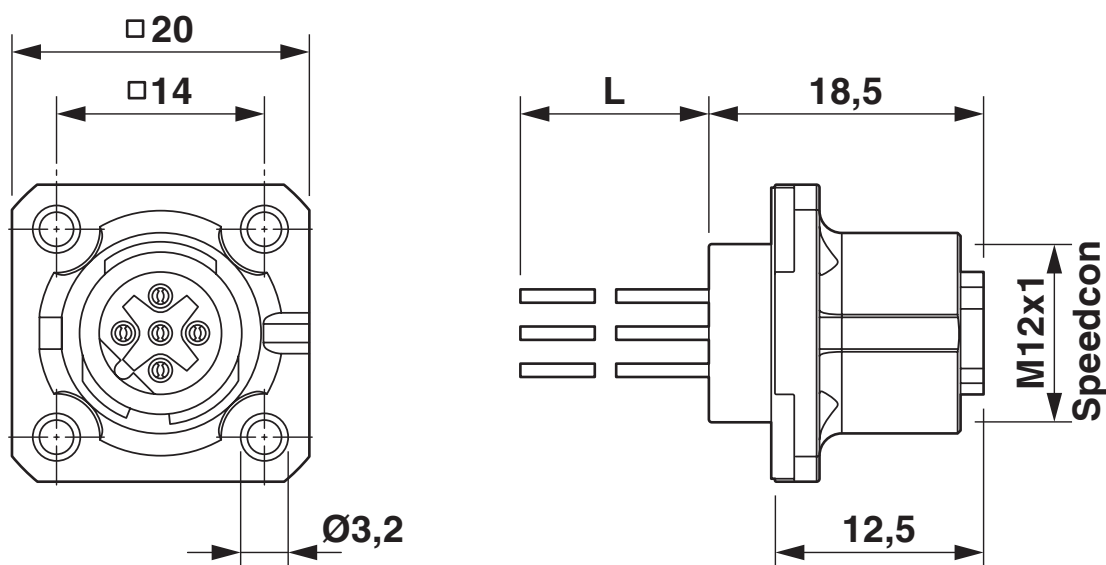
# SACC-SQ-M12FSB-5CON-20/0,5 - Device connector front mounting



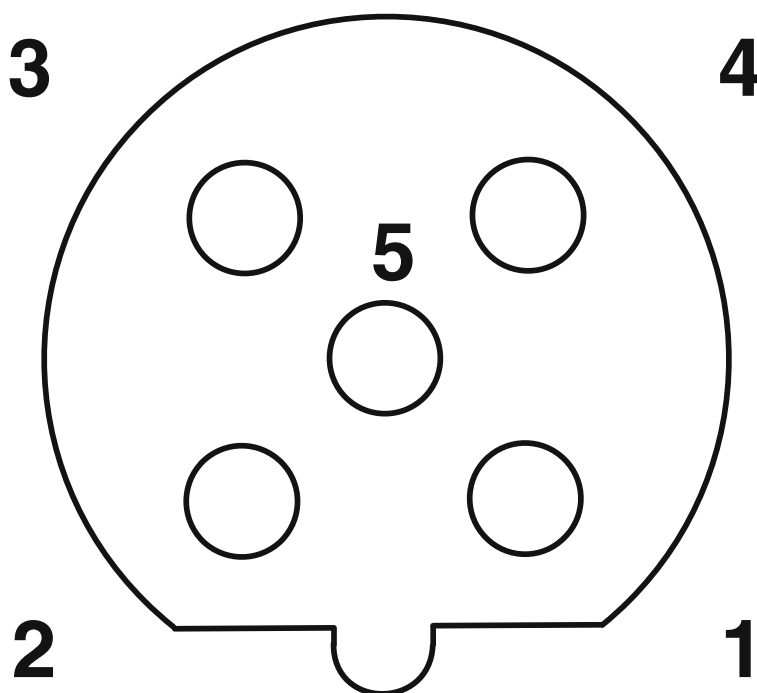
1441671

<https://www.phoenixcontact.com/pc/products/1441671>

Dimensional drawing



Schematic diagram



Pin assignment M12 socket, 5-pos., B-coded, female side

# SACC-SQ-M12FSB-5CON-20/0,5 - Device connector front mounting





1441671


<https://www.phoenixcontact.com/pc/products/1441671>


## Approvals

To download certificates, visit the product detail page: <https://www.phoenixcontact.com/pc/products/1441671>

	<b>cUL Recognized</b> Approval ID: E118976-20100522			
	Nominal voltage $U_N$	Nominal current $I_N$	Cross section AWG	Cross section $\text{mm}^2$
	60 V	4 A	- 22	-

	<b>UL Recognized</b> Approval ID: E118976-20100522			
	Nominal voltage $U_N$	Nominal current $I_N$	Cross section AWG	Cross section $\text{mm}^2$
	60 V	4 A	- 22	-

	<b>EAC</b> Approval ID: B.01687			

	<b>cULus Recognized</b> Approval ID: E221474-20140616			
	Nominal voltage $U_N$	Nominal current $I_N$	Cross section AWG	Cross section $\text{mm}^2$
	60 V	4 A	22 - 20	-

<b>cULus Recognized</b>				
-------------------------	--	--	--	--



# SACC-SQ-M12FSB-5CON-20/0,5 - Device connector front mounting



1441671

<https://www.phoenixcontact.com/pc/products/1441671>

## Classifications

### ECLASS

ECLASS-11.0	27440102
ECLASS-12.0	27440116
ECLASS-13.0	27440116

### ETIM

ETIM 8.0	EC002635
----------	----------

### UNSPSC

UNSPSC 21.0	39121400
-------------	----------

1441671  
<https://www.phoenixcontact.com/pc/products/1441671>

Environmental product compliance

China RoHS	Environmentally friendly use period: unlimited = EFUP-e
	No hazardous substances above threshold values

# SACC-SQ-M12FSB-5CON-20/0,5 - Device connector front mounting



1441671

<https://www.phoenixcontact.com/pc/products/1441671>

## Accessories

### PROT-M12 - Screw plug

1680539

<https://www.phoenixcontact.com/pc/products/1680539>



An M12 screw plug for the unoccupied M12 sockets of the sensor/actuator cable, boxes and flush-type connectors

---

### PROT-M12 SH - Screw plug

1503302

<https://www.phoenixcontact.com/pc/products/1503302>



An M12 screw plug for the unoccupied M12 sockets of the shielded sensor/actuator cable, boxes and flush-type connectors

# SACC-SQ-M12FSB-5CON-20/0,5 - Device connector front mounting



1441671

<https://www.phoenixcontact.com/pc/products/1441671>

## PROT-M12 FB - Screw plug

1555538

<https://www.phoenixcontact.com/pc/products/1555538>



M12 high-grade steel screw plug, for unoccupied M12 sockets of the sensor/actuator cables, boxes and flush-type connectors for the food industry

---

Phoenix Contact 2023 © - all rights reserved  
<https://www.phoenixcontact.com>

PHOENIX CONTACT GmbH & Co. KG  
Flachsmarktstraße 8  
D-32825 Blomberg  
+49 (0) 5235-3 00  
[info@phoenixcontact.com](mailto:info@phoenixcontact.com)