

BNC Male Connector Crimp/Non-Solder Contact Attachment for LMR-400, LMR-400-DB, LMR-400-FR, and 400-Series Cable



## EZ-400-BM-X-LC



### Times Microwave Systems Connector Specification

#### Configuration

- BNC Male Connector
- 50 Ohms
- Straight Body Geometry
- LMR-400, LMR-400-DB, LMR-400-FR, 400-Series Interface Type
- Crimp/Non-Solder Contact Attachment

#### Features

- Designed to industry standard interface dimensions
- Quality body materials and plating
- Crimp/Non-Solder Contact attachment
- Operates to 4 GHz

#### Applications

- RF Boxes and components
- RF Test systems
- General Purpose RF Interconnect
- Laboratory applications

#### Description

L-com's BNC Male connector for LMR-400, LMR-400-DB, LMR-400-FR and 400-Series coax uses a Crimp/Non-Solder Contact attachment method. This BNC connector is one of the many RF coaxial connectors in L-com's product line up and like all our products, they will ship the same day. Our BNC Male connector operates up to a maximum frequency of 4 GHz.

The specifications and a basic dimensional drawing for EZ-400-BM-X-LC Male BNC connector can be found in this datasheet PDF. L-com's portfolio of RF and microwave connectors allows users to choose from a large number of options when building assemblies to fit their RF interconnect needs. RF cables can be created to fulfill many interconnect applications ranging from In the Box hookup, test equipment connectivity or as part of a system installation. In addition to an offering of RF connectors and coaxial cable L-com offers both standard and custom cable assemblies to fit a customer's specific needs.

#### Electrical Specifications

Description	Minimum	Typical	Maximum	Units
Frequency Range	DC		4	GHz
VSWR			1.35:1	
Insertion Loss			0.1	dB
Dielectric Withstanding Voltage (AC)			1,500	Vrms
Inner Conductor DC Resistance			1.5	mOhms
Outer Conductor DC Resistance			0.4	mOhms
Insulation Resistance	5,000			MOhms

#### Mechanical Specifications

##### Size

Length 1.94in [49.28mm]

Click the following link (or enter part number in "SEARCH" on website) to obtain additional part information including price, inventory and certifications: [BNC Male Connector Crimp/Non-Solder Contact Attachment for LMR-400, LMR-400-DB, LMR-400-FR, and 400-Series Cable EZ-400-BM-X-LC](#)

BNC Male Connector Crimp/Non-Solder Contact Attachment for LMR-400, LMR-400-DB, LMR-400-FR, and 400-Series Cable



**EZ-400-BM-X-LC**



Width/Dia.	0.62in	[15.75mm]
Weight	0.082lbs	[37.19g]

**Material Specifications**

Description	Material	Plating
Contact	Copper	Gold
Insulation	PTFE	
Body	Brass	Tri-Metal
Coupling Nut	Brass	Tri-Metal
O-Ring	Silicone Rubber	

**Environmental Specifications**

<b>Temperature</b>	
Operating Range	-55°C to +155°C
Shock	MIL-STD 202 Meth.213, Cond I
Vibration	MIL-STD 202 Meth.204, Cond B
Thermal Shock	MIL-STD 202 Meth.107, Cond B

**Compliance Certifications** (see [product page](#) for current document)

**Plotted and Other Data**

BNC Male Connector Crimp/Non-Solder Contact Attachment for LMR-400, LMR-400-DB, LMR-400-FR, and 400-Series Cable from L-com has same day shipment for domestic and International orders. Our portfolio includes coaxial cable assemblies, connectors, adapters and custom products as well as lightning and surge protectors, NEMA rated enclosures, and an RF product line which includes antennas, amplifiers, passive, and active components. Click the following link (or enter part number in "SEARCH" on website) to obtain additional part information including price, inventory and certifications: BNC Male Connector Crimp/Non-Solder Contact Attachment for LMR-400, LMR-400-DB, LMR-400-FR, and 400-Series Cable EZ-400-BM-X-LC

URL: <https://www.l-com.com/bnc-male-connector-crimp-non-solder-contact-attachment-lmr-400-lmr-400-db-lmr-400-fr-400-series-cable-ez-400-bm-x-lc-p.aspx>

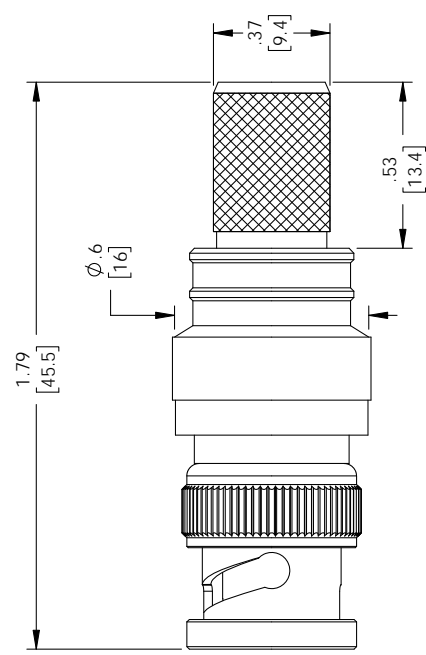
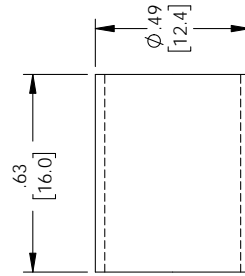
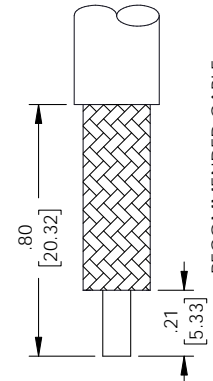
The information contained within this document is accurate to the best of our knowledge and representative of the part described herein. It may be necessary to make modifications to the part and/or the documentation of the part in order to implement improvements. L-com reserves the right to make such changes as required. Unless otherwise stated, all specifications are nominal. L-com does not make any representation or warranty regarding the suitability of the part described herein for any particular purpose, and L-com does not assume liability arising out of the use of any part or document. The information contained within this document is accurate to the best of our knowledge and representative of the part described herein. It may be necessary to make modifications to the part and/or the documentation of the part in order to implement improvements. L-com reserves the right to make such changes as required. Unless otherwise stated, all specifications are nominal. L-com does not make any representation or warranty regarding the suitability of the part described herein for any particular purpose, and L-com does not assume liability arising out of the use of any part or document.

# BNC Male Connector Crimp/Non-Solder Contact Attachment for LMR-400, LMR-400-DB, LMR-400-FR, and 400-Series Cable

## L-com CAD Drawing

REVISIONS		
REV.	DESCRIPTION	DATE
A	INITIAL RELEASE	02/26/2020
		APPROVED SELLIS

RECOMMENDED CABLE STRIPPING DIMENSIONS

UNLESS OTHERWISE SPECIFIED LEADING DIMENSIONS ARE INCHES DIMENSIONS IN [ ] ARE MILLIMETERS

TOLERANCES:

.X ± .2	[5.08]	FRACTIONS ± 1/32
.XX ± .02	[.51]	ANGLES ± 1°
.XXX ± .005	[.13]	

CABLE LENGTH (L) TOLERANCES:

L ≤ 12 [305]	± .1 [25] / -0
12 [305] < L ≤ 60 [1524]	± .2 [51] / -0
60 [1524] < L ≤ 120 [3048]	± .4 [102] / -0
120 [3048] < L ≤ 300 [7620]	± .6 [152] / -0
300 [7620] < L	± .8% L / -0


ALL DIMENSIONS SHOWN ARE FOR REFERENCE ONLY.

THIRD-ANGLE PROJECTION

THE INFORMATION AND DESIGN CONTAINED HEREIN IS THE PROPERTY OF L-COM GLOBAL CONNECTIVITY. ALL RIGHTS RESERVED.

SHEET 1 OF 1

SCALE N/A



**an INFINITE brand**  
 50 High Street, West Mill, 3rd Floor, Suite #30  
 North Andover, MA 01845 USA  
 Phone: 1.800.341.5266 | 1.978.682.6936  
 Fax: 1.978.689.9484  
 Website: www.L-com.com  
 E-mail: CustomerService@L-com.com

SIZE	CAGE CODE	DRAWN BY	PART NUMBER	REV
A	43321	BPUC-HASKI	EZ-400-BM-X-LC	A

THESE COMMODITIES, TECHNOLOGY OR SOFTWARE WERE EXPORTED FROM THE UNITED STATES IN ACCORDANCE WITH THE EXPORT ADMINISTRATION REGULATIONS. DIVERSION CONTRARY TO U.S. LAW PROHIBITED.

T-Rev: 0