



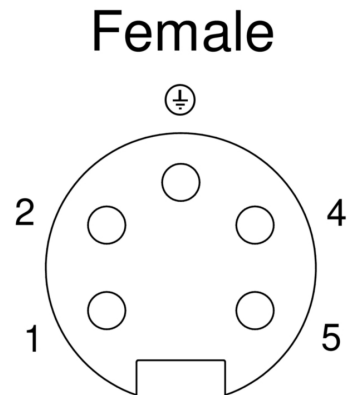
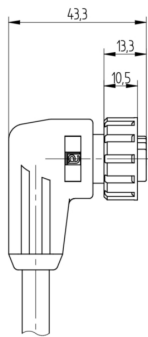
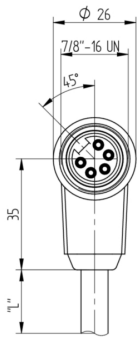
**Product:** [RKW 50-04](#)

7/8" Power Single-Ended Cordset: Female, angled, 5-pin(4+PE), orange body, 230 V AC/DC, 9 A; PVC orange cable, 0.50 mm<sup>2</sup>

## Product Description

7/8" Power Single-Ended Cordset: Female, angled, 5-pin(4+PE), orange body, 230 V AC/DC, 9 A; PVC orange cable, 0.50 mm<sup>2</sup>

## Technical Drawing



## Technical Specifications

### Face View

| Pin 1 | Pin 2 | Pin 3        | Pin 4 | Pin 5 |
|-------|-------|--------------|-------|-------|
| black | blue  | green-yellow | brown | white |

### Technical Data

|                                   |                       |
|-----------------------------------|-----------------------|
| Product Family:                   | Power Connector       |
| Product Sub Family:               | 7/8"                  |
| Brand:                            | Lumberg Automation    |
| Connector Type:                   | Cordset, single ended |
| Type of Contact / Gender:         | female                |
| Connector Design:                 | angled                |
| Number of Pins:                   | 5                     |
| Shielding:                        | Unshielded            |
| Attachment Type:                  | Coupling nut          |
| Rated Voltage:                    | 250 V AC/DC           |
| Operating Voltage:                | 230 V AC/DC           |
| Rated Current*:                   | 9 A                   |
| Contact Resistance:               | ≤ 10 mOhm             |
| Insulation Resistance:            | > 10 <sup>9</sup> Ohm |
| Ambient Temperature (Operation)*: | -40 °C to +90 °C      |
| Protection Degree / IP Rating**:  | IP68                  |

|                   |                                       |
|-------------------|---------------------------------------|
| Pollution Degree: | 3 acc. to DIN EN 60664-1 (VDE 0110-1) |
|-------------------|---------------------------------------|

Materials

|                          |           |
|--------------------------|-----------|
| Contact Base Material:   | CuZn      |
| Contact Plating:         | Cu/Au     |
| Contact Bearer Material: | TPU       |
| Contact Bearer Color:    | orange    |
| Molded Body Material:    | TPU       |
| Molded Body Color:       | orange    |
| Attachment Material:     | PA, black |

Cable Data

|   |  |
|---|--|
| Cable Number:                             | 04   |
| Conductor Size:                           | 0.5 mm²  |
| Number of Wires:                          | 5  |
| Minimal Bending Radius (Fixed Inst):      | > 5 x D  |
| Minimal Bending Radius (Flexible Inst):   | > 10 x D   |
| Conductor material:                       | Cu   |
| Cable Jacket Material:                    | PVC  |
| Cable Jacket Color:                       | orange   |
| Cable Diameter D:                         | ø 6.80 ±0.20 mm  |
| Wire Insulation Material:                 | PVC  |
| Insulated Wire Diameter:                  | ø 1.80 mm  |
| Ambient Temperature (Fixed Installation): | - 40 °C to +90 °C  |
| Ambient Temperature (Flex Installation):  | + 5 °C to +90 °C   |
| UL Cable Type:                            | AWM: 2654  |
| Flammability Class (Cable Jacket):        | DIN EN 60332-1-2, VDE 0482-332-1-2, IEC 60332-1-2, UL VW-1; flame-retardant and self-extinguishing |

Safety & Environmental Compliance

|                 |     |
|-----------------|-----|
| RoHS Compliant: | yes |
|-----------------|-----|

Notes

|                                     |  |
|-------------------------------------|--|
| Note Derating:                      | * Notice derating  |
| Protection Degree / IP Rating Note: | ** only if mounted and locked in combination with Hirschmann / Lumberg Automation connector. |
| Note:                               | Do not connect / disconnect under load.  |

Variants

| Item # | Item Description | Cable Length |
|--------|------------------|--------------|
| 13769  | RKW 50-04/2 M    | 2 m          |
| 13765  | RKW 50-04/5 M    | 5 m          |
| 13768  | RKW 50-04/10 M   | 10 m         |
| 4050   | RKW 50-04/20 M   | 20 m         |
| 13766  | RKW 50-04/25 M   | 25 m         |

© 2023 Belden, Inc

All Rights Reserved.

Although Belden makes every reasonable effort to ensure their accuracy at the time of this publication, information and specifications described here in are subject to error or omission and to change without notice, and the listing of such information and specifications does not ensure product availability.

Belden provides the information and specifications herein on an "ASIS" basis, with no representations or warranties, whether express, statutory or implied. In no event will Belden be liable for any damages (including consequential, indirect, incidental, special, punitive, or exemplary damages) whatsoever, even if Belden has been advised of the possibility of such damages, whether in an action under contract, negligence or any other theory, arising out of or in connection with the use, or inability to use, the information or specifications described herein.

All sales of Belden products are subject to Belden's standard terms and conditions of sale.

Belden believes this product to be in compliance with all applicable environmental programs as listed in the data sheet. The information provided is correct to the best of Belden's knowledge, information and belief at the date of its publication. This information is designed only as a general guide for the safe handling, storage, and any other operation of the product itself or the one that it becomes a part of. The Product Disclosure is not to be considered a warranty or quality specification. Regulatory information is for guidance purposes only. Product users are responsible for determining the applicability of legislation and regulations based on their individual usage of the product.