




Cable Assemblies > Copper Cable Assemblies > M8/M12 Cable Assemblies > M12 A-Code Pigtail, Female, Straight, Single End Cable



M8/M12 Application Type: **Sensor/Actuator**

Number of Positions: **5**

Connector & Keying Code: **A**

Connector Type (End A): **M12 Socket**

Cable Assembly Type: **M12 Pigtail**

[All M12 A-Code Pigtail, Female, Straight, Single End Cable \(140\)](#)

Features

Product Type Features

Connector Type (End A)	M12 Socket
Cable Assembly Type	M12 Pigtail

Configuration Features

Number of Positions	5
---------------------	---

Electrical Characteristics

Operating Voltage	60 VAC
-------------------	--------

Body Features

Cable Color	Black
Connector Color (End A)	Black
Jacket Material	PVC
Conductor Material	Copper Alloy
Connector & Keying Code	A

Contact Features

--	--



Contact Current Rating (Max)	4 A
------------------------------	-----

Mechanical Attachment

Thread Size	M12
Connector Orientation (End A)	Straight

Housing Features

Housing Material	GF Nylon
------------------	----------

Dimensions

Wire Size	22 AWG
-----------	--------

Operation/Application

M8/M12 Application Type	Sensor/Actuator
Shielded	Yes

Packaging Features

Packaging Method	Bag
------------------	-----

Other

Field Serviceable	Yes
Cable Assembly Length	1.5 m
Cable Assembly Configuration	Single Ended

Product Compliance

For compliance documentation, visit the product page on TE.com>

EU RoHS Directive 2011/65/EU	Compliant with Exemptions
EU ELV Directive 2000/53/EC	Compliant with Exemptions
China RoHS 2 Directive MIIT Order No 32, 2016	Restricted Materials Above Threshold
EU REACH Regulation (EC) No. 1907/2006	Current ECHA Candidate List: JUNE 2023 (235) Candidate List Declared Against: JAN 2023 (233) SVHC > Threshold: Pb (1.9% in Component Part) Article Safe Usage Statements: Do not eat, drink or smoke when using this product. Wash thoroughly after handling. Recycle if possible and dispose of the article by following all applicable governmental regulations relevant to your geographic location.
Halogen Content	Not Low Halogen - contains Br or Cl > 900 ppm.
Solder Process Capability	Not applicable for solder process capability



Product Compliance Disclaimer


This information is provided based on reasonable inquiry of our suppliers and represents our current actual knowledge based on the information they provided. This information is subject to change. The part numbers that TE has identified as EU RoHS compliant have a maximum concentration of 0.1% by weight in homogenous materials for lead, hexavalent chromium, mercury, PBB, PBDE, DBP, BBP, DEHP, DIBP, and 0.01% for cadmium, or qualify for an exemption to these limits as defined in the Annexes of Directive 2011/65/EU (RoHS2). Finished electrical and electronic equipment products will be CE marked as required by Directive 2011/65/EU. Components may not be CE marked. Additionally, the part numbers that TE has identified as EU ELV compliant have a maximum concentration of 0.1% by weight in homogenous materials for lead, hexavalent chromium, and mercury, and 0.01% for cadmium, or qualify for an exemption to these limits as defined in the Annexes of Directive 2000/53/EC (ELV). Regarding the REACH Regulation, the information TE provides on SVHC in articles for this part number is based on the latest European Chemicals Agency (ECHA) 'Guidance on requirements for substances in articles' posted at this URL: <https://echa.europa.eu/guidance-documents/guidance-on-reach>

Compatible Parts




TE Part # T4161110005-003
RPC-M12-MS-5CON-PVC-1.5SH


Customers Also Bought




TE Part #206070-8
CABLE CLAMP KIT #17




TE Part #DT04-2P
REC, 2P, GRY, N




TE Part #DT06-2S
PLG, 2P, GRY, N



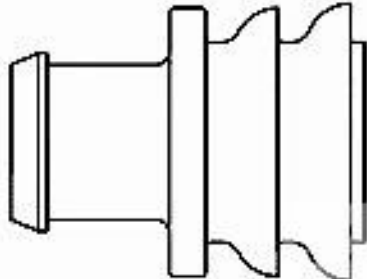
TE Part #W2S
Wedgelocks: DEUTSCH DT



TE Part #0462-201-16141
DEUTSCH Solid Contacts



TE Part #282080-1
AMP SUPERSEAL 1.5MM, CONNECTOR HOUSING



TE Part #281934-2
SINGLE WIRE SEAL

Documents

Product Drawings
RPC-M12-FS-5CON-PVC-1.5SH

English

CAD Files



3D PDF

3D

Customer View Model

ENG_CVM_CVM_T4161310005-003_A.2d_dxf.zip

English

Customer View Model

ENG_CVM_CVM_T4161310005-003_A.3d_igs.zip

English

Customer View Model

ENG_CVM_CVM_T4161310005-003_A.3d_stp.zip

English

By downloading the CAD file I accept and agree to the [Terms and Conditions](#) of use.

Datasheets & Catalog Pages

M8 / M12 Connector System Catalog

English

M8 / M12 Connector System Catalog

Japanese

Product Specifications

English

Agency Approvals

UL

English