

CHARX T1HBI12-DC250-2,0M1 - Vehicle charging inlet



1211606

<https://www.phoenixcontact.com/us/products/1211606>

Please be informed that the data shown in this PDF document is generated from our online catalog. Please find the complete data in the user documentation. Our general terms of use for downloads are valid.



CHARX connect universal, Vehicle charging inlet, for charging with direct current (DC), CCS type 1, IEC 62196-2, IEC 62196-3, 250 A / 1000 V (DC), Single wires, length: 2 m, locking actuator: 12 V, 4-pos., Front and rear mounting, M6, housing: black, A protective cap is supplied as standard for the DC contacts.

Product description

Vehicle charging inlet for charging with direct current (DC), compatible with type 1 CCS vehicle charging connectors (SE), for installation in electric vehicles (EV).

Your advantages

- Complete product range
- Uniform, space-saving dimensions for the installation space and the screw connection points of all Phoenix Contact vehicle charging inlets
- Developed and produced in accordance with the IATF 16949 automotive standard and ISO 9001
- Integrated interlock during charging
- Manual emergency release of the locking actuator
- Protected and sealed against dirt and water with a high degree of protection

Commercial data

Item number	1211606
Packing unit	1 pc
Minimum order quantity	1 pc
Sales key	EM01
Product key	XWCAIB
GTIN	4063151285043
Weight per piece (including packing)	6,579 g
Weight per piece (excluding packing)	6.26 g
Customs tariff number	85444290
Country of origin	PL

CHARX T1HBI12-DC250-2,0M1 - Vehicle charging inlet



1211606

<https://www.phoenixcontact.com/us/products/1211606>

Technical data

Notes

General	A protective cap is supplied as standard for the DC contacts.
---------	---

Product properties

Product type	Vehicle charging inlet
Product family	CHARX connect universal
Application	for charging with direct current (DC) for installation in electric vehicles (EV)
Technology	Combined Charging System
Charging standard	CCS type 1
Charging mode	Mode 4

Electrical properties

Type of signal transmission	Pulse width modulation with modulated Powerline communication in accordance with ISO/IEC 15118 / DIN SPEC 70121
Note on the connection method	Crimp connection, cannot be disconnected
Insulation resistance	> 200 MΩ
Coding	2.7 kΩ (between PE and CS)
Temperature measurement	DC contacts: 2x PT1000 (DIN EN 60751)
Type of charging current	DC
Charging power	250 kW
Charging current	250 A

Power contact

Number	5 (L1, N, PE, DC+, DC-)
Rated voltage	1000 V DC
Rated current	250 A DC

Signal contact

Number	2 (CP, CS)
Rated voltage	30 V AC
Rated current	2 A

Temperature sensors (Pt 1000)

Sensor type	Pt 1000
Standards/regulations	DIN EN 60751
Attachment point	2 sensors for the DC contacts

Locking actuator

Operating voltage	12 V
Note number of positions	4-pos.
Position of the locking actuator	top center

CHARX T1HBI12-DC250-2,0M1 - Vehicle charging inlet



1211606

<https://www.phoenixcontact.com/us/products/1211606>

Locking actuator

Operating voltage	12 V
Note number of positions	4-pos.
Position of the locking actuator	top center
Possible power supply range at the motor	9 V ... 16 V
Maximum voltage for locking detection	12 V
Typical motor current for locking	0.25 A
Reverse current of the motor	max. 1.5 A
Max. dwell time with reverse current	1 s
Recommended adaptation time	600 ms
Pause time after entry or exit path	3 s
Service life insertion cycles	> 10000 load cycles
Lock recognition	available
Mechanical emergency release	available
Ambient temperature (operation)	-40 °C ... 80 °C

Material specifications

Color (Housing)	black (9005)
Color (Mating face)	black (9005)
Material (Housing)	Plastic
Material (Contact surface)	Silver

Cable/line

Cable length	2 m
Cable type	Single wires

Single-core wires for DC

Cable length	2 m
Cable structure	2 x 95 mm ²
Single wire, material	Silicone
Single wire, color	OG
External cable diameter	20.6 mm ±0.3 mm
Cable resistance	≤ 0.196 Ω/km

Single-core wire for PE

Cable length	2 m
Cable structure	1 x 25 mm ²
Single wire, material	Silicone
Single wire, color	GN/YE
External cable diameter	8.6 mm ±0.1 mm
Cable resistance	≤ 0.743 Ω/km

Single-core wires for locking actuator

Cable length	1.5 m
Cable structure	4 x 0.5 mm ²

CHARX T1HBI12-DC250-2,0M1 - Vehicle charging inlet



1211606

<https://www.phoenixcontact.com/us/products/1211606>

Single wire, material	PVC
Single wire, color	BU/RD, BU/GN, BU/YE, BU/BN
External cable diameter	1.6 mm \pm 0.20 mm
Cable resistance	$\leq 37.1 \Omega/\text{m}$

Single-core wires for Pt 1000 temperature sensors

Cable length	1 m
Cable structure	3 x 0.5 mm ²
Single wire, material	PVC
Single wire, color	BN GN YE
External cable diameter	1.6 mm \pm 0.20 mm
Cable resistance	$\leq 37.1 \Omega/\text{m}$

Single-core wires for communication

Cable length	1 m
Cable structure	2 x 0.5 mm ²
Single wire, material	PVC
Single wire, color	BK WH
External cable diameter	1.6 mm \pm 0.20 mm
Cable resistance	$\leq 37.1 \Omega/\text{m}$

Mechanical properties

Mechanical data

Insertion/withdrawal cycles	> 10000
Insertion force	< 100 N
Withdrawal force	< 100 N

Environmental and real-life conditions

Ambient conditions

Degree of protection (Vehicle charging inlet)	IP55 (plugged in; when plugged in and ready to operate, the degree of protection is only ensued if both plug-in components are original products from Phoenix Contact or suitable standard-compliant products) IP67 (Inner area of vehicle charging inlet)
Ambient temperature (operation)	-40 °C ... 60 °C
Ambient temperature (storage/transport)	-40 °C ... 85 °C
Altitude	4000 m (above sea level)

Standards and regulations

Standards

Standards/regulations	IEC 62196-2 IEC 62196-3
-----------------------	----------------------------

CHARX T1HBI12-DC250-2,0M1 - Vehicle charging inlet



1211606

<https://www.phoenixcontact.com/us/products/1211606>

	SAE J1772
--	-----------

Mounting

Mounting type	Front and rear mounting (0 to 90 degree frontal inclination possible)
Mounting hole diameter	6.70 mm (ø)
Fixing screws	M6
Screws included in the scope of delivery	none

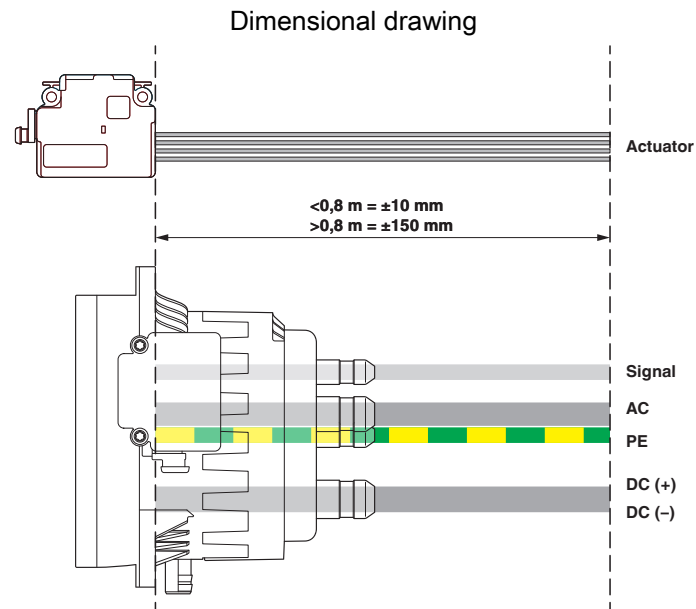
CHARX T1HBI12-DC250-2,0M1 - Vehicle charging inlet



1211606

<https://www.phoenixcontact.com/us/products/1211606>

Drawings

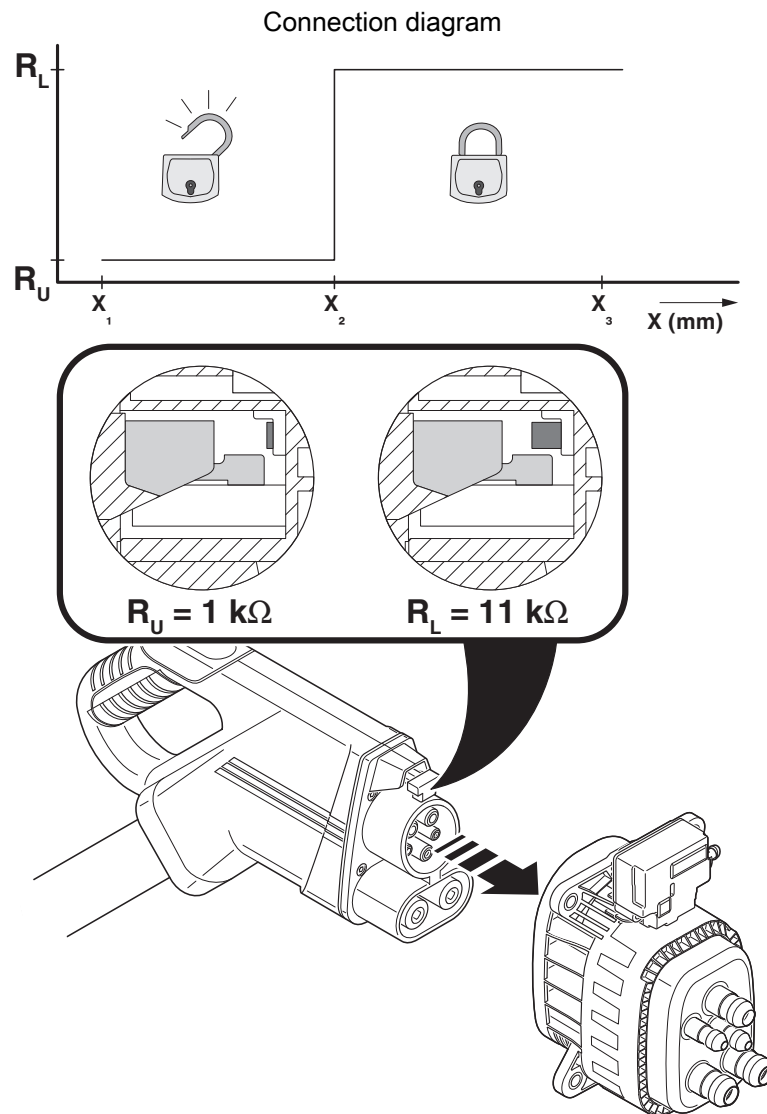


Reference points for measuring the line length

CHARX T1HBI12-DC250-2,0M1 - Vehicle charging inlet

1211606

<https://www.phoenixcontact.com/us/products/1211606>



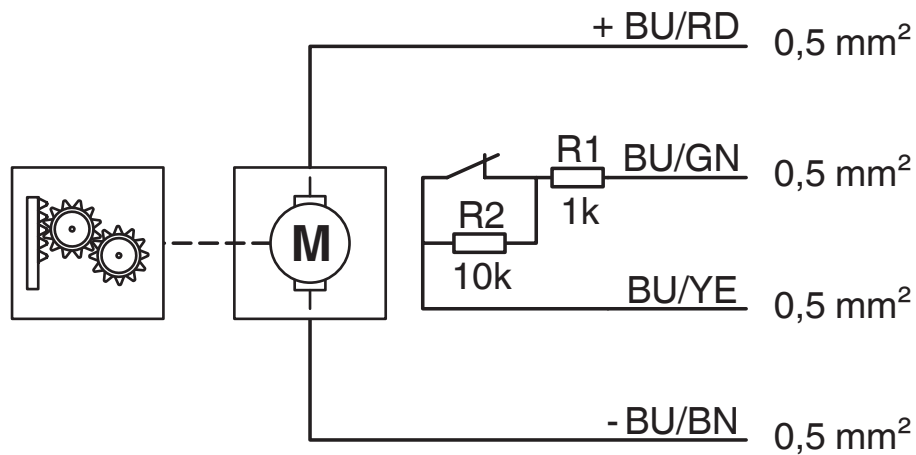
Detection for Vehicle Connector

CHARX T1HBI12-DC250-2,0M1 - Vehicle charging inlet

1211606


<https://www.phoenixcontact.com/us/products/1211606>

Schematic diagram



Block diagram of the locking actuator

Schematic diagram



The Combined Charging System (CCS) principle - standard-compliant charging system for electric vehicles, which supports both conventional AC charging and fast DC charging. Both Vehicle Connectors fit into the CCS Vehicle Inlet.

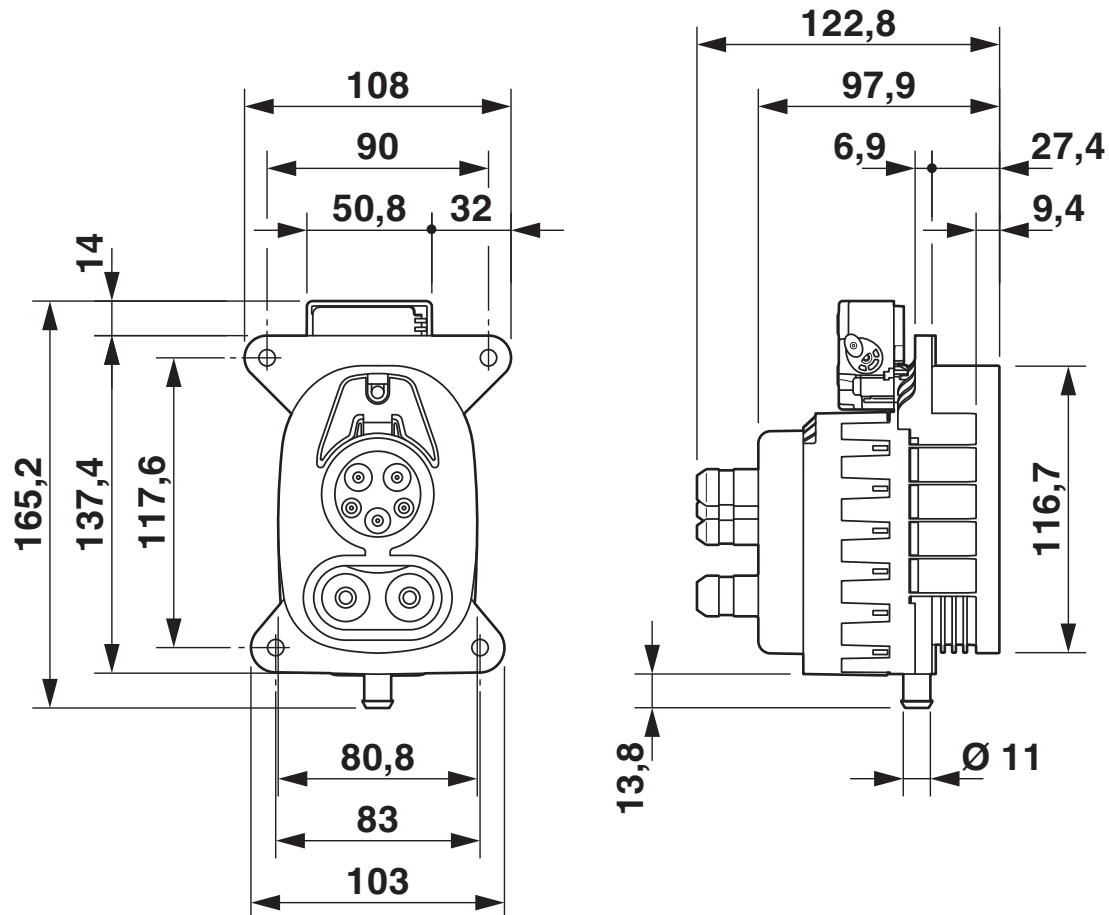
CHARX T1HBI12-DC250-2,0M1 - Vehicle charging inlet



1211606

<https://www.phoenixcontact.com/us/products/1211606>

Dimensional drawing



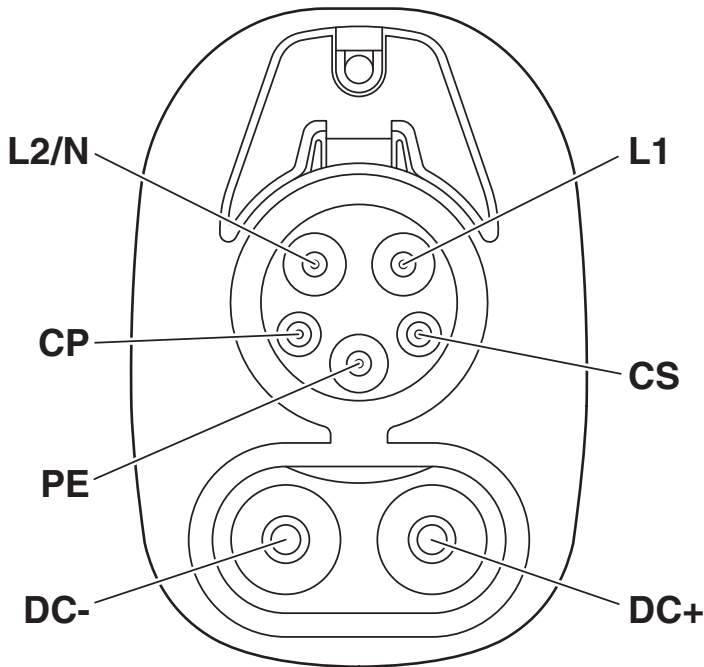
Dimensional drawing

CHARX T1HBI12-DC250-2,0M1 - Vehicle charging inlet



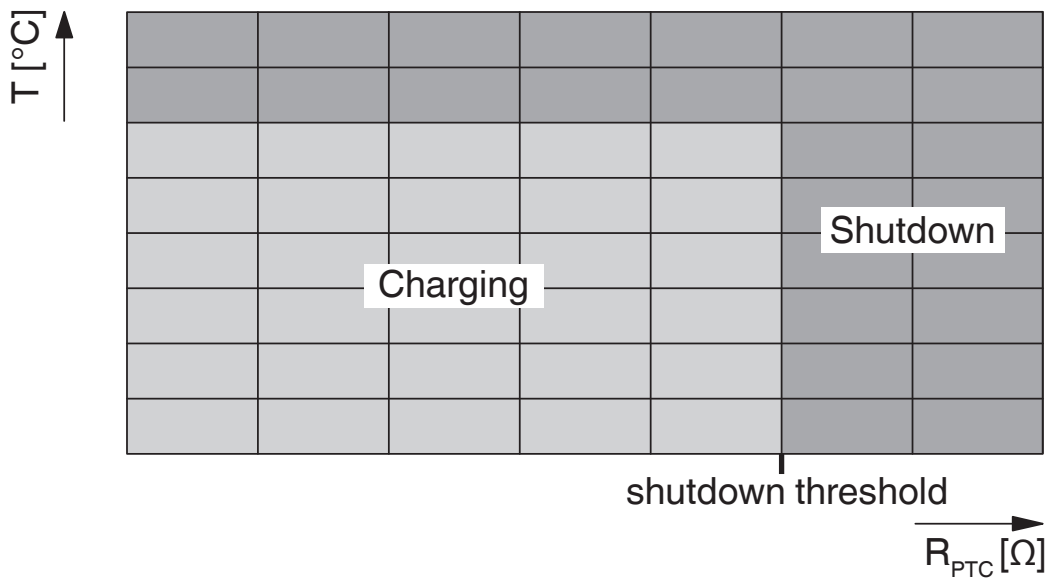
1211606
<https://www.phoenixcontact.com/us/products/1211606>

Connection diagram



Pin assignment of vehicle charging inlets

Schematic diagram



Temperature sensor technology resistance range at AC contacts

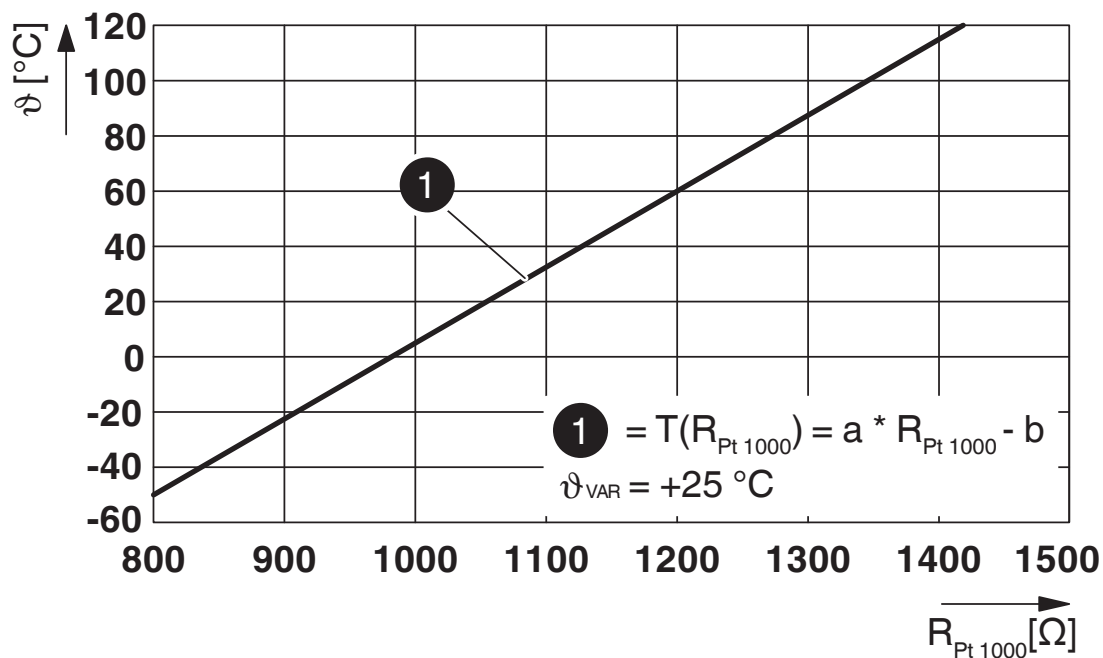
CHARX T1HBI12-DC250-2,0M1 - Vehicle charging inlet



1211606

<https://www.phoenixcontact.com/us/products/1211606>

Diagram



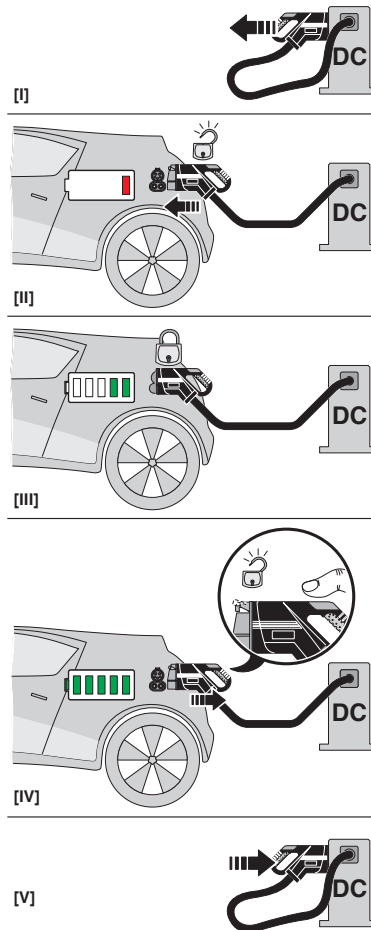
Pt 1000 characteristic curve at an ambient temperature of 25°C for temperature measurement at the DC contacts

CHARX T1HBI12-DC250-2,0M1 - Vehicle charging inlet

1211606

<https://www.phoenixcontact.com/us/products/1211606>

Schematic diagram



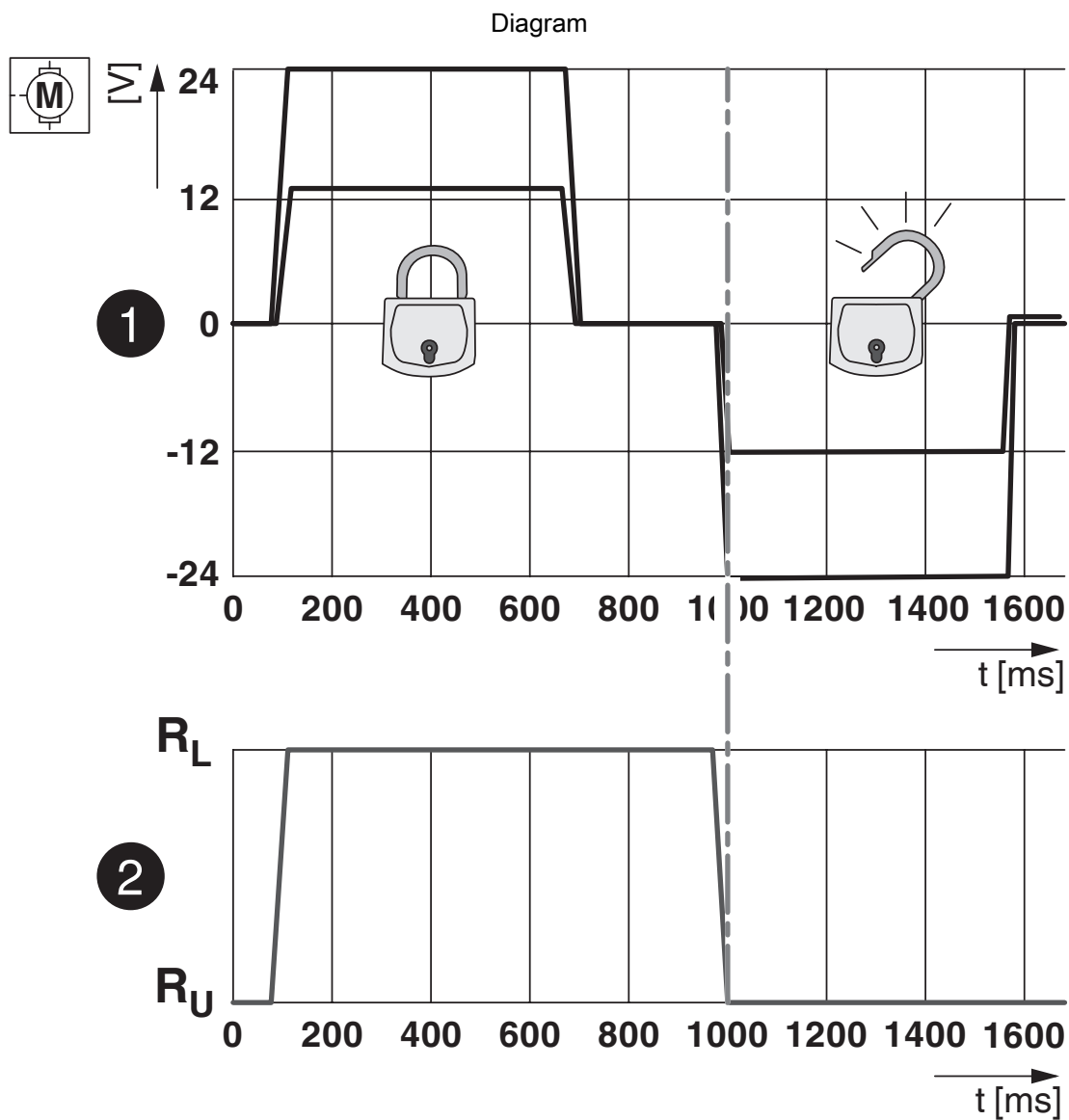
Operating instructions

CHARX T1HBI12-DC250-2,0M1 - Vehicle charging inlet



1211606

<https://www.phoenixcontact.com/us/products/1211606>



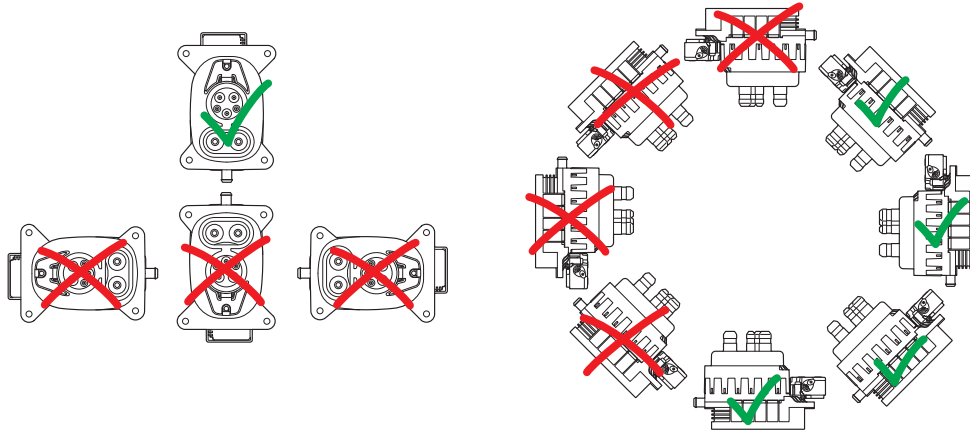
Locking states of the locking actuator

CHARX T1HBI12-DC250-2,0M1 - Vehicle charging inlet

1211606

<https://www.phoenixcontact.com/us/products/1211606>

Connection diagram



Installation positions

CHARX T1HBI12-DC250-2,0M1 - Vehicle charging inlet




1211606

<https://www.phoenixcontact.com/us/products/1211606>

Approvals

To download certificates, visit the product detail page: <https://www.phoenixcontact.com/us/products/1211606>

	cULus Recognized			
	Approval ID: E473195-20210730			
		Nominal voltage U_N	Nominal current I_N	Cross section AWG
		1000 V	250 A	-
				Cross section mm ²
				-

CHARX T1HBI12-DC250-2,0M1 - Vehicle charging inlet



1211606

<https://www.phoenixcontact.com/us/products/1211606>

Classifications

ECLASS

ECLASS-11.0	27144706
ECLASS-13.0	27144706
ECLASS-12.0	27144706

ETIM

ETIM 8.0	EC002898
----------	----------

UNSPSC

UNSPSC 21.0	39121800
-------------	----------

CHARX T1HBI12-DC250-2,0M1 - Vehicle charging inlet



1211606
<https://www.phoenixcontact.com/us/products/1211606>

Environmental product compliance

REACH SVHC	Lead 7439-92-1
	DOT 15571-58-1
	Dechlorane Plus
China RoHS	Environmentally Friendly Use Period = 10;
	For information on hazardous substances, refer to the manufacturer's declaration available under "Downloads"

CHARX T1HBI12-DC250-2,0M1 - Vehicle charging inlet



1211606

<https://www.phoenixcontact.com/us/products/1211606>

Accessories

CHARX T1HBI-DUST-COVER-SET - Protective cover

1305482

<https://www.phoenixcontact.com/us/products/1305482>



CHARX connect universal, Protective cover, Accessories, for vehicle charging inlet, CCS type 1, Plug-on assembly, housing: black

CHARX T1HI-ELOCK12V - Locking

1331528

<https://www.phoenixcontact.com/us/products/1331528>



CHARX connect universal, Locking, Accessories, for mounting on vehicle charging inlets, Type 1, IEC 61851-1, Single wires, length: 1 m, locking actuator: 12 V, 4-pos.

Phoenix Contact 2023 © - all rights reserved

<https://www.phoenixcontact.com>

Phoenix Contact USA
586 Fulling Mill Road
Middletown, PA 17057, United States
(+717) 944-1300
info@phoenixcon.com