

FST-21A-16

✓ ACTIVE

TE Internal #: 3-1437186-0

Wire-to-Board Jumpers & Shunts, Wire-to-Board, 16 Position, .1 in [2.54 mm] Centerline, Length 25.4 mm [1 in], Printed Circuit Board, Power

[View on TE.com >](#)



Connectors > PCB Connectors > Wire-to-Board Connectors > Wire-to-Board Jumpers & Shunts



Connector System: **Wire-to-Board**
Number of Positions: **16**
Centerline (Pitch): **2.54 mm [.1 in]**
Product Length: **25.4 mm [1 in]**
Connector & Contact Terminates To: **Printed Circuit Board**

Features

Product Type Features

| | |
|------------------------------------|-----------------------|
| Compatible With Discrete Wire Type | Solid |
| Connector System | Wire-to-Board |
| Connector & Contact Terminates To | Printed Circuit Board |

Configuration Features

| | |
|----------------------|----|
| Number of Conductors | 16 |
| Number of Rows | 1 |
| Number of Positions | 16 |

Electrical Characteristics

| | |
|-------------------|---------|
| Operating Voltage | 300 VAC |
|-------------------|---------|

Body Features

| | |
|----------------------------|------|
| Jumper Insulation Material | PTFE |
|----------------------------|------|

Contact Features

| | |
|-------------------------|---|
| Pin Arrangement (Left) | A |
| Pin Arrangement (Right) | A |



| | |
|------------------------------|-----|
| Contact Current Rating (Max) | 3 A |
|------------------------------|-----|

Housing Features

| | |
|--------------------|----------------|
| Centerline (Pitch) | 2.54 mm[.1 in] |
|--------------------|----------------|

Dimensions

| | |
|----------------|---------------------|
| Wire Size | .25 mm ² |
| Product Length | 25.4 mm[1 in] |

Usage Conditions

| | |
|-----------------------------|----------------------------|
| Operating Temperature Range | -40 – 150 °C[-40 – 302 °F] |
|-----------------------------|----------------------------|

Operation/Application

| | |
|---------------------|-------|
| Circuit Application | Power |
|---------------------|-------|

Product Compliance

For compliance documentation, visit the product page on TE.com>







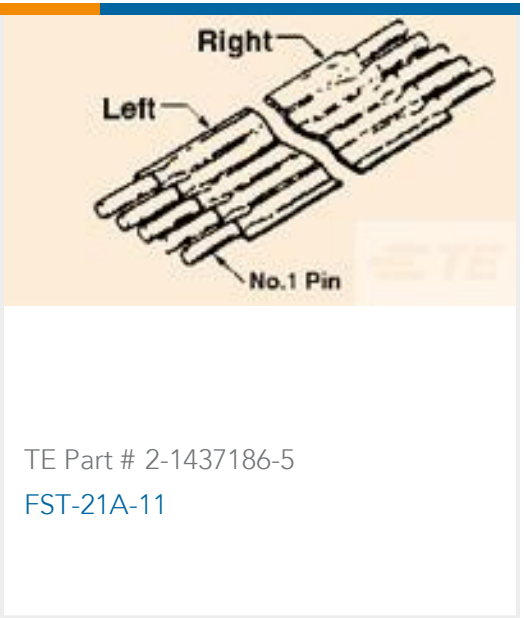
| | |
|---|--|
| EU RoHS Directive 2011/65/EU | Compliant |
| EU ELV Directive 2000/53/EC | Compliant |
| China RoHS 2 Directive MIIT Order No 32, 2016 | No Restricted Materials Above Threshold |
| EU REACH Regulation (EC) No. 1907/2006 | Current ECHA Candidate List: JUNE 2023 (235) Candidate List Declared Against: JAN 2022 (223) Does not contain REACH SVHC |
| Halogen Content | Low Bromine/Chlorine - Br and Cl < 900 ppm per homogenous material. Also BFR /CFR/PVC Free |
| Solder Process Capability | Not reviewed for solder process capability |

Product Compliance Disclaimer


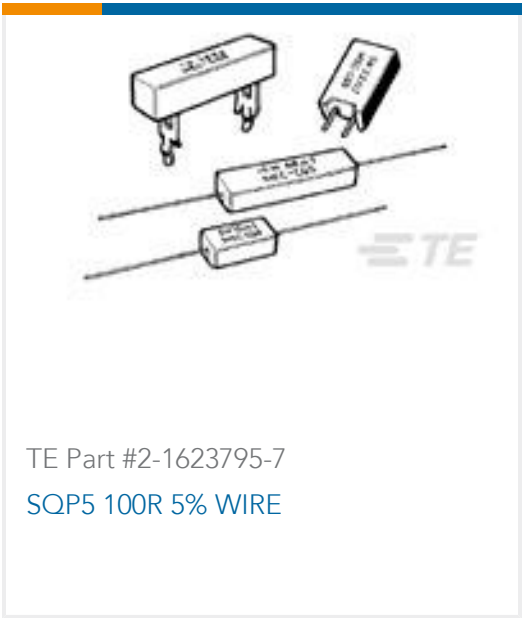

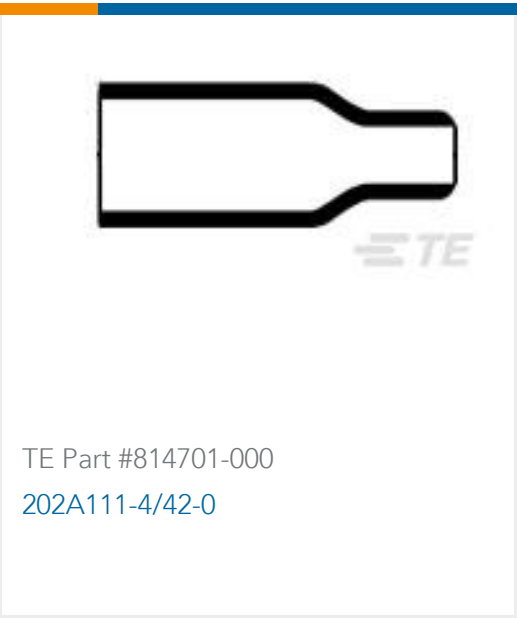


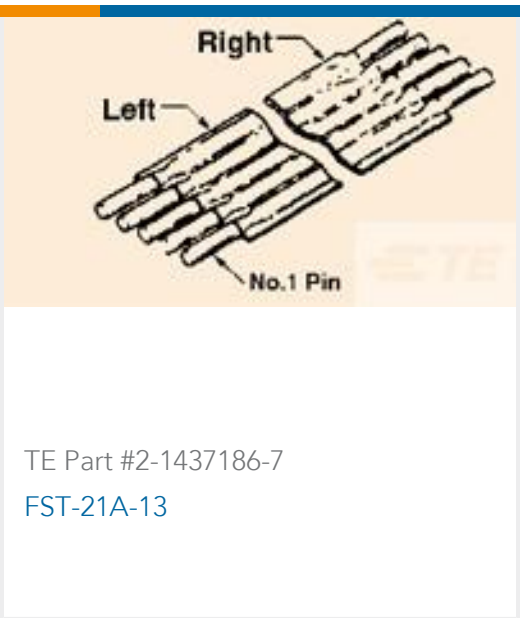
This information is provided based on reasonable inquiry of our suppliers and represents our current actual knowledge based on the information they provided. This information is subject to change. The part numbers that TE has identified as EU RoHS compliant have a maximum concentration of 0.1% by weight in homogenous materials for lead, hexavalent chromium, mercury, PBB, PBDE, DBP, BBP, DEHP, DIBP, and 0.01% for cadmium, or qualify for an exemption to these limits as defined in the Annexes of Directive 2011/65/EU (RoHS2). Finished electrical and electronic equipment products will be CE marked as required by Directive 2011/65/EU. Components may not be CE marked. Additionally, the part numbers that TE has identified as EU ELV compliant have a maximum concentration of 0.1% by weight in homogenous materials for lead, hexavalent chromium, and mercury, and 0.01% for cadmium, or qualify for an exemption to these limits as defined in the Annexes of Directive 2000/53/EC (ELV). Regarding the REACH Regulation, the information TE provides on SVHC in articles for this part number is based on the latest European Chemicals Agency (ECHA) ‘Guidance on requirements for substances in articles’ posted at this URL: <https://echa.europa.eu/guidance-documents/guidance-on-reach>

Compatible Parts



| | | | |
|---|--|--|--|
|  <p>TE Part # 3-1437186-5 FST-21A-20</p> |  <p>TE Part # 2-1437186-4 FST-21A-10</p> |  <p>TE Part # 2-1437186-9 FST-21A-15</p> |  <p>TE Part # 5-1437186-0 FST-21A-5</p> |
|  <p>TE Part # 4-1437186-9 FST-21A-4</p> |  <p>TE Part # 5-1437186-2 FST-21A-6</p> |  <p>TE Part # 2-1437186-5 FST-21A-11</p> | |

Customers Also Bought

| | | | |
|--|---|--|---|
|  <p>TE Part #1-1879073-0 Power Resistor: Aluminum Housed, 75 Watt</p> |  <p>TE Part #2-1623795-7 SQP5 100R 5% WIRE</p> |  <p>TE Part #2-2176341-4 CRGCO 0805 820R 1%</p> |  <p>TE Part #814701-000 202A111-4/42-0</p> |
|  <p>TE Part #2-1437186-4 FST-21A-10</p> |  <p>TE Part #G-MRGO-001 KMY20M FIELD SENSOR W BIAS MAGNET</p> |  <p>TE Part #2-1437186-7 FST-21A-13</p> | |

Documents

Product Drawings

FST-21A-16

English

Product Specifications

Product Specification

English

Agency Approvals



[UL Report](#)

English