




Energy & Power > Power Cable Accessories > Joints & Splices



Joints & Splice Product Availability: AMERICAS, ANZPAC, ASIA, China, EMEA

Joints & Splice Technology: Cold Applied, Cold Shrink

Joints & Splice Voltage Class: ≤ 1 kV

Joint & Splice Application Type: Inline

Joints & Splice Product Type: Wrap-Around Splice Closure

Features

Product Type Features

Filler	PowerGel
Component Design	PowerGel Sealing Gel
Adhesive Coating	Silicone Gel
Joints & Splice Technology	Cold Applied, Cold Shrink
Joints & Splice Product Type	Wrap-Around Splice Closure
Closing Method	Snap

Configuration Features

Number of Main Wires (Max)	1
----------------------------	---

Electrical Characteristics

Joints & Splice Voltage Class	≤ 1 kV
-------------------------------	--------

Body Features

Flexibility	Semi-Flexible
Color	Black

Mechanical Attachment

Mechanical Reinforcement	Cable Ties
--------------------------	------------

Dimensions

Cable Diameter (Min) (Main)	4 mm
-----------------------------	------



Connector Opening	125 mm[5 in]
Sleeve Length	200 mm[8 in]
Application Diameter (Min)	4 mm[.15 in]
Application Diameter (Max)	18 mm[.7 in]
Cross-Section Range	4 – 95 mm <sup>2</sup>
Cable Cross-Section (Max) (Main)	95 mm <sup>2</sup>
Cable Cross-Section (Min) (Main)	4 mm <sup>2</sup>
Cable Diameter (Max) (Main)	18 mm
Joints & Splice Conductor Diameter	.15 – .7 mm[4 – 18 in]
Conductor Size	12 – 0000 AWG

Usage Conditions

Environmental Resistance	Yes
Operating Temperature Range	-40 – 95 °C
Chemical Resistance	Motor Oil, Hydrochloric Acid, Sodium Chloride, Sodium Hydroxide

Operation/Application

Emission Free	Yes
Thermal Resistance	Applicable for Low Temperatures, Applicable for High Temperatures, Flame-Retardant
Non-Toxic & Non-Corrosive Emission	Yes
Low Smoke Emission	Yes
Mechanical Resistance	Against Mechanical Impact
UV-Stabilized	Yes
Joint & Splice Application Type	Inline

Industry Standards

CSA Certified	No
Standards	ANSI C119.1
UL Rating	No

Product Availability

Joints & Splice Product Availability	AMERICAS, ANZPAC, ASIA, China, EMEA
--------------------------------------	-------------------------------------

Packaging Features

Standard Pack	6
---------------	---



Packaging Method	Pieces in Polybag
Other	
Product Use	PowerGel-filled wraparound for LV splices and cable jacket repair

Product Compliance

For compliance documentation, visit the product page on TE.com>

EU RoHS Directive 2011/65/EU	Compliant
EU ELV Directive 2000/53/EC	Compliant
China RoHS 2 Directive MIIT Order No 32, 2016	No Restricted Materials Above Threshold
EU REACH Regulation (EC) No. 1907/2006	Current ECHA Candidate List: JUNE 2023 (235) Candidate List Declared Against: JUN 2016 (169) Does not contain REACH SVHC
Halogen Content	Low Halogen - Br, Cl, F, I < 900 ppm per homogenous material. Also BFR/CFR/PVC Free
Solder Process Capability	Not applicable for solder process capability

Product Compliance Disclaimer

This information is provided based on reasonable inquiry of our suppliers and represents our current actual knowledge based on the information they provided. This information is subject to change. The part numbers that TE has identified as EU RoHS compliant have a maximum concentration of 0.1% by weight in homogenous materials for lead, hexavalent chromium, mercury, PBB, PBDE, DBP, BBP, DEHP, DIBP, and 0.01% for cadmium, or qualify for an exemption to these limits as defined in the Annexes of Directive 2011/65/EU (RoHS2). Finished electrical and electronic equipment products will be CE marked as required by Directive 2011/65/EU. Components may not be CE marked. Additionally, the part numbers that TE has identified as EU ELV compliant have a maximum concentration of 0.1% by weight in homogenous materials for lead, hexavalent chromium, and mercury, and 0.01% for cadmium, or qualify for an exemption to these limits as defined in the Annexes of Directive 2000/53/EC (ELV). Regarding the REACH Regulation, the information TE provides on SVHC in articles for this part number is based on the latest European Chemicals Agency (ECHA) 'Guidance on requirements for substances in articles' posted at this URL: <https://echa.europa.eu/guidance-documents/guidance-on-reach>


Compatible Parts

TE Part # 093852-000  
GELWRAP-18/4-100(B6)

TE Part # CB2009-000  
GELWRAP-18/4-150UL(B6)

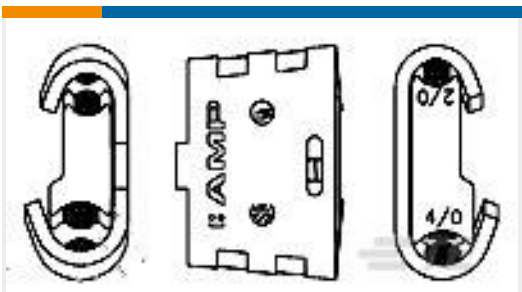


Also in the Series | **RAYCHEM GelWrap**



Joints & Splices(24)

Customers Also Bought



TE Part #83631-1  
MINIWEDGE,200AMP,4/0-#2



TE Part #69338-5  
CARTRIDGE ASSY, AMPACT WHITE



TE Part #CA1421-000  
GELWRAP-33/10-250(B12)

Documents

Product Drawings

GELWRAP-18/4-200(B6)

English

Datasheets & Catalog Pages

GELWRAP-WRAPAROUND-SLEEVE-CABLE-ACCESSORIES

English

Agency Approvals

UL Report

English