

# EV-T1G3K-1AC32A-4,0M6,0ESBK01 - AC charging cable



1623224

<https://www.phoenixcontact.com/us/products/1623224>

Please be informed that the data shown in this PDF document is generated from our online catalog. Please find the complete data in the user documentation. Our general terms of use for downloads are valid.



CHARX connect comfort, AC charging cable, with vehicle charging connector and open cable end, for charging electric vehicles (EV) with alternating current (AC) via type 1 vehicle charging inlets, with protective cap, with locking option for padlock, Type 1, IEC 62196-2, SAE J1772, 32 A / 250 V (AC), housing: black, gray, PHOENIX CONTACT logo, cable: 4 m, black, straight

## Product description

AC charging cable with vehicle charging connector and free cable end for charging electric vehicles (EV) with alternating current (AC) via type 1 vehicle charging inlets, for installation at charging stations for e-mobility (EVSE)

## Your advantages

- Complete product range
- Convenient handling due to the ergonomic, triple award-winning design
- Available with your logo on request – for consistent branding of your charging station
- Longitudinal water tightness reliably prevents water ingress
- Developed and produced in accordance with the IATF 16949 automotive standard and ISO 9001
- Tested in accordance with automotive standards LV124, LV214, and LV215-2
- Tested in accordance with EV Ready 37 requirements
- Laser-marked mating face in accordance with DIN EN 17186

## Commercial data

Item number	1623224
Packing unit	1 pc
Minimum order quantity	1 pc
Sales key	EM01
Product key	XWBAAA
GTIN	4055626177762
Weight per piece (including packing)	1.721 kg
Weight per piece (excluding packing)	1.721 kg
Customs tariff number	85444290
Country of origin	PL

# EV-T1G3K-1AC32A-4,0M6,0ESBK01 - AC charging cable



1623224

<https://www.phoenixcontact.com/us/products/1623224>

## Technical data

### Product properties

Product type	AC charging cable
Product family	CHARX connect comfort
Application	for charging electric vehicles (EV) with alternating current (AC) via type 1 vehicle charging inlets for installation at charging stations for electromobility (EVSE)
Type	AC charging cable with vehicle charging connector and open cable end
Design	with protective cap with locking option for padlock
Affixed logo	PHOENIX CONTACT logo
Charging mode	Mode 3, Case C
Charging standard	Type 1

### Electrical properties

Type of signal transmission	Pulse width modulation
Note on the connection method	Crimp connection, cannot be disconnected
Coding	480 $\Omega$ (Lever actuated) 150 $\Omega$ (Lever not actuated)
Type of charging current	AC single-phase
Charging power	8 kW
Charging current	32 A

### Power contact

Number	3 (L1, N, PE)
Rated voltage	250 V AC
Rated current	32 A

### Signal contact

Number	2 (CP, CS)
Rated voltage	30 V AC
Rated current	2 A

## Dimensions

### Vehicle charging connector

Width	58 mm
Height	151.1 mm
Depth	236.1 mm

## Material specifications

Color (Housing)	black (9005)
Color (Handle area)	black (9005)

# EV-T1G3K-1AC32A-4,0M6,0ESBK01 - AC charging cable



1623224

<https://www.phoenixcontact.com/us/products/1623224>

Color (Actuating element)	silver grey (7001)
Color (Mating face)	black (9005)
Color (Protective cap)	black (9005)
Color (Cable)	black (9005)
Material (Vehicle charging connector)	Plastic
Material (Cable outer sheath)	TPE-U
Material (Contact surface)	Silver

## Cable/line

Cable length	4 m
Wiring standards/regulations	prEN 50620/DIN EN 50620
Wiring certifications	VDE
Cable weight	max. 305 kg/km
Cable type	Class 5
Cable type	straight
Cable structure	3 x 6.0 mm <sup>2</sup> + 1 x 0.5 mm <sup>2</sup>
External cable diameter	12.8 mm ±0.4 mm
Outer sheath, material	TPE-U
Stripping length of the sheath	70 mm ±5 mm
Cable resistance	≤ 0.0033 Ω/m (based on a power core, at an ambient temperature of 20°C)
Bending radius	min. 96 mm (7.5x diameter)

## Mechanical properties

### Mechanical data

Insertion/withdrawal cycles	> 10000
Insertion force	< 75 N
Withdrawal force	< 75 N

## Environmental and real-life conditions

### Ambient conditions

Degree of protection (Vehicle charging inlet)	IP44 (plugged in; when plugged in and ready to operate, the degree of protection is only ensued if both plug-in components are original products from Phoenix Contact or suitable standard-compliant products)
Degree of protection (Protective cap)	IP54
Ambient temperature (operation)	-30 °C ... 50 °C
Ambient temperature (storage/transport)	-40 °C ... 80 °C
Altitude	5000 m (above sea level)

## Standards and regulations

### Standards

Standards/regulations	IEC 62196-2
	SAE J1772

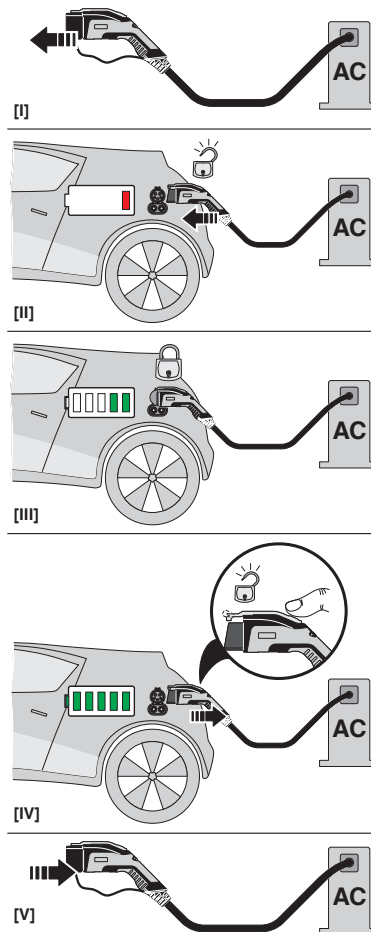
# EV-T1G3K-1AC32A-4,0M6,0ESBK01 - AC charging cable

1623224

<https://www.phoenixcontact.com/us/products/1623224>

## Drawings

Schematic diagram



## Operating instructions

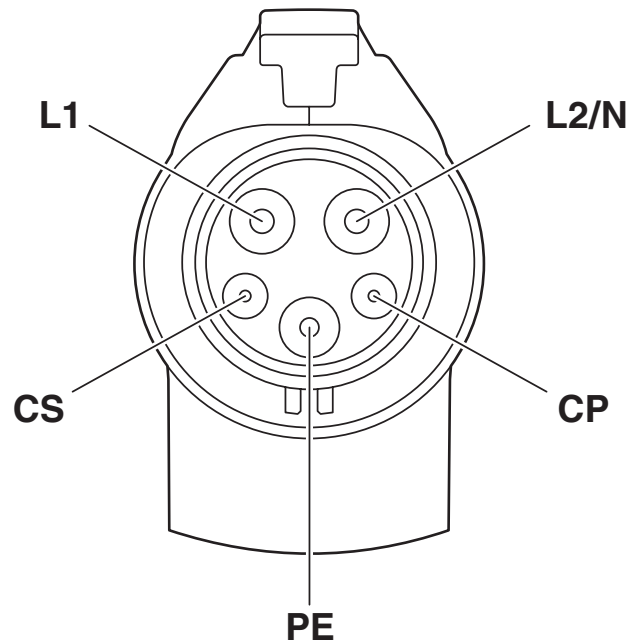
# EV-T1G3K-1AC32A-4,0M6,0ESBK01 - AC charging cable



1623224


<https://www.phoenixcontact.com/us/products/1623224>

Connection diagram



Pin assignment of the Vehicle Connector

Schematic diagram



Terminology definition

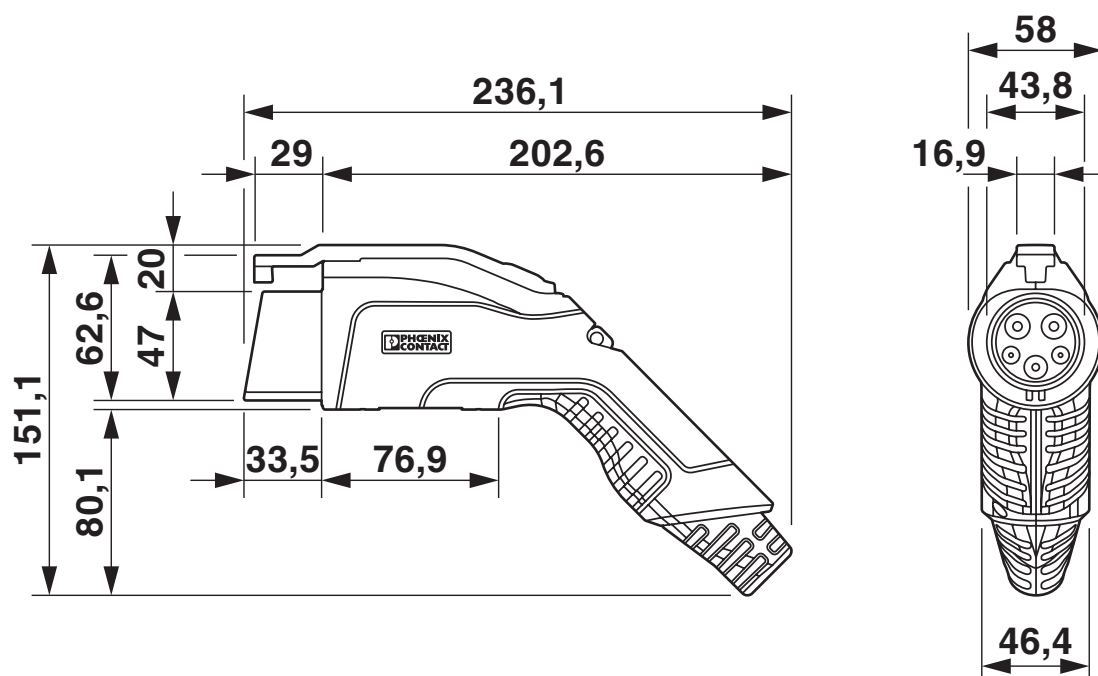
# EV-T1G3K-1AC32A-4,0M6,0ESBK01 - AC charging cable



1623224

<https://www.phoenixcontact.com/us/products/1623224>

Dimensional drawing



Make sure that the vehicle charging connector is placed in an appropriate charging connector holder, which ensures a minimum protection rating of IP24 in accordance with IEC 61851-1, for the entire time between charging. To create this charging connector holder, use the dimensions of the vehicle charging connector. Detailed dimensions can also be found in the Download area.

# EV-T1G3K-1AC32A-4,0M6,0ESBK01 - AC charging cable





1623224

<https://www.phoenixcontact.com/us/products/1623224>

## Approvals

To download certificates, visit the product detail page: <https://www.phoenixcontact.com/us/products/1623224>

	IECEE CB Scheme			
	Approval ID: DE1-60844			
	Nominal voltage $U_N$	Nominal current $I_N$	Cross section AWG	Cross section $\text{mm}^2$
	250 V	32 A	-	-

	VDE Zeichengenehmigung			
	Approval ID: 40045364			
	Nominal voltage $U_N$	Nominal current $I_N$	Cross section AWG	Cross section $\text{mm}^2$
	250 V	32 A	-	-

# EV-T1G3K-1AC32A-4,0M6,0ESBK01 - AC charging cable



1623224

<https://www.phoenixcontact.com/us/products/1623224>

## Classifications

### ECLASS

ECLASS-11.0	27144705
ECLASS-12.0	27144705
ECLASS-13.0	27144705

### ETIM

ETIM 8.0	EC002897
----------	----------

### UNSPSC

UNSPSC 21.0	39121500
-------------	----------



# EV-T1G3K-1AC32A-4,0M6,0ESBK01 - AC charging cable



1623224  
<https://www.phoenixcontact.com/us/products/1623224>

## Environmental product compliance

REACH SVHC	Lead 7439-92-1
China RoHS	Environmentally Friendly Use Period = 10;
	For information on hazardous substances, refer to the manufacturer's declaration available under "Downloads"

# EV-T1G3K-1AC32A-4,0M6,0ESBK01 - AC charging cable



1623224

<https://www.phoenixcontact.com/us/products/1623224>

## Accessories

### EV-T1AC-PARK - Charging connector holder

1624139

<https://www.phoenixcontact.com/us/products/1624139>



CHARX connect, Charging connector holder, Accessories, for vehicle charging connectors on charging stations (EVSE), Type 1, SAE J1772, Front mounting, housing: black

---

### EV-LABEL-B - Label

1309758

<https://www.phoenixcontact.com/us/products/1309758>



CHARX connect, Label, Accessories, for AC type 1 vehicle charging connector with metric cable and for AC type 1 vehicle charging inlet, DIN EN 17186

# EV-T1G3K-1AC32A-4,0M6,0ESBK01 - AC charging cable



1623224

<https://www.phoenixcontact.com/us/products/1623224>

## G-INS-M20-M68N-PNES-BK - Cable gland

1424481

<https://www.phoenixcontact.com/us/products/1424481>



Cable gland, material for screw connection: PA, external cable diameter 10 mm .  
.. 14 mm, shielding: no, connecting thread: M20 x 1.5, color: jet black RAL 9005

---

Phoenix Contact 2023 © - all rights reserved

<https://www.phoenixcontact.com>

Phoenix Contact USA  
586 Fulling Mill Road  
Middletown, PA 17057, United States  
(+717) 944-1300  
[info@phoenixcon.com](mailto:info@phoenixcon.com)