


CZSH5-40

**SURFACE MOUNT SILICON
SCHOTTKY RECTIFIER
5.0 AMP, 40 VOLT**



SOT-223 CASE



www.centrasemi.com

DESCRIPTION:

The CENTRAL SEMICONDUCTOR 5.0 Amp, SOT-223 surface mount silicon Schottky rectifier, is designed for use in all types of commercial, industrial, entertainment, computer and automotive applications, which require a high current device.

MARKING: FULL PART NUMBER

MAXIMUM RATINGS: ($T_A=25^\circ\text{C}$ unless otherwise noted)	SYMBOL		UNITS
Peak Repetitive Reverse Voltage	V_{RRM}	40	V
DC Blocking Voltage	V_R	40	V
RMS Reverse Voltage	$V_{R(RMS)}$	28	V
Average Forward Current ($T_A=75^\circ\text{C}$)	I_O	5.0	A
Peak Forward Surge Current, $t_p=8.3\text{ms}$	I_{FSM}	125	A
Operating and Storage Junction Temperature	T_J, T_{stg}	-65 to +150	$^\circ\text{C}$

ELECTRICAL CHARACTERISTICS: ($T_A=25^\circ\text{C}$ unless otherwise noted)

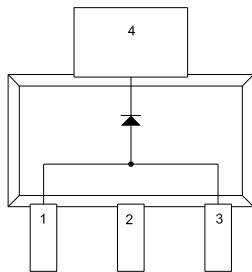
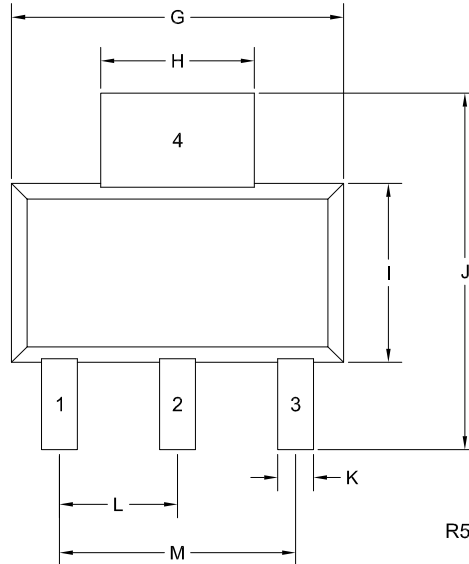
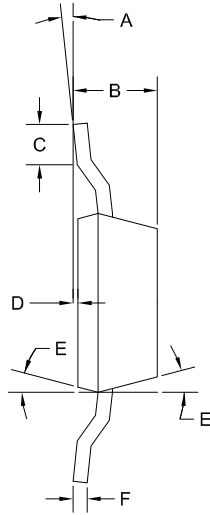
SYMBOL	TEST CONDITIONS	MAX	UNITS
I_R	$V_R=40\text{V}$	3.0	mA
I_R	$V_R=40\text{V}, T_A=100^\circ\text{C}$	20	mA
V_F	$I_F=5.0\text{A}$	0.55	V

CZSH5-40

**SURFACE MOUNT SILICON
SCHOTTKY RECTIFIER
5.0 AMP, 40 VOLT**



SOT-223 CASE - MECHANICAL OUTLINE



LEAD CODE:

- 1) Anode
 - 2) Cathode
 - 3) Anode
 - 4) Cathode
- Pin 1 and Pin 3 are common.
Pin 2 and Pin 4 are common.

SYMBOL	INCHES		MILLIMETERS	
	MIN	MAX	MIN	MAX
A	0°	10°	0°	10°
B	0.059	0.071	1.50	1.80
C	0.018	---	0.45	---
D	0.000	0.004	0.00	0.10
E	10°		10°	
F	0.009	0.014	0.23	0.35
G	0.248	0.270	6.30	6.85
H	0.114	0.122	2.90	3.10
I	0.130	0.146	3.30	3.70
J	0.264	0.287	6.70	7.30
K	0.024	0.033	0.60	0.85
L	0.091		2.30	
M	0.181		4.60	

SOT-223 (REV: R5)

MARKING: FULL PART NUMBER

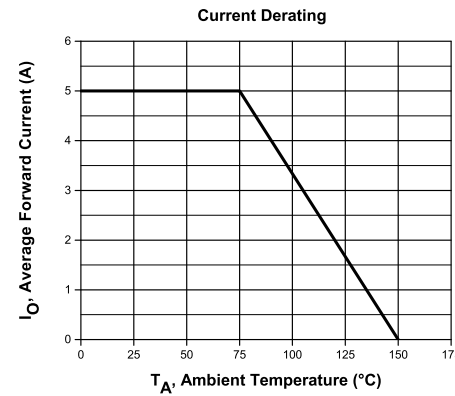
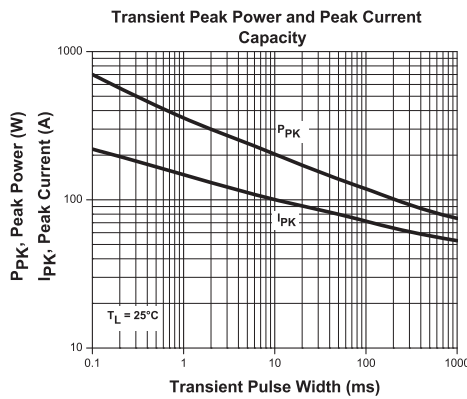
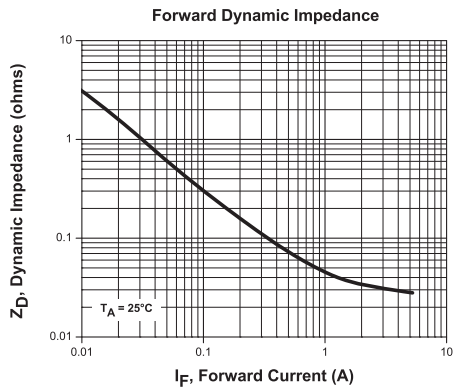
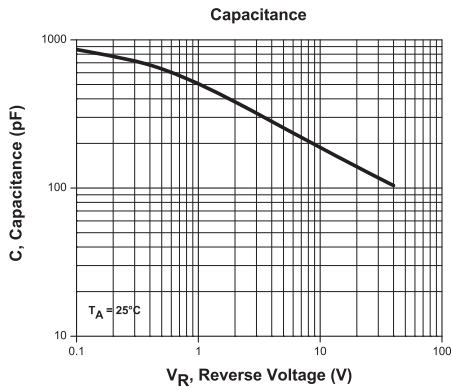
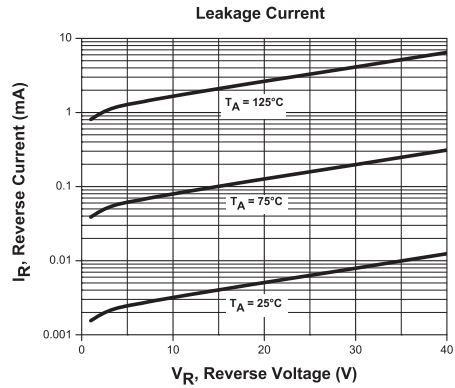
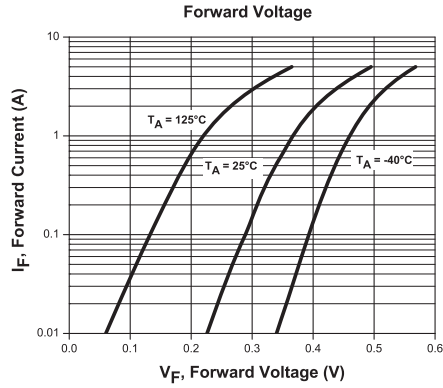
R7 (7-May 2019)

CZSH5-40

SURFACE MOUNT SILICON
SCHOTTKY RECTIFIER
5.0 AMP, 40 VOLT



TYPICAL ELECTRICAL CHARACTERISTICS



R7 (7-May 2019)

OUTSTANDING SUPPORT AND SUPERIOR SERVICES



PRODUCT SUPPORT

Central's operations team provides the highest level of support to insure product is delivered on-time.

- Supply management (Customer portals)
- Inventory bonding
- Consolidated shipping options
- Custom bar coding for shipments
- Custom product packing

DESIGNER SUPPORT/SERVICES

Central's applications engineering team is ready to discuss your design challenges. Just ask.

- Free quick ship samples (2nd day air)
- Online technical data and parametric search
- SPICE models
- Custom electrical curves
- Environmental regulation compliance
- Customer specific screening
- Up-screening capabilities
- Special wafer diffusions
- PbSn plating options
- Package details
- Application notes
- Application and design sample kits
- Custom product and package development

REQUESTING PRODUCT PLATING

1. If requesting Tin/Lead plated devices, add the suffix "TIN/LEAD" to the part number when ordering (example: 2N2222A TIN/LEAD).
2. If requesting Lead (Pb) Free plated devices, add the suffix "PBFREE" to the part number when ordering (example: 2N2222A PBFREE).

CONTACT US

Corporate Headquarters & Customer Support Team

Central Semiconductor Corp.
145 Adams Avenue
Hauppauge, NY 11788 USA
Main Tel: (631) 435-1110
Main Fax: (631) 435-1824
Support Team Fax: (631) 435-3388
www.centrasemi.com

Worldwide Field Representatives:
www.centrasemi.com/wwreps

Worldwide Distributors:
www.centrasemi.com/wwdistributors

For the latest version of Central Semiconductor's **LIMITATIONS AND DAMAGES DISCLAIMER**, which is part of Central's Standard Terms and Conditions of sale, visit: www.centrasemi.com/terms