


Multilayer Chip LC Band Pass Filter – SLFB Series

Operating temp. : -40°C ~+85°C



- FEATURES**
- ◆ Small and low profile enables high density mounting
 - ◆ Low insertion loss and high attenuation
 - ◆ Excellent solderability

- APPLICATIONS**
- ◆ Mobile communication equipment for GSM, LTE, 5G systems, etc.
 - ◆ Bluetooth, WLAN, Wi-Fi etc.
 - ◆ Base station application

PRODUCT IDENTIFICATION

1 SLFB	2 18	3 -2R450G	4 -07	5 T	6 F
------------------	----------------	---------------------	-----------------	---------------	---------------

1 Type	
SLFB	Bandpass LC Filter

2 External Dimensions (L×W) (MM)	
15 [0402]	1.0×0.5
18 [0603]	1.6×0.8
19 [0403]	1.1×0.9
21 [0805]	2.0×1.2
32 [1210]	3.2×2.5

3 Center Frequency	
Example	Nominal Value
1R917G	1910MHz
2R450G	2450MHz
5R550G	5550MHz

4 Series Code	
07 etc.	


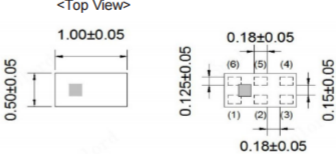
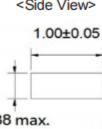

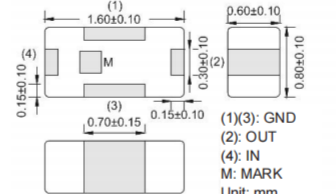
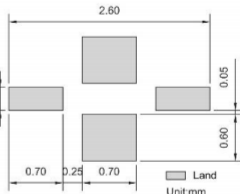
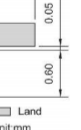

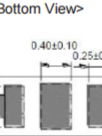
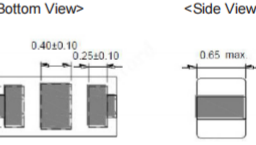



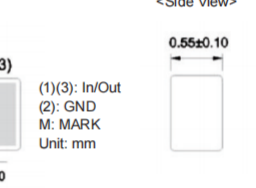


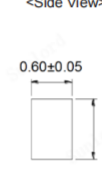
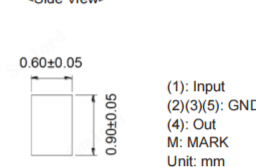


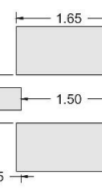
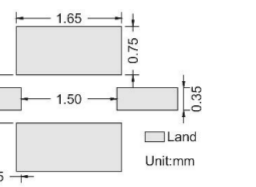
5 Packing	
T	Tape & Reel

6 Hazardous Substance Free Products	
F	


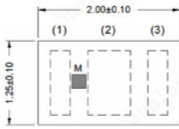
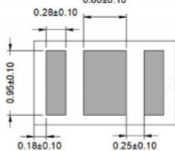

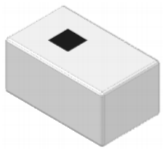
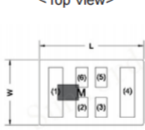
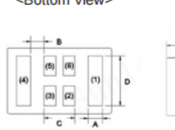


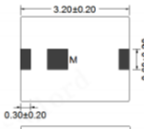
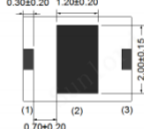
SHAPE AND DIMENSIONS

<p>SLFB15-2R450G-02TF</p>	<p>Dimensions and Land Patterns</p> <p>Unit: mm</p>		
<p>SLFB15-2R450G-31TF/ SLFB15-5R500G-31TF</p>	<p>Dimensions and Land Patterns</p> <p>Unit: mm</p>		

SHAPE AND DIMENSIONS

<p>SLFB15-3R800G-07TF/ SLFB15-4R700G-01TF</p>	<p>Dimensions and Land Patterns</p>		
	<p><Top View></p> 	<p><Side View></p> 	<p><Terminal></p> <p>(4)(6): In/Out (1)(3): GUD (2)(5): GUD M: MARK Unit: mm</p>
<p>Type: SLFB18 Series</p>	<p>Dimensions and Land Patterns</p>		
	<p><Top View></p> 	<p><Bottom View></p> 	<p>(1)(3): GND (2): OUT (4): IN M: MARK Unit: mm</p>
<p>SLFB18-2R450G-36TF/ SLFB18-3R800G-03TF/ SLFB18-4R700G-03TF</p>	<p>Dimensions and Land Patterns</p>		
	<p><Top View></p> 	<p><Bottom View></p> 	<p><Side View></p> 
<p>SLFB18-2R450G-22TF/ SLFB18-5R500G-38/39/43TF/ SLFB18-5R900G-01/S42TF/ SLFB18-6R000G-32/33TF/ SLFB18-7R254G-02TF</p>	<p>Dimensions and Land Patterns</p>		
	<p><Top View></p> 	<p><Bottom View></p> 	<p><Side View></p> 
<p>SLFB19-2R450G-03TF</p>	<p>Dimensions and Land Patterns</p>		
	<p><Top View></p> 	<p><Bottom View></p> 	<p><Side View></p> 
<p>Type: SLFB21 Series</p>	<p>Dimensions and Land Patterns</p>		
	<p><Top View></p> 	<p><Bottom View></p> 	<p><Side View></p> 

SHAPE AND DIMENSIONS

<p>SLFB21-2R450G-31/33TF SLFB21-3R600G-41TF/ SLFB21-3R800G-17TF/31TF/ SLFB21-4R700G-19TF/31TF/ SLFB21-4R900G-31TF</p>	<p style="text-align: center;">Dimensions and Land Patterns</p>
	<div style="display: flex; justify-content: space-around;"> <div style="text-align: center;"> <p><Top View></p>  </div> <div style="text-align: center;"> <p><Bottom View></p>  </div> <div style="text-align: center;"> <p><Side View></p>  </div> </div> <p style="text-align: right;">(1): Input (2)(3)(5): GND (4): Out M: MARK Unit: mm</p>
<p>SLFB21-4R150G-31TF</p>	<p style="text-align: center;">Dimensions and Land Patterns</p>
	<div style="display: flex; justify-content: space-around;"> <div style="text-align: center;"> <p><Top View></p>  </div> <div style="text-align: center;"> <p><Bottom View></p>  </div> <div style="text-align: center;"> <p><Side View></p>  </div> </div> <p style="text-align: right;">(1)(4): In/Out (2)(3)(5)(6): GND M: MARK Unit: mm</p>
<p>Type: SLFB32 Series</p>	<p style="text-align: center;">Dimensions and Land Patterns</p>
	<div style="display: flex; justify-content: space-around;"> <div style="text-align: center;"> <p><Top View></p>  </div> <div style="text-align: center;"> <p><Bottom View></p>  </div> </div> <p style="text-align: right;">(1): In (2): GND (3): OUT M: MARK Unit: mm</p>



SPECIFICATIONS SLFB15 TYPE

Part Number	Center Frequency	Pass Band	Max. IL in PB (@ 25°C)	Attenuation	Thickness
Units	MHz	MHz	dB	dB	MM
Symbol	f_0	PB	IL	-	T
SLFB15-2R450G-02TF	2450	$f_0 \pm 50.0$	1.4	25 dB Min.@880~960MHz	0.38±0.05
				8.0 dB Min.@1710~1970MHz	
				23 dB Min.@4800~5000MHz	
				32dB Min.@7200~7500MHz	
SLFB15-2R450G-31TF	2450	$f_0 \pm 50.0$	1.3	9 dB Min.@DC~915MHz	0.38±0.05
				34 dB Min.@4800~5000MHz	
				27 dB Min.@7200~7500MHz	
SLFB15-5R500G-31TF	5500	4900~5950	1.0	24 dB min.@2400~2500MHz	0.45±0.05
				12 dB min.@9800~11900MHz	
				14 dB min.@14700~17850MHz	

SLFB18 TYPE

Part Number	Center Frequency	Pass Band	Max. IL in PB (@ 25°C)	Attenuation	Thickness
Units	MHz	MHz	dB	dB	MM
Symbol	f_0	PB	IL	-	T
SLFB18-1R910G-01TF	1910	1805~2025	1.65	30 dB@700~950MHz	0.80±0.10
				15 dB@950~1050MHz	
				25 dB@2400~2500MHz	
				25 dB@2700~5400MHz	
				20 dB@5500~12500MHz	
SLFB18-1R950G-31TF	1950	1880~2025	2.1	30 dB@700~950MHz	0.80±0.10
				28 dB@950~1050MHz	
				20 dB@1545~1610MHz	
				23 dB@2400~2500MHz	
				20 dB@2700~5150MHz	
SLFB18-2R450G-07TF	2450	2400~2500	1.8	30 dB Min.@800~960MHz	0.80±0.10
				30 dB Min.@1710~1990MHz	
				30 dB Min.@4800~5000MHz	
				30 dB Min.@7200~7500MHz	
SLFB18-2R450G-21TF	2450	2400~2500	3.0	20 dB Min.@695~1910MHz	0.80±0.10
				20 dB Min.@3200~4800MHz	
				20 dB Min.@5000~7500MHz	
SLFB18-2R450G-22TF	2450	2400~2500	2.0	38 dB min.@880~915MHz	0.80±0.10
				35 dB min.@1710MHz	
				25 dB min.@1850~1910MHz	
				25 dB min.@1920~1990MHz	
				20 dB min.@2110~2170MHz	
				30 dB min.@4800~5000MHz	
SLFB18-2R450G-32TF	2495	2300~2690	2.0	12 dB Min.@500~1800MHz	0.80±0.10
				25 dB Min.@3600~4000MHz	
SLFB18-2R450G-36TF	2450	2400~2500	0.95	20 dB@500~960MHz	0.80±0.10
				23 dB@3200~3312MHz	
				30 dB@4800~5000MHz	
				32 dB@7200~7500MHz	

SPECIFICATIONS SLFB18 TYPE

Part Number	Center Frequency	Pass Band	Max. IL in PB (@ 25°C)	Attenuation	Thickness
Units	MHz	MHz	dB	dB	MM
Symbol	f_0	PB	IL	-	T
SLFB18-2R600G-23TF	2600	2500~2700	1.9	29.5 dB min.@806~849MHz	0.60±0.10
				29.5 dB min.@880~915MHz	
				30 dB min.@1710~1785MHz	
				25 dB min.@1850~1910MHz	
				17.5 dB min.@1920~1980MHz	
				8.5 dB min.@3300~3900MHz	
SLFB18-4R700G-03TF	4700	4400~5000	1.5	38 dB Min.@DC~693MHz	0.55±0.10
				38 dB Min.@693~2690MHz	
				12 dB Min.@5470~5735MHz	
				18 dB Min.@5735~5925MHz	
				27 dB Min.@8800~10000MHz	
				25 dB Min.@13200~15000MHz	
SLFB18-3R800G-03TF	3800	3300~4200	1.9	38 dB Min.@DC~693MHz	0.65±0.10
				38 dB Min.@693~2300MHz	
				36 dB Min.@2300~2690MHz	
				20 dB Min.@5150~5470MHz	
				25 dB Min.@5470~5925MHz	
				25 dB Min.@6600~8400MHz	
SLFB18-5R500G-38TF	5550	5150~5950	0.8	35 dB@30~2700MHz	0.55±0.10
				30 dB@3400~3800MHz	
				15 dB@7200~7800MHz	
				20 dB@10300~11700MHz	
SLFB18-5R500G-S42TF	5550	5150~5950	0.6	35 dB min.@2400~2500MHz	0.60±0.10
				30 dB min.@10300~11900MHz	
				25 dB min.@15450~17850MHz	
SLFB18-5R500G-43TF	5500	5150~5925	1.40	35 dB min.@700~2690MHz	0.55±0.10
				28 dB min.@3300~4200MHz	
				15 dB min.@6900~7200MHz	
				20 dB min.@7200~9800MHz	
				20 dB min.@9800~11700MHz	
SLFB18-6R000G-32TF	6000	5150~7125	0.9	40 dB min.@2400~2500MHz	0.65±0.10
				30 dB min.@10340~14250MHz	
				30 dB min.@15510~21375MHz	
SLFB18-6R000G-33TF	6000	5150~7250	1.6	42 dB min.@100~960MHz	0.70±0.10
				40 dB min.@1166~1249MHz	
				38 dB min.@1427~1610MHz	
				38 dB min.@1695~2200MHz	
				38 dB min.@2300~2370MHz	
				38 dB min.@2400~2483MHz	
				38 dB min.@2496~2690MHz	
				38 dB min.@3300~4200MHz	
				12 dB min.@4500~4600MHz	
				25 dB min.@9000~9800MHz	
25 dB min.@10300~14250MHz					

SPECIFICATIONS SLFB18 TYPE

Part Number	Center Frequency	Pass Band	Max. IL in PB (@ 25°C)	Attenuation	Thickness
Units	MHz	MHz	dB	dB	MM
Symbol	f_0	PB	IL	-	T
SLFB18-7R245G-02TF	7245	6240~8250	1.80 dB max. @6240~6750MHz	27 dB min.@700~2690MHz	0.70±0.1
				27 dB min.@3300~3800MHz	
				29 dB min.@3800~4000MHz	
				34 dB min.@4000~4200MHz	
				17 dB min.@4400~5000MHz	
				2 dB min.@5150~5850MHz	
				16 dB min.@12500~13500MHz	
				15 dB min.@15500~16500MHz	
SLFB18-5R900G-01TF	5900	5855~5925	1.1	35 dB@100~2700MHz	0.70±0.1
				30 dB@2700~3600MHz	
				25 dB@3600~3800MHz	
				25 dB@3800~4000MHz	
				20 dB@4000~4400MHz	
				16 dB@7000~7400MHz	
				16 dB@7400~9750MHz	
				20 dB@9750~10300MHz	
16 dB@10300~12750MHz					
SLFB18-5R500G-39TF	5425	4900~5950	1	35 dB@30~2700MHz	0.55±0.10
				33 dB@3400~3800MHz	
				9 dB@6900~7000MHz	
				15 dB@7200~7500MHz	
				20 dB@9800~11900MHz	

SLFB19 TYPE

Part Number	Center Frequency	Pass Band	Max. IL in PB (@ 25°C)	Attenuation	Thickness
Units	MHz	MHz	dB	dB	MM
Symbol	f_0	PB	IL	-	T
SLFB19-2R450G-03TF	2450	2400~2500	1.5	20 dB Min.@50~960MHz	0.5
				30 dB Min.@1560~1606MHz	
				15 dB Min.@1710~1990MHz	
				10 dB Min.@3600MHz	
				35 dB Min.@4800~5000MHz	
				25 dB Min.@7200~7500MHz	

SLFB21 TYPE

Part Number	Center Frequency	Pass Band	Max. IL in PB (@ 25°C)	Attenuation	Thickness
Units	MHz	MHz	dB	dB	MM
Symbol	f_0	PB	IL	-	T
SLFB21-2R450G-31TF	2450	2400~2500	1.5	38 dB@880~915MHz	0.95±0.10
				35 dB@1710~1850MHz	
				35 dB@1850~1910MHz	
				35 dB@1920~1990MHz	
				30 dB@4800~5000MHz	
				30 dB@7200~7500MHz	

SPECIFICATIONS SLFB21 TYPE

Part Number	Center Frequency	Pass Band	Max. IL in PB (@ 25°C)	Attenuation	Thickness
Units	MHz	MHz	dB	dB	MM
Symbol	f_0	PB	IL	-	T
SLFB21-2R450G-33TF	2450	2400~2500	1.9	35 dB Min.@824~960MHz	0.95±0.10
				30 dB Min.@1545~1605MHz	
				30 dB Min.@1770~1990MHz	
				30 dB Min.@2170MHz	
				27 dB Min.@4800~5000MHz	
SLFB21-2R450G-41TF	2450	2400~2500	1.4	25 dB Min.@7200~7500MHz	0.95±0.10
				30 dB@824~960MHz	
				30 dB@1710~1910MHz	
				20 dB@1920~1990MHz	
				6 dB@2110~2170MHz	
SLFB21-2R600G-41TF	2600	2500~2700	2.0	20 dB@4800~5000MHz	0.95±0.10
				30 dB@824~960MHz	
				30 dB@1710~1910MHz	
				20 dB@1920~1990MHz	
				12 dB@2110~2200MHz	
SLFB21-3R600G-31TF	3600	3300~3900	1.5	20 dB@4800~5000MHz	0.95±0.10
				32 dB Min.@824~960MHz	
				24 dB Min.@1710~1990MHz	
				21 dB Min.@1990~2170MHz	
SLFB21-3R600G-41TF	3600	3400~3800	1.3	28.5 dB Min.@6900~8070MHz	0.70±0.10
				37.5 dB Min.@1~2170MHz	
				27.5 dB Min.@2170~2400MHz	
				27.5 dB Min.@2400~2500MHz	
				9.5 dB Min.@2500~2800MHz	
				4.5 dB Min.@4400~4800MHz	
				25 dB Min.@4800~4900MHz	
				25 dB Min.@4900~5337MHz	
				25 dB Min.@5337~5430MHz	
				25 dB Min.@5430~6800MHz	
				34.5 dB Min.@6800~7600MHz	
				30 dB Min.@7600~9000MHz	
25 dB Min.@9000~11400MHz					
20 dB Min.@11400~15200MHz					
SLFB21-3R800G-17TF	3800	3300~4200	2	36 dB min.@450~2200MHz	0.70±0.10
				38 dB min.@2300~2483MHz	
				33 dB min.@2496~2690MHz	
				20 dB min.@5150~5850MHz	
				25 dB min.@6600~8400MHz	
15 dB min.@9900~12600MHz					

Multilayer Chip
LC FilterMultilayer Chip
BalunMultilayer Chip
DiplexerMultilayer Chip
TriplexerMultilayer Chip LC
CouplerMultilayer Chip
AntennaWire Wound Chip
Balun TransformerCeramic Dielectric
Filter

SPECIFICATIONS SLFB21 TYPE

Part Number	Center Frequency	Pass Band	Max. IL in PB (@ 25°C)	Attenuation	Thickness
Units	MHz	MHz	dB	dB	MM
Symbol	f_0	PB	IL	-	T
SLFB21-3R800G-31TF	3800	3300~4200	0.85 dB max. @3300~4200 MHz	30 dB min.@100~960MHz	0.70±0.10
				30 dB min.@1166~1229MHz	
				30 dB min.@1427~1518MHz	
				30 dB min.@1525~1661MHz	
				30 dB min.@1559~1607MHz	
				30 dB min.@1695~1785MHz	
				25 dB min.@1805~2200MHz	
			0.75 dB max. @3400~3800 MHz	25 dB min.@2300~2700MHz	
				22 dB min.@2700~2800MHz	
				9 dB min.@4800~5000MHz	
				20 dB min.@5150~5925MHz	
				20 dB min.@6600~8400MHz	
				20 dB min.@7100~7400MHz	
				20 dB min.@10650~11100MHz	
SLFB21-4R150G-31TF	4150	3300~5000	1.0 dB max. @3300~3800MHz	30 dB min.@690~1880MHz	0.70±0.10
				20 dB min.@1880~2690MHz	
			0.8 dB max. @3300~4200MHz	20 dB min.@6600~10000MHz	
				0.8 dB max. @4400~5000MHz	
SLFB21-4R700G-19TF	4700	4400~5000	1.8	37 dB@450~2200MHz	0.70±0.10
				37 dB@2300~2483MHz	
				33 dB@2496~2690MHz	
				15 dB@5490~5670MHz	
				18 dB@5670~5950MHz	
				18 dB@6200~8000MHz	
				20 dB@8800~10000MHz	
				15 dB@13200~15000MHz	
SLFB21-4R700G-31TF	4700	4400~5000	0.85 dB max. @25°C	35 dB min.@500~2500MHz	0.70±0.10
				30 dB min.@2500~2690MHz	
				20 dB min.@2700~3300MHz	
				17 dB min.@3300~3800MHz	
				20 dB min.@6450~7700MHz	
				15 dB min.@8800~10000MHz	
				15 dB min.@13200~15000MHz	
SLFB21-5R500G-31TF	5500	4900~5950	1.5	30 dB Min.@2690~3450MHz 20 dB Min.@9800~11000MHz	0.95±0.10
SLFB21-5R500G-35TF	5500	4900~5950	1.5	35 dB Min.@340~1195MHz	0.95±0.10
				35 dB Min.@1280~1795MHz	
				21 dB Min.@2140~3580MHz	
				5.5 dB Min.@4375~4465MHz	
				25 dB Min.@6855~7150MHz	
				20 dB Min.@8570~8930MHz	
15 dB Min.@14700~17850MHz					

SPECIFICATIONS SLFB32 TYPE

Part Number	Center Frequency	Pass Band	Max. IL in PB (@ 25°C)	Attenuation	Thickness
Units	MHz	MHz	dB	dB	MM
Symbol	f_0	PB	IL	-	T
SLFB32-1R400G-31TF	1400	1125~1675	1.9	38 dB min.@DC~900MHz	1.75±0.10
				25 dB min.@900~1002MHz	
				35 dB min.@2000~2500MHz	
				27 dB min.@2500~5950MHz	
SLFB32-1R920G-31TF	1920	1680~2295	2.5	30 dB Min.@DC~1400MHz	2.0±0.10
				30 dB Min.@2620~2705MHz	
				35 dB Min.@2705~2740MHz	
				35 dB Min.@2740~3115MHz	
				30 dB Min.@3115~3235MHz	
				30 dB Min.@3235~6590MHz	
SLFB32-2R525G-11TF	2525	2150~2900	2.5	35 dB@259~650MHz	1.50±0.10
				28 dB@3208~3599MHz	
				35 dB@6157~6548MHz	
SLFB32-3R600G-12TF	3600	3160~4040	1.7dB Max. @3300~3900MHz	30 dB Min.@824~960MHz	1.50±0.10
				24 dB Min.@1200~1990MHz	
			2dB Max. @3160~3300MHz	36 dB Min.@2098~2598MHz	
				23 dB Min.@4600~5000MHz	
			2 dB Max. @3900~4040MHz	43 dB Min.@5000~5600MHz	
				30 dB Min.@6349~6749MHz	
SLFB32-4R900G-31TF	4900	4700~5100	3	28 dB Min.@6900~8070MHz	1.50±0.10
				45 dB Min.@10~2000MHz	
				30 dB Min.@2000~3400MHz	
				30 dB Min.@3400~3800MHz	
				24 dB Min.@3800~4330MHz	
				25 dB Min.@4700~5100MHz	

Multilayer Chip
LC FilterMultilayer Chip
BalunMultilayer Chip
DiplexerMultilayer Chip
TriplexerMultilayer Chip LC
CouplerMultilayer Chip
AntennaWire Wound Chip
Balun TransformerCeramic Dielectric
Filter