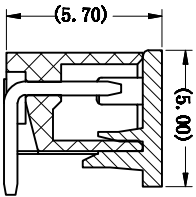
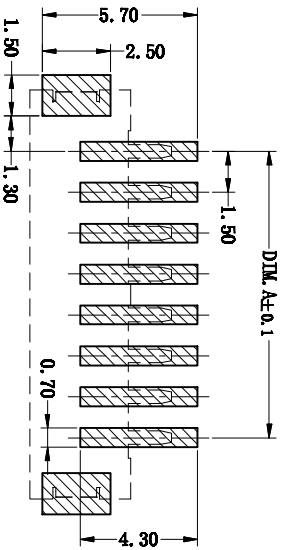
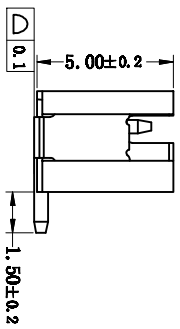
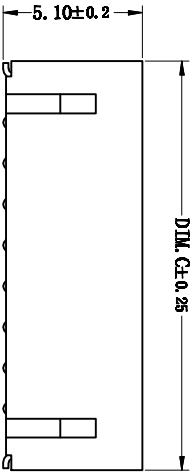
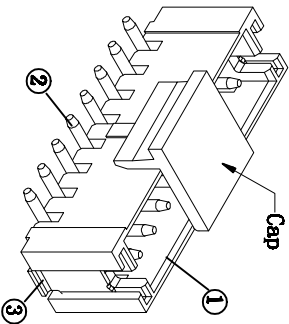
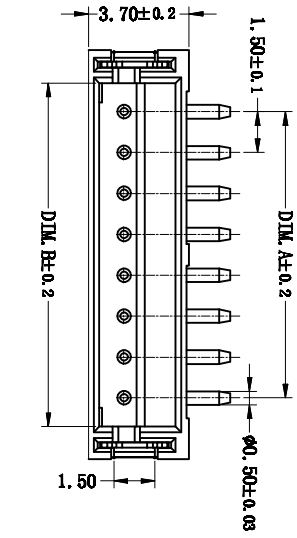


注：本板为禁止传输、复制、编辑文件，以及用其内容进行交流



**SUGGESTED PCB LAYOUT  
(COMPONENT SIDE)**

**GENERAL TOLERANCES**

0.X	±0.25	X.°	±3°
0.XX	±0.12	X.X°	±0.5°
0.XXX	±0.05	X.X°	±0.5°

3	附件 Fixing Ball	材料 Name	2	数量	用途
2	端子 Contact	LCP (UL-94V-0)	1		
1	数量				

ITEM	NAME OF PART	NO. OF PART	Q'TY	MATERIAL	NOTE
DWG	CHK	DATE	23.08.10		
APP	DATE				
	NAME				
	MXZH-15-XXP-LT1				



CXI MAXU ELECTRONICS CO., LTD.  
慈溪市迈旭电子有限公司

REV ECN NO

CONTENT

CHK

DATE

Circuits	Dimensions (mm)		
	A	B	C
02	1.50	3.60	6.00
03	3.00	5.10	7.50
04	4.50	6.60	9.00
05	6.00	8.10	10.50
06	7.50	9.60	12.00
07	9.00	11.10	13.50
08	10.50	12.60	15.00
09	12.00	14.10	16.50
10	13.50	15.60	18.00
11	15.00	17.10	19.50
12	16.50	18.60	21.00
13	18.00	20.10	22.50
...	...	...	...
20	28.50	30.60	33.00

- 技术要求:**
- 1、塑件材料: LCP (UL-94V-0)
  - 2、接触件: 黄铜镀镍
  - 3、接触电阻:  $\leq 20m\Omega$
  - 4、绝缘电阻:  $\geq 500M\Omega$
  - 5、额定电压: 125V AC DC
  - 6、额定电流: 1.0A AC DC
  - 7、耐压: 能承受500V AC/Min ute
  - 8、工作温度:  $-25^{\circ}\sim +105^{\circ}$
  - 9、可焊性试验: 浸锡面积 $\geq 95\%$ 温度 $260\pm 5^{\circ}$ , 时间  $2.5\pm 0.5$ 秒
  - 10、铅和镉等六大有害物质含量符合环保要求

How to order

