



MINI-MATCH

TE Internal #: 1-5164713-0
PCB Mount Header, Vertical, Board-to-Board, 10 Position, 2.5 mm [.098 in] Centerline, Unshrouded, Tin, Through Hole - Solder, Power & Signal, Green

[View on TE.com >](#)

Connectors > PCB Connectors > PCB Headers & Receptacles



PCB Connector Assembly Type: **PCB Mount Header**
PCB Mount Orientation: **Vertical**
Connector System: **Board-to-Board**
Number of Positions: **10**
Centerline (Pitch): **2.5 mm [.098 in]**

Features

Product Type Features

PCB Connector Assembly Type	PCB Mount Header
Connector System	Board-to-Board
Header Type	Unshrouded
Sealable	No
Connector & Contact Terminates To	Printed Circuit Board

Configuration Features

Number of Columns	10
PCB Mount Orientation	Vertical
Number of Positions	10

Body Features

Primary Product Color	Green
-----------------------	-------

Contact Features

Contact Layout	Inline
Mating Tab Width	2.79 mm[.11 in]
Mating Tab Thickness	.5 mm[.02 in]
Contact Base Material	Phosphor Bronze
Contact Mating Area Plating Material	Tin
Contact Mating Area Plating Material Thickness	3.04 µm[120 µin]



Contact Type	Tab
--------------	-----

Contact Current Rating (Max)	7 A
------------------------------	-----

Termination Features

Rectangular Termination Post & Tail Thickness	.5 mm[.02 in]
---	---------------

Rectangular Termination Post & Tail Width	.78 mm[.03 in]
---	----------------

Termination Post & Tail Length	3.2 mm[.125 in]
--------------------------------	-----------------

Termination Method to Printed Circuit Board	Through Hole - Solder
---	-----------------------

Mechanical Attachment

Mating Alignment	Without
------------------	---------

PCB Mount Retention	Without
---------------------	---------

PCB Mount Alignment	Without
---------------------	---------

Connector Mounting Type	Board Mount
-------------------------	-------------

Housing Features

Centerline (Pitch)	2.5 mm[.098 in]
--------------------	-----------------

Housing Material	PBT GF20
------------------	----------

Dimensions

Connector Length	25 mm[.98 in]
------------------	---------------

Connector Height	5.9 mm[.232 in]
------------------	-----------------

Connector Width	6.3 mm[.248 in]
-----------------	-----------------

PCB Thickness (Recommended)	1.6 mm[.06 in]
-----------------------------	----------------

Usage Conditions

Operating Temperature Range	-40 – 85 °C[-40 – 185 °F]
-----------------------------	---------------------------

Operation/Application

Circuit Application	Power & Signal
---------------------	----------------

Industry Standards

UL Rating	Recognized
-----------	------------

Agency/Standard	UL
-----------------	----

Approved Standards	UL
--------------------	----

UL Flammability Rating	UL 94V-0
------------------------	----------

Packaging Features

Packaging Quantity	1500
--------------------	------

Packaging Type	Box
----------------	-----



Product Compliance

For compliance documentation, visit the product page on TE.com>

EU RoHS Directive 2011/65/EU	Compliant
EU ELV Directive 2000/53/EC	Compliant
China RoHS 2 Directive MIIT Order No 32, 2016	No Restricted Materials Above Threshold
EU REACH Regulation (EC) No. 1907/2006	Current ECHA Candidate List: JUNE 2023 (235) Candidate List Declared Against: JAN 2021 (211) Does not contain REACH SVHC
Halogen Content	Not Low Halogen - contains Br or Cl > 900 ppm.
Solder Process Capability	Wave solder capable to 240°C

Product Compliance Disclaimer


This information is provided based on reasonable inquiry of our suppliers and represents our current actual knowledge based on the information they provided. This information is subject to change. The part numbers that TE has identified as EU RoHS compliant have a maximum concentration of 0.1% by weight in homogenous materials for lead, hexavalent chromium, mercury, PBB, PBDE, DBP, BBP, DEHP, DIBP, and 0.01% for cadmium, or qualify for an exemption to these limits as defined in the Annexes of Directive 2011/65/EU (RoHS2). Finished electrical and electronic equipment products will be CE marked as required by Directive 2011/65/EU. Components may not be CE marked. Additionally, the part numbers that TE has identified as EU ELV compliant have a maximum concentration of 0.1% by weight in homogenous materials for lead, hexavalent chromium, and mercury, and 0.01% for cadmium, or qualify for an exemption to these limits as defined in the Annexes of Directive 2000/53/EC (ELV). Regarding the REACH Regulation, the information TE provides on SVHC in articles for this part number is based on the latest European Chemicals Agency (ECHA) ‘Guidance on requirements for substances in articles’ posted at this URL: <https://echa.europa.eu/guidance-documents/guidance-on-reach>

Compatible Parts




Customers Also Bought







TE Part #2-1318115-3
DYNAMIC D2100 TAB HSG 6P F/H Y




TE Part #1318108-1
DYNAMIC D-2000 REC CONT S L/P



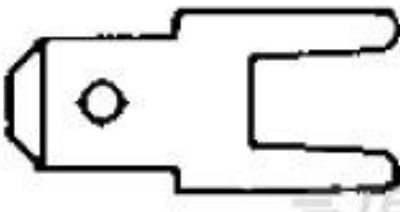
TE Part #1415898-1
RTS3T024




TE Part #2-1393250-5
W28-XQ1A-10=W28-




TE Part #3-1393240-5
RT33L024




TE Part #1-726388-2
187 FASTON,TAB,TPBR




TE Part #1-5164711-6
16pos.MINI-MATCH FBTB, 2.5mm pitch



TE Part #8-1768016-3
CSL-02713P-9



TE Part #5536507-2
2MM FB,ASY,048,SIG,REC,SL,2.73



TE Part #5-1474644-7
FSN-21A-3

Documents

Product Drawings

10P.MINI-MATCH ASSY

English

CAD Files

Customer View Model

ENG_CVM_1-5164713-0_A.3d_igs.zip

English

Customer View Model

ENG_CVM_1-5164713-0_A.3d_stp.zip

English

Customer View Model

ENG_CVM_1-5164713-0_A.2d_dxf.zip

English

3D PDF

English

By downloading the CAD file I accept and agree to the [Terms and Conditions](#) of use.

Product Specifications



Product Specification

Mini Match Connection System

English

Product Specification

English

Product Environmental Compliance

TE Material Declaration

English

Instruction Sheets

Instruction Sheet (non U.S.)

German