

盒式金属化聚丙烯膜抗干扰电容器 (MPY/Y2)

规格书

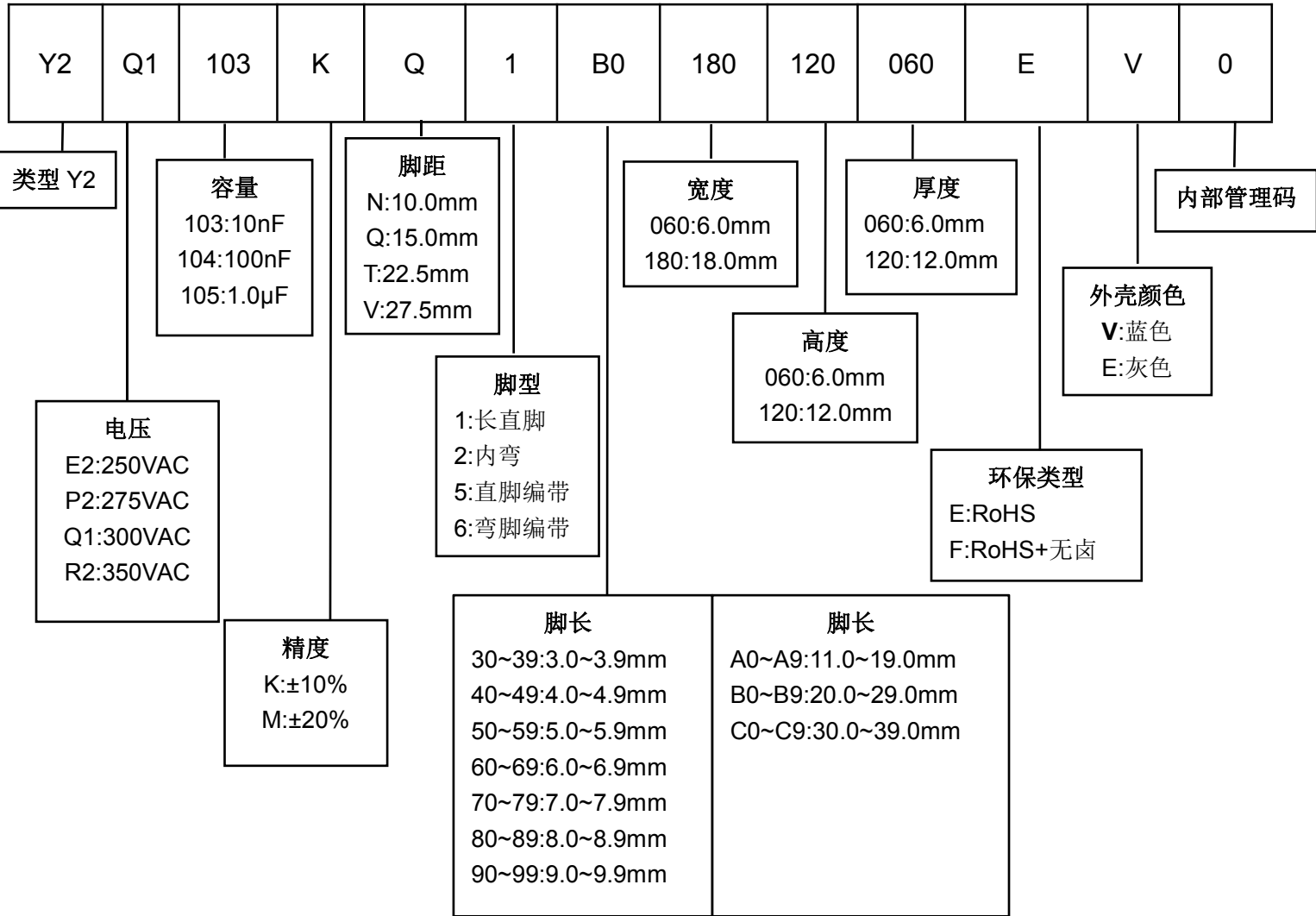
特点

- 电容器容量范围从 0.001uF 到 1.2uF
- 工作温度： -40℃ ~ 110℃
- 金属化聚丙烯
- 储存温度： 15℃ ~ 35℃
- 能承受过压冲击
- 优异的阻燃性树脂 (UL94V-0)

用途

- 广泛应用于电源接地、旁路、天线耦合等抗干扰场合。

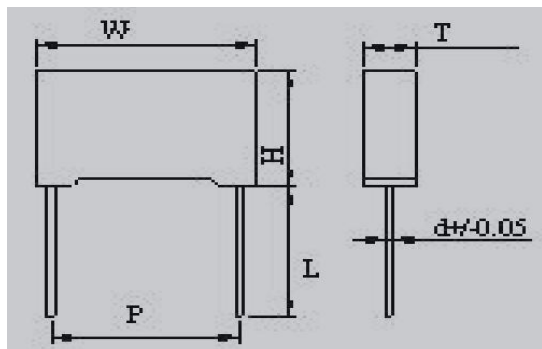
料号编码原则



技术要求

气候类别	40/110/56B
额定电压	250VAC、275VAC、300VAC、350VAC
损耗角正切	≤0.1%
容量误差	K (±10%)、M (±20%)
耐电压	引脚与壳体之间: 2UR+1500VAC 最小 2000VAC 两引出端之间: UR+1200VAC、60S, 或 3500DC、5S。
绝缘电阻	CR≤0.33μF, IR≥6000MΩ CR>0.33μF, IR≥2000S 注: T[s]=I.R.[MΩ]*CN [μF]]20℃、100V、60S
脉冲电压	施加电压: CR≤1.0μF, 5000KVDC、CR>1.0μF, 5.0/CR。 脉冲次数: 24 次 时间周期: 充电 9S、放电 2S。
自然试验	U=UR,U1=5.0KV 每一样品应承受一个储能电容 20 次, 每两次 放电之间的间隔为 5S

外形尺寸 (mm)



容量(uF)	电压	尺寸 (mm)				
		W±0.5	H±0.5	T±0.5	P±1.0	d±0.05
0.001	250VAC	10.0	11.0	5.0	7.5	0.6
	275VAC	10.0	11.0	5.0	7.5	0.6
	300VAC	10.0	11.0	5.0	7.5	0.6
	350VAC	10.0	11.0	5.0	7.5	0.6
0.0012	250VAC	10.0	11.0	5.0	7.5	0.6
	275VAC	10.0	11.0	5.0	7.5	0.6
	300VAC	10.0	11.0	5.0	7.5	0.6
	350VAC	10.0	11.0	5.0	7.5	0.6
0.0015	250VAC	10.0	11.0	5.0	7.5	0.6
	275VAC	10.0	11.0	5.0	7.5	0.6
	300VAC	10.0	11.0	5.0	7.5	0.6
	350VAC	10.0	11.0	5.0	7.5	0.6
0.0018	250VAC	10.0	11.0	5.0	7.5	0.6
	275VAC	10.0	11.0	5.0	7.5	0.6
	300VAC	10.0	11.0	5.0	7.5	0.6
	350VAC	10.0	11.0	5.0	7.5	0.6
0.0022	250VAC	10.0	11.0	5.0	7.5	0.6
	275VAC	10.0	11.0	5.0	7.5	0.6
	300VAC	10.0	11.0	5.0	7.5	0.6
	350VAC	10.0	11.0	5.0	7.5	0.6
0.0027	250VAC	10.0	11.0	5.0	7.5	0.6
	275VAC	10.0	11.0	5.0	7.5	0.6
	300VAC	10.0	11.0	5.0	7.5	0.6
	350VAC	10.0	11.0	5.0	7.5	0.6

容量(uF)	电压	尺寸 (mm)				
		W±0.5	H±0.5	T±0.5	P±1.0	d±0.05
0.0033	250VAC	10.0	11.0	5.0	7.5	0.6
	275VAC	10.0	11.0	5.0	7.5	0.6
	300VAC	10.0	11.0	5.0	7.5	0.6
	350VAC	10.0	11.0	5.0	7.5	0.6
0.0039	250VAC	10.0	15.0	8.0	7.5	0.6
	275VAC	10.0	15.0	8.0	7.5	0.6
	300VAC	10.0	15.0	8.0	7.5	0.6
	350VAC	10.0	15.0	8.0	7.5	0.6
0.001	250VAC	13.0	11.0	5.0	10	0.6
	275VAC	13.0	11.0	5.0	10	0.6
	300VAC	13.0	11.0	5.0	10	0.6
	350VAC	13.0	11.0	5.0	10	0.6
0.0012	250VAC	13.0	11.0	5.0	10	0.6
	275VAC	13.0	11.0	5.0	10	0.6
	300VAC	13.0	11.0	5.0	10	0.6
	350VAC	13.0	11.0	5.0	10	0.6
0.0015	250VAC	13.0	11.0	5.0	10	0.6
	275VAC	13.0	11.0	5.0	10	0.6
	300VAC	13.0	11.0	5.0	10	0.6
	350VAC	13.0	11.0	5.0	10	0.6
0.0018	250VAC	13.0	11.0	5.0	10	0.6
	275VAC	13.0	11.0	5.0	10	0.6
	300VAC	13.0	11.0	5.0	10	0.6
	350VAC	13.0	11.0	5.0	10	0.6
0.0022	250VAC	13.0	12.0	6.0	10	0.6
	275VAC	13.0	12.0	6.0	10	0.6
	300VAC	13.0	12.0	6.0	10	0.6
	350VAC	13.0	12.0	6.0	10	0.6
0.0033	250VAC	13.0	12.0	6.0	10	0.6
	275VAC	13.0	12.0	6.0	10	0.6
	300VAC	13.0	12.0	6.0	10	0.6
	350VAC	13.0	12.0	6.0	10	0.6
0.0039	250VAC	13.0	13.0	7.0	10	0.6
	275VAC	13.0	13.0	7.0	10	0.6
	300VAC	13.0	13.0	7.0	10	0.6
	350VAC	13.0	13.0	7.0	10	0.6

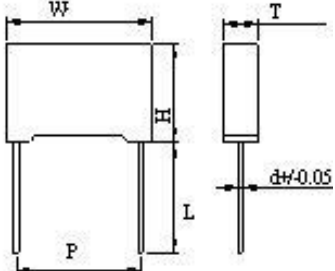
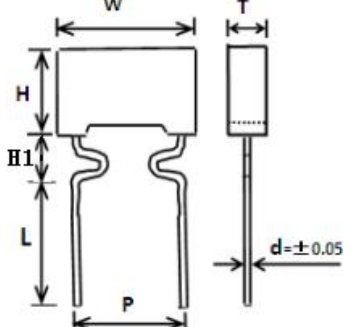
容量(uF)	电压	尺寸 (mm)				
		W±0.5	H±0.5	T±0.5	P±1.0	d±0.05
0.0047	250VAC	13.0	13.0	7.0	10	0.6
	275VAC	13.0	13.0	7.0	10	0.6
	300VAC	13.0	13.0	7.0	10	0.6
	350VAC	13.0	13.0	7.0	10	0.6
0.0056	250VAC	13.0	13.0	7.0	10	0.6
	275VAC	13.0	13.0	7.0	10	0.6
	300VAC	13.0	13.0	7.0	10	0.6
	350VAC	13.0	13.0	7.0	10	0.6
0.0068	250VAC	13.0	14.0	7.0	10	0.6
	275VAC	13.0	14.0	7.0	10	0.6
	300VAC	13.0	14.0	7.0	10	0.6
	350VAC	13.0	14.0	7.0	10	0.6
0.0082	250VAC	13.0	15.0	8.0	10	0.6
	275VAC	13.0	15.0	8.0	10	0.6
	300VAC	13.0	15.0	8.0	10	0.6
	350VAC	13.0	15.0	8.0	10	0.6
0.01	250VAC	13.0	15.0	8.0	10	0.6
	275VAC	13.0	15.0	8.0	10	0.6
	300VAC	13.0	15.0	8.0	10	0.6
	350VAC	13.0	15.0	8.0	10	0.6
0.01	250VAC	18.0	13.5	7.5	15	0.8
	275VAC	18.0	13.5	7.5	15	0.8
	300VAC	18.0	13.5	7.5	15	0.8
	350VAC	18.0	13.5	7.5	15	0.8
0.012	250VAC	18.0	13.5	7.5	15	0.8
	275VAC	18.0	13.5	7.5	15	0.8
	300VAC	18.0	13.5	7.5	15	0.8
	350VAC	18.0	13.5	7.5	15	0.8
0.015	250VAC	18.0	13.5	7.5	15	0.8
	275VAC	18.0	13.5	7.5	15	0.8
	300VAC	18.0	13.5	7.5	15	0.8
	350VAC	18.0	13.5	7.5	15	0.8
0.018	250VAC	18.0	14.5	8.5	15	0.8
	275VAC	18.0	14.5	8.5	15	0.8
	300VAC	18.0	14.5	8.5	15	0.8
	350VAC	18.0	14.5	8.5	15	0.8

容量(uF)	电压	尺寸 (mm)				
		W±0.5	H±0.5	T±0.5	P±1.0	d±0.05
0.022	250VAC	18.0	16.0	10.0	15	0.8
	275VAC	18.0	16.0	10.0	15	0.8
	300VAC	18.0	16.0	10.0	15	0.8
	350VAC	18.0	16.0	10.0	15	0.8
0.027	250VAC	18.0	19.0	11.0	15	0.8
	275VAC	18.0	19.0	11.0	15	0.8
	300VAC	18.0	19.0	11.0	15	0.8
	350VAC	18.0	19.0	11.0	15	0.8
0.033	250VAC	18.0	21.0	12.0	15	0.8
	275VAC	18.0	21.0	12.0	15	0.8
	300VAC	18.0	21.0	12.0	15	0.8
	350VAC	18.0	21.0	12.0	15	0.8
0.039	250VAC	18.0	21.0	12.0	15	0.8
	275VAC	18.0	21.0	12.0	15	0.8
	300VAC	18.0	21.0	12.0	15	0.8
	350VAC	18.0	21.0	12.0	15	0.8
0.047	250VAC	18.0	21.0	12.0	15	0.8
	275VAC	18.0	21.0	12.0	15	0.8
	300VAC	18.0	21.0	12.0	15	0.8
	350VAC	18.0	21.0	12.0	15	0.8
0.047	250VAC	26.0	19.0	10.0	22	0.8
	275VAC	26.0	19.0	10.0	22	0.8
	300VAC	26.0	19.0	10.0	22	0.8
	350VAC	26.0	19.0	10.0	22	0.8
0.056	250VAC	26.0	19.0	10.0	22	0.8
	275VAC	26.0	19.0	10.0	22	0.8
	300VAC	26.0	19.0	10.0	22	0.8
	350VAC	26.0	19.0	10.0	22	0.8
0.068	250VAC	26.0	20.0	11.0	22.5	0.8
	275VAC	26.0	20.0	11.0	22.5	0.8
	300VAC	26.0	20.0	11.0	22.5	0.8
	350VAC	26.0	20.0	11.0	22.5	0.8

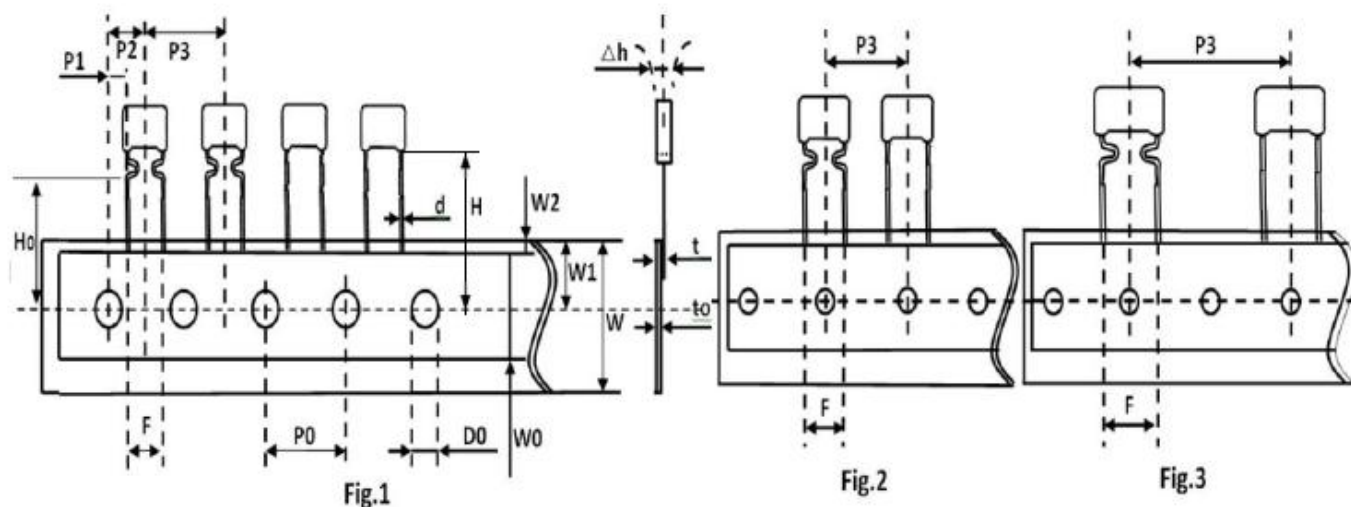
容量(uF)	电压	尺寸 (mm)				
		W±0.5	H±0.5	T±0.5	P±1.0	d±0.05
0.082	250VAC	26.0	21.5	12.0	22.5	0.8
	275VAC	26.0	21.5	12.0	22.5	0.8
	300VAC	26.0	21.5	12.0	22.5	0.8
	350VAC	26.0	21.5	12.0	22.5	0.8
0.1	250VAC	26.0	23.0	13.0	22.5	0.8
	275VAC	26.0	23.0	13.0	22.5	0.8
	300VAC	26.0	23.0	13.0	22.5	0.8
	350VAC	26.0	23.0	13.0	22.5	0.8
0.1	250VAC	31.5	22.0	13.0	27.5	0.8
	275VAC	31.5	22.0	13.0	27.5	0.8
	300VAC	31.5	22.0	13.0	27.5	0.8
	350VAC	31.5	22.0	13.0	27.5	0.8
0.12	250VAC	31.5	22.0	13.0	27.5	0.8
	275VAC	31.5	22.0	13.0	27.5	0.8
	300VAC	31.5	22.0	13.0	27.5	0.8
	350VAC	31.5	22.0	13.0	27.5	0.8
0.15	250VAC	31.5	22.0	13.0	27.5	0.8
	275VAC	31.5	22.0	13.0	27.5	0.8
	300VAC	31.5	22.0	13.0	27.5	0.8
	350VAC	31.5	22.0	13.0	27.5	0.8
0.18	250VAC	31.5	25.0	15.0	27.5	0.8
	275VAC	31.5	25.0	15.0	27.5	0.8
	300VAC	31.5	25.0	15.0	27.5	0.8
	350VAC	31.5	25.0	15.0	27.5	0.8
0.22	250VAC	31.5	26.0	16.0	27.5	0.8
	275VAC	31.5	26.0	16.0	27.5	0.8
	300VAC	31.5	26.0	16.0	27.5	0.8
	350VAC	31.5	26.0	16.0	27.5	0.8
0.27	250VAC	31.5	28.0	18.0	27.5	0.8
	275VAC	31.5	28.0	18.0	27.5	0.8
	300VAC	31.5	28.0	18.0	27.5	0.8
	350VAC	31.5	28.0	18.0	27.5	0.8

容量(uF)	电压	尺寸 (mm)				
		W±0.5	H±0.5	T±0.5	P±1.0	d±0.05
0.33	250VAC	31.5	30.5	22.0	27.5	0.8
	275VAC	31.5	30.5	22.0	27.5	0.8
	300VAC	31.5	30.5	22.0	27.5	0.8
	350VAC	31.5	30.5	22.0	27.5	0.8
0.39	250VAC	41.5	30.0	17.0	37.5	1.0
	275VAC	41.5	30.0	17.0	37.5	1.0
	300VAC	41.5	30.0	17.0	37.5	1.0
	350VAC	41.5	30.0	17.0	37.5	1.0
0.47	250VAC	41.5	34.0	20.5	37.5	1.0
	275VAC	41.5	34.0	20.5	37.5	1.0
	300VAC	41.5	34.0	20.5	37.5	1.0
	350VAC	41.5	34.0	20.5	37.5	1.0
0.56	250VAC	41.5	34.0	20.5	37.5	1.0
	275VAC	41.5	34.0	20.5	37.5	1.0
	300VAC	41.5	34.0	20.5	37.5	1.0
	350VAC	41.5	34.0	20.5	37.5	1.0
0.68	250VAC	41.5	35.5	22.5	37.5	1.0
	275VAC	41.5	35.5	22.5	37.5	1.0
	300VAC	41.5	35.5	22.5	37.5	1.0
	350VAC	41.5	35.5	22.5	37.5	1.0
0.82	250VAC	41.5	36.0	23.0	37.5	1.0
	275VAC	41.5	36.0	23.0	37.5	1.0
	300VAC	41.5	36.0	23.0	37.5	1.0
	350VAC	41.5	36.0	23.0	37.5	1.0
1.0	250VAC	41.5	41.0	27.5	37.5	1.0
	275VAC	41.5	41.0	27.5	37.5	1.0
	300VAC	41.5	41.0	27.5	37.5	1.0
	350VAC	41.5	41.0	27.5	37.5	1.0
1.2	250VAC	41.5	41.0	27.5	37.5	1.0
	275VAC	41.5	41.0	27.5	37.5	1.0
	300VAC	41.5	41.0	27.5	37.5	1.0
	350VAC	41.5	41.0	27.5	37.5	1.0

脚型、脚长说明

脚型	图示	脚长 L(mm)	高度 H1(mm)
长直脚型		① $[2.5 \leq L < 6.0] \pm 0.5$ ② $[6.0 \leq L \leq 10] \pm 1.0$	/
内弯脚型		① $[2.5 \leq L < 6.0] \pm 0.5$ ② $[6.0 \leq L \leq 10] \pm 1.0$	脚距 $P > 10\text{mm}$: $H1 < 6.0\text{mm}$ 脚距 $P \leq 10\text{mm}$: $H1 < 5.0\text{mm}$

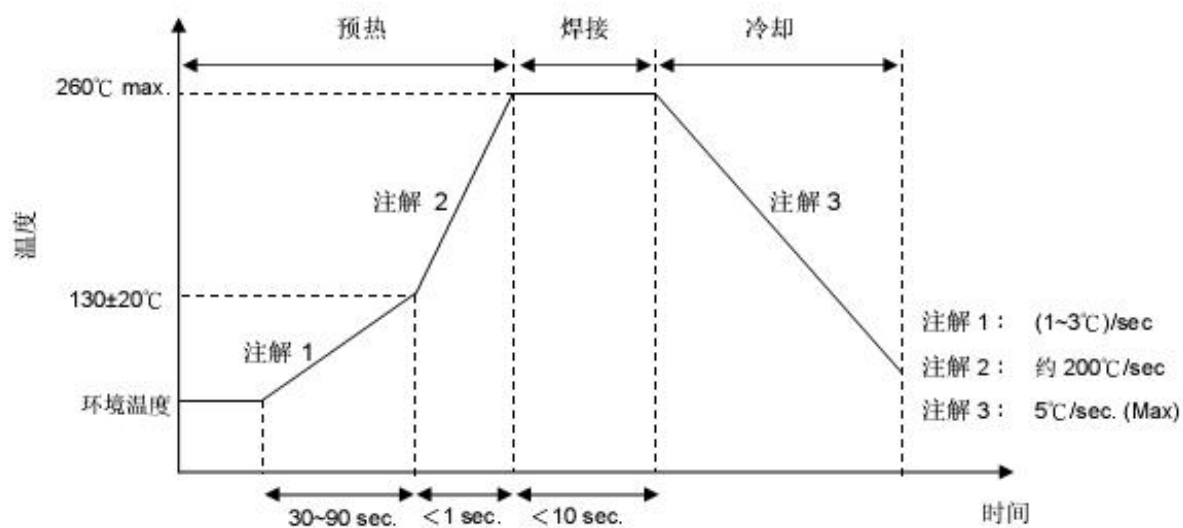
编带尺寸 (mm)



代码	Fig.1	Fig.2	Fig.2	Fig.3	Fig.3	误差
	F=5.0	F=7.5	F=10	F=15	F=20/22.5	
P3	12.7	12.7	12.7	25.4	30.0	±1.0
P2	6.35	/	/	/	/	±1.3
P0	12.7	12.7	12.7	12.7	15.0	±0.3
P1	3.85	/	/	/	/	±0.7
F	5.0	7.5	10.0	15.0	20.0/22.5	±1.0
H	20.0	20.0	20.0	20.0	20.0	±1.0
H0	16.5	16.5	16.5	16.5	16.5	±0.5
Δh	0	0	0	0	0	±2.0
W	18.0	18.0	18.0	18.0	18.0	+1.0/-0.5
W0	12.0	12.0	12.0	12.0	12.0	±1.0
W1	9.0	9.0	9.0	9.0	9.0	±0.5
W2	3.0	3.0	3.0	3.0	3.0	Max
D0	4.0	4.0	4.0	4.0	4.0	±0.3
d	0.5	0.6	0.6	0.8	0.8	±0.05
t	1.0	1.1	1.1	1.4	1.4	±0.2
t0	0.38	0.38	0.38	0.47	0.47	±0.04

焊接条件

波峰焊曲线



烙铁重工焊接条件

项目	标准
烙铁头部温度	360°C (max)
焊接时间	3s (max)
焊接位置与涂层距离	2mm (min)