

Key Features

- Industry Highest Cell Capacity & High Energy
- High voltage response, stable during most of the lifetime of the application
- Reliable Performance
- Child-Safe Markings & Retail Packaging
- Wide operating temperature range (- 20°C / + 60°C)
- Low self-discharge with long operating life (<1% after 1 year of storage at + 20 °C)
- Excellent resistance to corrosion
- Designed to meet all major quality, safety and environment standards:
 - Safety: IEC 60086-4
 - Transport: UN 38.3
 - REACH compliance
 - Quality: ISO 9001, Duracell World Class Continuous Program

Electrical characteristics

- Nominal capacity (15k Ohm Cont., 2.0 V cut-off) 265 mAh
- Open circuit voltage (at + 20 °C) 3.2 V
- Standard Continuous Discharge Current 0.3 mA
- Maximum Continuous Discharge Current 3 mA
- Maximum Pulse Discharge Current at 1 sec 50 mA
- Nominal Energy 745 mWh
- AC Impedance @ 1kHz 11 Ohm

Physical characteristics

- Typical weight 2.92 g (0.10 oz.)
- Li metal content approx. 0.077 g

Operating conditions

- Operating temperature range -20°C to 60°C (-4°F to 140°F)
- Storage temperatures Recommended 5°C to 30°C (41°F to 86°F)



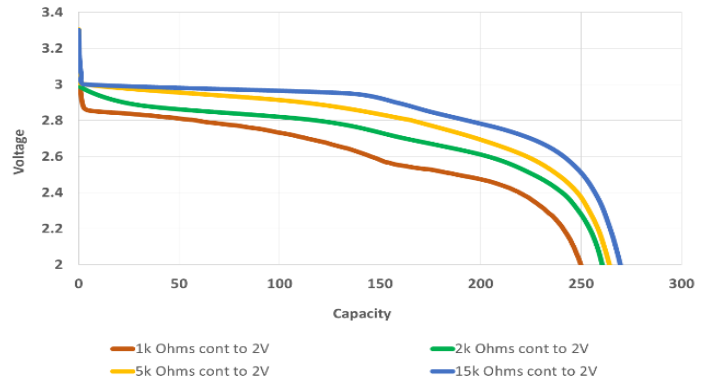
Berkshire Corporate Park
Bethel, CT. 06801 U.S.A.
Telephone: Toll-free 1-800-544-5454
www.duracell.com

Delivered capacity is dependent on the applied load, operating temperature and cut-off voltage. Please refer to the charts and discharge data shown for examples of the energy/service life that the battery will provide for various load conditions.

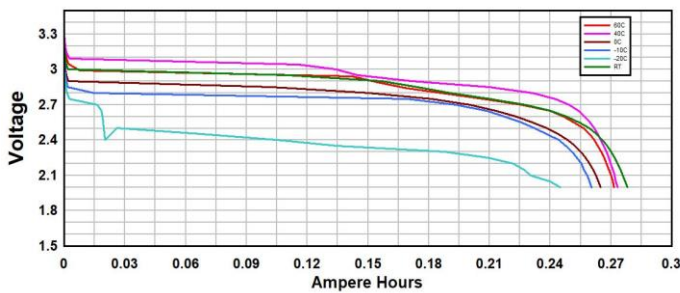
Typical applications

- Medical devices
- Security devices
- Fitness devices
- Watches
- Calculators
- Wireless sensors
- Toys
- Key-Fobs & Trackers

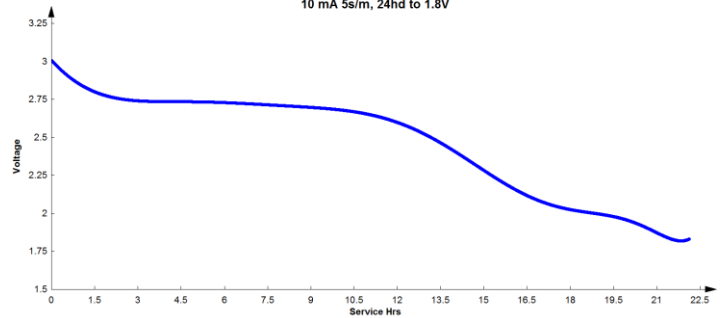
Continuous Discharge Characteristics



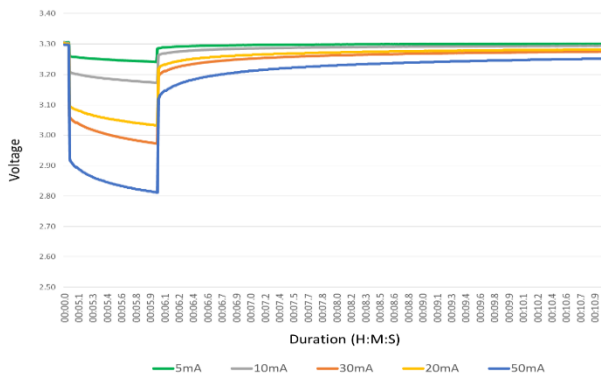
Temperature Discharge 15 kOhm Continuous to 2.0V



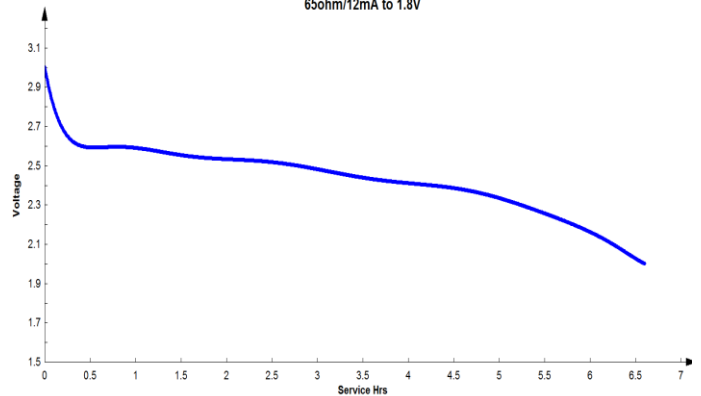
ANSI Key Fob Test 10 mA 5s/m, 24hd to 1.8V



Impedance Under Load



High Resistance Rest 65ohm/12mA to 1.8V



DURACELL®

BATTERIES

Berkshire Corporate Park
Bethel, CT. 06801 U.S.A.
Telephone: Toll-free 1-800-544-5454
www.duracell.com

Delivered capacity is dependent on the applied load, operating temperature and cut-off voltage. Please refer to the charts and discharge data shown for examples of the energy/service life that the battery will provide for various load conditions.

IEC 60086-4

Test	Test designation	Observation
A	Altitude	Pass
B	Thermal cycling	Pass
C	Vibration	Pass
D	Shock	Pass
E	External short circuit	Pass
F	Impact	Pass
G	Crush	Pass
H	Forced discharge	Pass
I	Abnormal charging	Pass
J	Free fall	Pass
K	Thermal Abuse	Pass

Warning

Fire, explosion and burn hazard
Do not recharge, short circuit, crush, disassemble, heat above 100 °C (212 °F), incinerate, or expose contents to water

Warning! Keep batteries away from children!

Always keep your batteries away from children to prevent swallowing. If ingestion does occur, however, be aware that initial symptoms may be similar to other childhood illnesses such as coughing, drooling and discomfort.

Battery ingestion hotline (1-800-498-8666)

Storage

The storage area should be clean, cool (preferably not exceeding +30 °C), dry and ventilated

Cavity Contact Design Recommendation

Duracell's latest safety innovation added to our CR2032 lithium coin batteries is a bitter coating on the back side of the cell. If a child puts a CR2032 lithium coin battery in their mouth, the bitter coating will immediately react with saliva to release a bitter taste which helps discourage swallowing. Duracell recommends device designers and manufacturers avoid placing contacts within 3.2 mm of the perimeter of the negative terminal as shown in Figure 1.

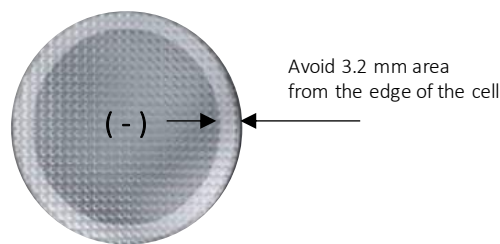


Figure 1

DURACELL®
BATTERIES

Berkshire Corporate Park
Bethel, CT. 06801 U.S.A.
Telephone: Toll-free 1-800-544-5454
www.duracell.com