

Features

- rugged welded case, hermetic
- other standard and custom PLP models available with wide selection of fco

Applications

- test equipment
- lab use
- transmitters/receivers
- military/hi-rel applications

HT-PLP-200+



50Ω DC to 190 MHz

Maximum Ratings

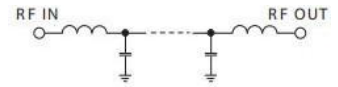
Operating Temperature	-55°C to 100°C
Storage Temperature	-55°C to 100°C
RF Power Input*	0.5W max.

Permanent damage may occur if any of these limits are exceeded.

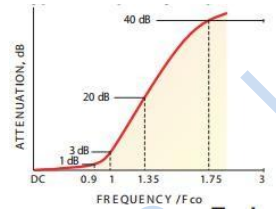
Low Pass Filter Electrical Specifications (T_{AMB}= 25°C)

PASSBAND (MHz)	fco (MHz) Nom.	STOPBAND (MHz)		VSWR (:1)	
		(Loss>20dB)	(Loss>40dB)	Passband Typ.	Stopband Typ.
(loss < 1 dB)	(loss 3 dB)				
DC-190	210	290-390	390-800	1.7	18

electrical schematic



typical frequency response



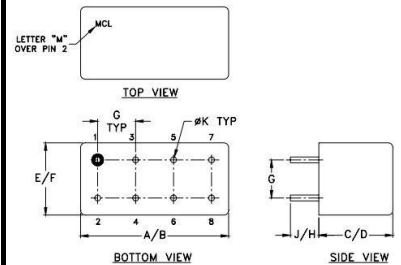
Typical Performance Data at 25°C

Frequency (MHz)	Insertion Loss (dB)		Return Loss (dB)	Frequency (MHz)	Group Delay (nsec)
	x	σ			
10.00	0.08	0.1	28.6	10.00	4.18
37.50	0.12	0.1	30.1	37.50	4.31
67.50	0.15	0.1	32.8	67.50	4.38
95.00	0.26	0.1	18.5	95.00	4.78
122.50	0.43	0.1	14.3	122.50	5.09
150.00	0.39	0.1	17.4	150.00	5.75
190.00	0.58	0.1	21.0	190.00	8.30
200.00	0.96	0.2	13.6	195.00	9.07
210.00	2.52	0.7	5.9	200.00	10.18
220.00	6.01	1.1	2.4	205.00	11.13
240.00	15.07	1.3	0.7	210.00	11.42
250.00	19.34	1.3	0.6	220.00	9.61
260.00	23.25	1.4	0.5	235.00	5.78
280.00	30.20	1.5	0.4	240.00	5.00
290.00	33.33	1.5	0.4	245.00	4.34
300.00	36.17	1.5	0.3	250.00	3.63
320.00	41.60	1.8	0.3	260.00	2.95
370.00	53.41	2.3	0.2	280.00	1.79
380.00	55.00	2.8	0.2	290.00	1.54
385.00	56.23	2.7	0.2	300.00	1.21
390.00	57.87	4.0	0.2	310.00	0.88
490.00	71.86	7.9	0.1	320.00	0.15
550.00	72.71	1.6	0.1	340.00	1.77
602.50	74.42	2.5	0.1	370.00	0.31
660.00	77.14	4.3	0.0	380.00	2.76
715.00	72.38	5.7	0.1	385.00	1.86
750.00	73.49	3.5	0.1	390.00	1.94
780.00	73.91	4.7	0.1	490.00	1.92
790.00	80.33	5.3	0.1	517.50	1.91
800.00	77.51	9.6	0.1	550.00	1.81

Pad Connections

INPUT	1
OUTPUT	8
GROUND	2,3,4,5,6,7
CASE GROUND	2,3,4,5,6,7

Outline Drawing



Outline Dimensions: Unit (mm)

A	19.56	B	20.32	C	9.78
D	10.16	E	9.40	F	10.16
G	5.08	H	5.08	J	3.56
K	0.79	wt			5.2

