

Features

- rugged welded case, hermetic
- other standard and custom PLP models available with wide selection of fco

Applications

- test equipment
- lab use
- transmitters/receivers
- military/hi-rel applications

HT-PLP-150+



50Ω DC to 140 MHz

Maximum Ratings

Operating Temperature -55°C to 100°C

Storage Temperature -55°C to 100°C

RF Power Input* 0.5W max.

Permanent damage may occur if any of these limits are exceeded.

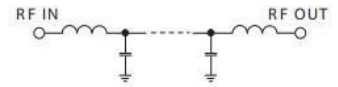
Low Pass Filter Electrical Specifications (T_{AMB}= 25°C)

PASSBAND (MHz)	fco (MHz) Nom.	STOPBAND (MHz)		VSWR (:1)	
		(Loss>20dB)	(Loss>40dB)	Passband Typ.	Stopband Typ.
(loss < 1 dB)	(loss 3 dB)				
DC-140	155	210-300	300-600	1.7	18

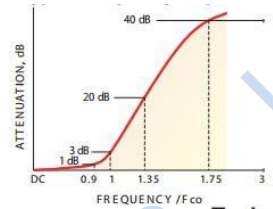
Typical Performance Data at 25°C

Frequency (MHz)	Insertion Loss (dB)		Return Loss (dB)	Frequency (MHz)	Group Delay (nsec)
	x	σ			
10.00	0.12	0.1	21.7	10.00	5.875
50.00	0.20	0.0	18.9	30.00	5.932
70.00	0.19	0.1	31.6	50.00	6.124
87.50	0.30	0.1	18.1	70.00	6.723
107.50	0.34	0.1	19.0	87.50	6.973
127.50	0.43	0.1	21.2	107.50	7.940
140.00	0.59	0.1	18.5	127.50	9.564
147.50	1.11	0.1	11.0	140.00	11.710
155.00	3.27	0.2	4.3	145.00	13.582
165.00	9.15	0.4	1.2	147.50	14.703
180.00	18.50	0.6	0.4	150.00	15.571
195.03	26.35	0.7	0.2	155.00	15.775
200.03	28.70	0.7	0.2	165.00	10.701
205.00	30.89	0.7	0.2	170.00	8.263
210.03	33.01	0.8	0.2	180.00	5.337
220.04	36.90	0.8	0.1	190.00	3.934
240.04	43.83	0.9	0.1	195.00	3.242
260.05	49.92	1.3	0.1	200.00	3.185
270.05	52.20	1.9	0.1	205.00	2.751
290.06	57.13	1.7	0.1	210.00	2.474
300.00	59.12	2.5	0.1	220.00	2.061
320.00	64.42	3.7	0.1	230.00	1.548
360.00	69.97	6.8	0.1	240.00	0.945
462.50	71.43	5.2	0.1	250.00	0.617
502.50	74.26	2.1	0.1	260.00	2.736
522.50	72.73	2.6	0.1	270.00	2.100
540.00	72.69	4.1	0.1	290.00	2.428
560.00	72.65	5.6	0.0	300.00	2.217
590.00	76.20	9.3	0.1	320.00	2.006
600.00	70.55	3.8	0.1	350.00	1.977

electrical schematic



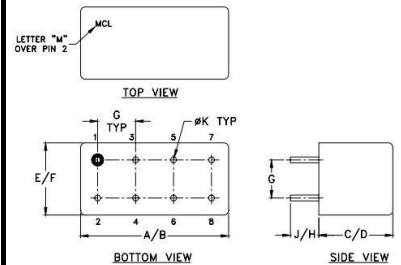
typical frequency response



Pad Connections

INPUT	1
OUTPUT	8
GROUND	2,3,4,5,6,7
CASE GROUND	2,3,4,5,6,7

Outline Drawing



Outline Dimensions: Unit (mm)

A	19.56	B	20.32	C	9.78
D	10.16	E	9.40	F	10.16
G	5.08	H	5.08	J	3.56
K	0.79	wt			5.2

