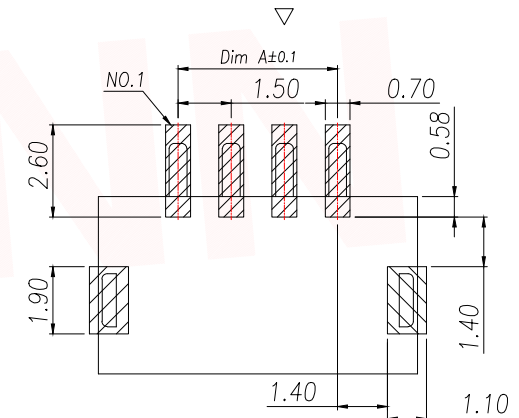


SECTION A-A



RECOMMENDED PCB LAYOUT TOP VIEW (TOLERANCE:±0.05)

SMT SOLDER AREA

PIN	NO.	Dim A	Dim B	Dim C
2	XY-ZH1.5-2A61	1.50	6.00	3.65
3	XY-ZH1.5-3A61	3.00	7.50	5.15
4	XY-ZH1.5-4A61	4.50	9.00	6.65
5	XY-ZH1.5-5A61	6.00	10.50	8.15
6	XY-ZH1.5-6A61	7.50	12.50	9.65
7	XY-ZH1.5-7A61	9.00	13.50	11.15
8	XY-ZH1.5-8A61	10.50	15.50	12.65
9	XY-ZH1.5-9A61	12.50	16.50	14.15
10	XY-ZH1.5-10A61	13.50	18.50	15.65
11	XY-ZH1.5-11A61	15.50	19.50	17.15
12	XY-ZH1.5-12A61	16.50	21.50	18.65
13	XY-ZH1.5-13A61	18.50	22.50	20.15
14	XY-ZH1.5-14A61	19.50	24.50	21.65
15	XY-ZH1.5-15A61	21.50	25.50	23.15
16	XY-ZH1.5-16A61	22.50	27.50	24.65
17	XY-ZH1.5-17A61	24.50	28.50	26.15
18	XY-ZH1.5-18A61	25.50	30.00	27.65
19	XY-ZH1.5-19A61	27.50	31.50	29.15
20	XY-ZH1.5-20A61	28.50	33.00	30.65

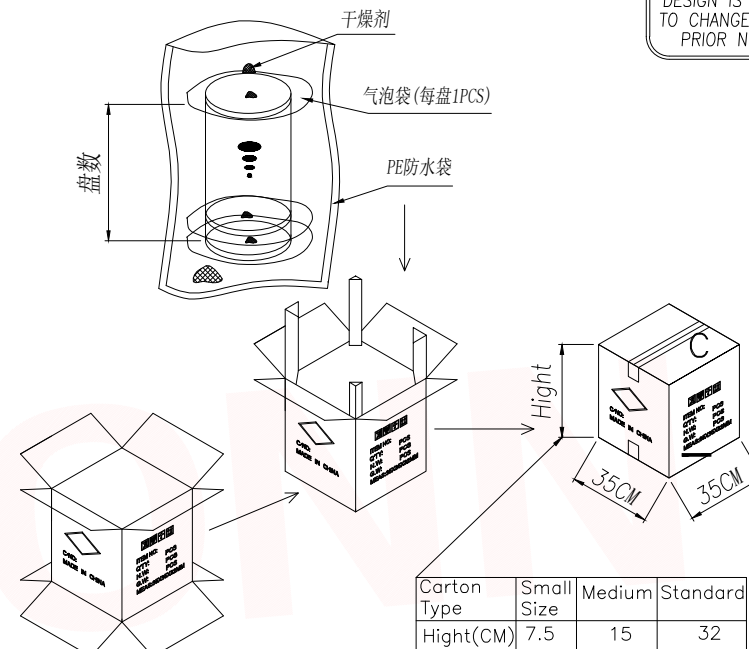
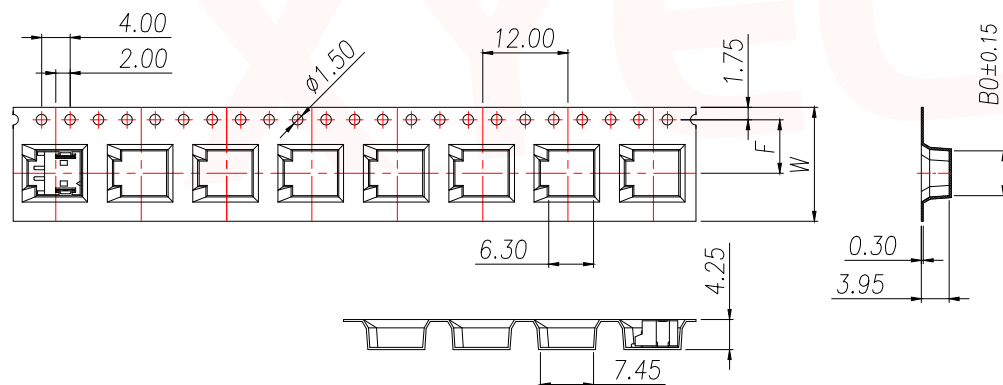
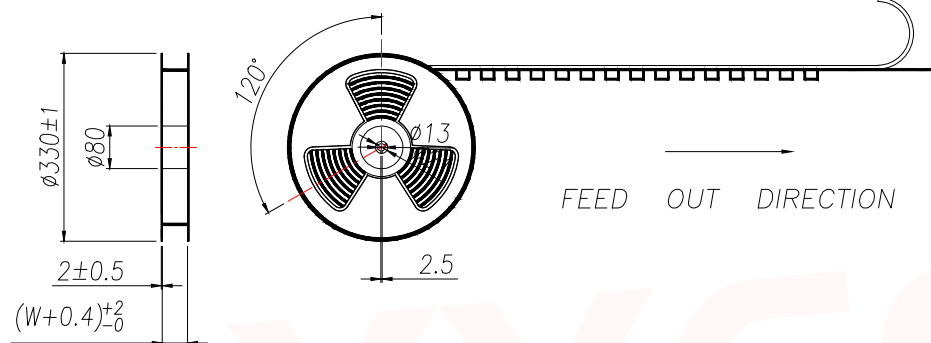
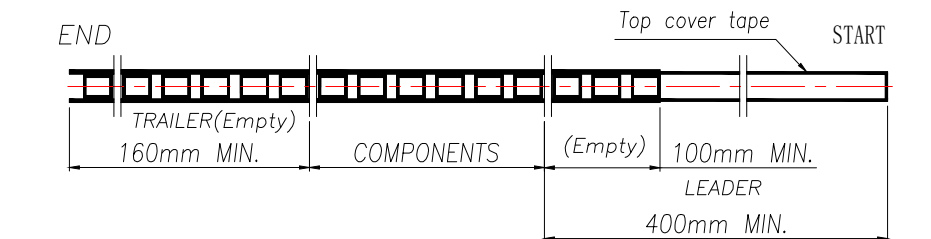
## NOTES::

- Working temp:-25°C~85°C.
- Voltage rating:100V AV/DC(rms)
- Contact resistance:40mΩ max.
- Insulation resistance:500MΩ min
- Current rating:1A AV/DC
- Withstanding Voltage:500V AC/minute
- PIN Retention Force:10N min
- Housing material:LCP UL94-V0,Natural,
- Terminal mater:Brass C2680,  
plating Ni 50u" min , plating Tin 100u"min
- Solder tab material:Brass C2680,  
plating Ni 50u" min , plating Tin 100u"min
- MAJOR DIMENSION:

PRELIMINARY  
DESIGN IS SUBJECT  
TO CHANGE WITHOUT  
PRIOR NOTICE

DIMENSION IN mm		厦门市辛译精密电子有限公司 Xiamen XinYi Xyconn Electronics Co.,Ltd			
TOLERANCE UNLESS OTHERWISE SPECIFIED		APR.	Alex	TITLE: WAFER 1.50mm H3.75mm 90°SMT	
.X±0.35	X.*± 5°	CHK.	Jack	DWG NO. XY-ZH1.5-NA61	
.XX±0.25	.X.*± 3°	PROJ.	Can	CUSTOMER DRAWING	
.XXX±0.15	.XX.*± 1°	SIZE	A4	SCALE	1:1
		SHEET	1/3	REV.	A


PRELIMINARY  
DESIGN IS SUBJECT  
TO CHANGE WITHOUT  
PRIOR NOTICE

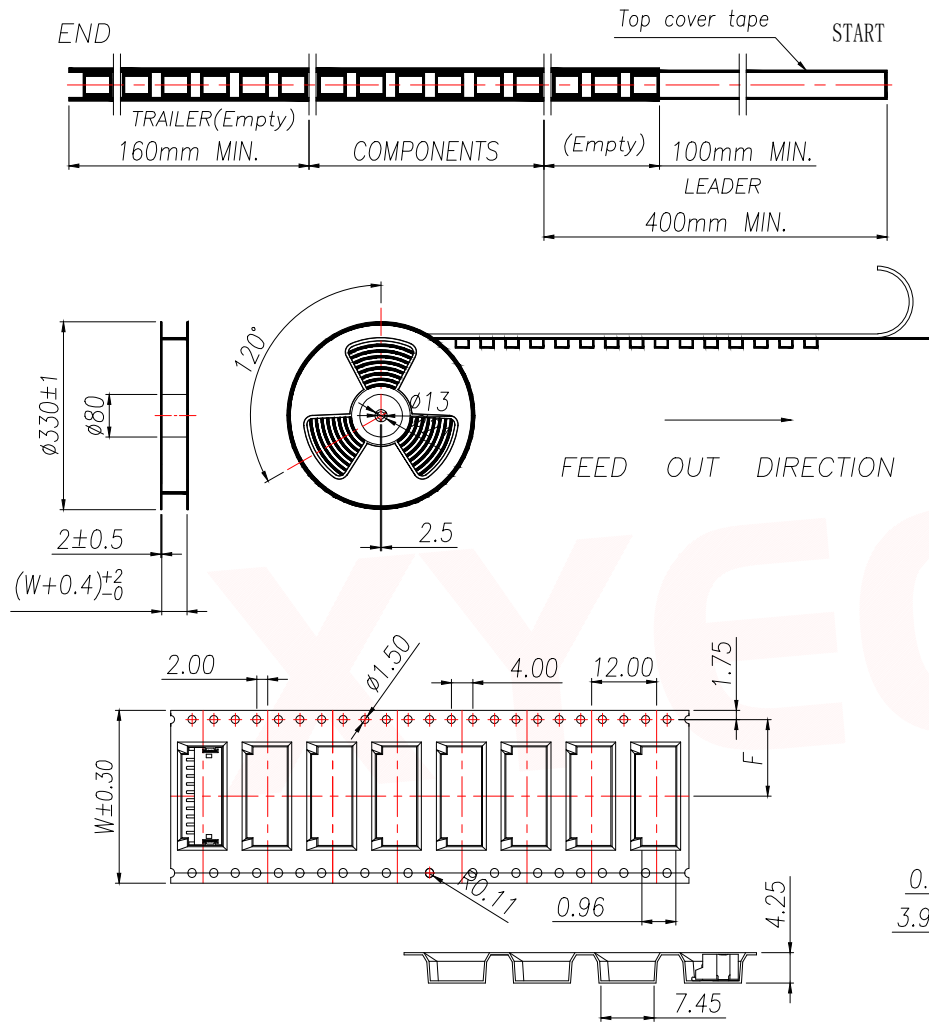


## NOTE:

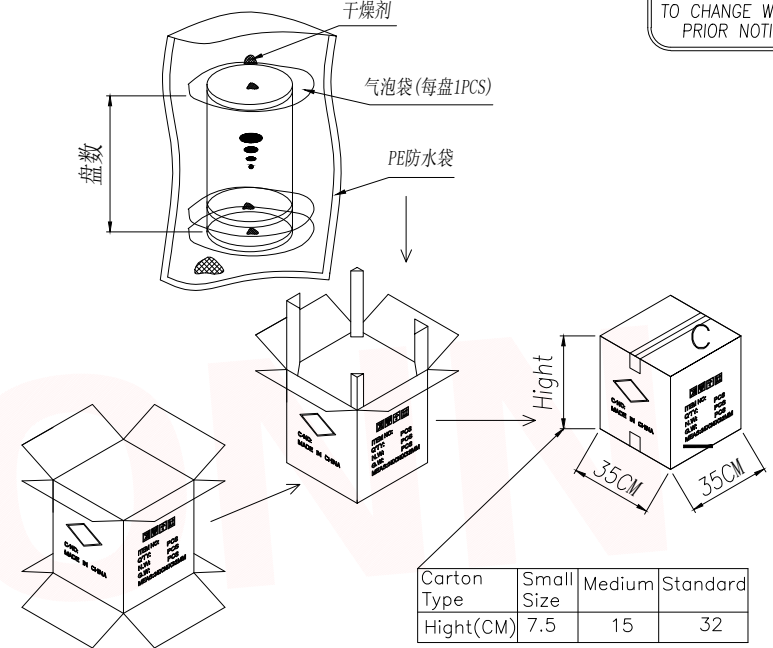
- 1.10 SPROCKET HOLE PITCH CUMULATIVE TOLERANCE  $\pm 0.2$ mm.
- 2.CARRIER CAMBER NOT TO EXCEED 1mm IN 100mm.
- 3.ALL DIMENSIONS MEET EIA-481 REQUIREMENTS.
- 4.MATERIAL: CLEAR ANTISTATIC PS, COLD SEALING.
- 5.THICKNESS:  $0.30 \pm 0.05$ mm.
- 6.PACKING LENGTH PER REEL: 12.5 METERS.
- 7.COMPONENT LOAD PER REEL: 1000 PCS.

PIN	NO.	Dim B0	Dim W	Dim F	PCS/RELL	RELL/CARTON	PCS/CARTON
2	XY-ZH1.5-2A61	6.30	16	7.5	1000	14	14000
3	XY-ZH1.5-3A61	7.80	24	11.5		10	10000
4	XY-ZH1.5-4A61	9.30					
5	XY-ZH1.5-5A61	10.80					
6	XY-ZH1.5-6A61	12.30					
7	XY-ZH1.5-7A61	13.80					
8	XY-ZH1.5-8A61	15.30					

DIMENSION IN mm		厦门市辛译精密电子有限公司 Xiamen XinYi Xyconn Electronics Co.,Ltd			
TOLERANCE UNLESS OTHERWISE SPECIFIED					
.X $\pm 0.35$	X.* $\pm 5^\circ$	APR.	Alex	TITLE: WAFER 1.50mm H3.75mm 90°SMT	
.XX $\pm 0.25$	.X.* $\pm 3^\circ$	CHK.	Jack	DWG NO. XY-ZH1.5-NA61	
.XXX $\pm 0.15$	.XX.* $\pm 1^\circ$	DRA.	Can	PROJ.  CUSTOMER DRAWING	
		SIZE A4	SCALE 1:1	SHEET 2/3	REV. A



PRELIMINARY  
DESIGN IS SUBJECT  
TO CHANGE WITHOUT  
PRIOR NOTICE



## NOTE:

- 1.10 SPROCKET HOLE PITCH CUMULATIVE TOLERANCE  $\pm 0.2\text{mm}$ .
- 2.CARRIER CAMBER NOT TO EXCEED 1mm IN 100mm.
- 3.ALL DIMENSIONS MEET EIA-481 REQUIREMENTS.
- 4.MATERIAL: CLEAR ANTISTATIC PS, COLD SEALING.
- 5.THICKNESS:  $0.30 \pm 0.05\text{mm}$ .
- 6.PACKING LENGTH PER REEL: 12.5 METERS.
- 7.COMPONENT LOAD PER REEL: 1000 PCS.

PIN	NO.	Dim B0	Dim W	Dim F	PCS/RELL	RELL/CARTON	PCS/CARTON
9	XY-ZH1.5-9A61	16.80	32	14.2	1000	8	8000
10	XY-ZH1.5-10A61	18.30					
11	XY-ZH1.5-11A61	19.80					
12	XY-ZH1.5-12A61	21.30					
13	XY-ZH1.5-13A61	22.80	44	20.2		6	6000
14	XY-ZH1.5-14A61	24.30					
15	XY-ZH1.5-15A61	25.80					
16	XY-ZH1.5-16A61	27.30					

DIMENSION IN mm		厦门市辛译精密电子有限公司 Xiamen XinYi Xyconn Electronics Co.,Ltd			
TOLERANCE UNLESS OTHERWISE SPECIFIED					
.X $\pm 0.35$	X.* $\pm 5^\circ$	APR.	Alex	TITLE: WAFER 1.50mm H3.75mm 90°SMT	
.XX $\pm 0.25$	.X.* $\pm 3^\circ$	CHK.	Jack	DWG NO. XY-ZH1.5-NA61	
.XXX $\pm 0.15$	.XX.* $\pm 1^\circ$	DRA.	Can	PROJ.  CUSTOMER DRAWING	
SIZE A4	SCALE 1:1	SHEET 3/3	REV. A		