

LOW VF SCHOTTKY RECTIFIER
Reverse Voltage - 100 V
Forward Current - 20 A
FEATURES

- ◆ Low forward voltage
- ◆ High current capability
- ◆ High forward surge capability
- ◆ Low power losses, High efficiency
- ◆ Guarding for over voltage protection

APPLICATIONS

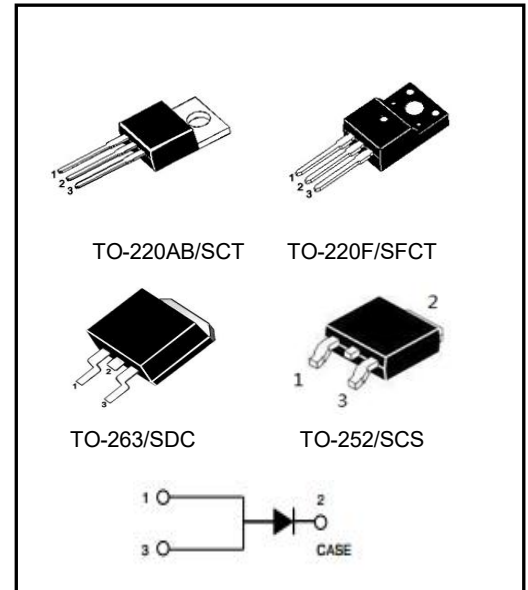
Low VF Schottky barrier rectifier are designed for high frequency, miniature switched mode power supplies such as adapters ,lighting and on-board DC/DC conerters

MECHANICAL DATA

- ◆ Case: Molded plastic
- ◆ Polarity: As marked
- ◆ Mounting Position: Any
- ◆ Molded Plastic: UL Flammability Classification Rating 94V-0
- ◆ Lead free in compliance with EU RoHS 2011/65/EU directive
- ◆ Solder bath temperature 275°C maximum,10s per JESD 22-B106

Primary Characteristic

I_o	20A
V_{RRM}	100V
I_{FSM}	230A
V_F	0.58V
T_J Max	150°C


Maximum Ratings (Per Leg) at Ta=25°C unless otherwise specified

Characteristics	Symbol	Value	Unit
Maximum Repetitive Peak Reverse Voltage	V_{RRM}	100	V
Working Peak Reverse Voltage	V_{RWM}	70	V
Maximum DC Blocking Voltage	V_{DC}	100	V
Maximum Average Forward Rectified Current	I_o	20	A
Peak Forward Surge Current,8.3 ms Single Half Sine-wave Superimposed on Rated Load (JEDEC method)	I_{FSM}	230	A
Operating Temperature Range	T_J	150	°C
Storage Temperature Range	T_{STG}	-40 to +150	°C
Typical Thermal Resistance (Note1) TO-220AB,TO-263 TO-220F	R_{θJC}	2 4	°C/W

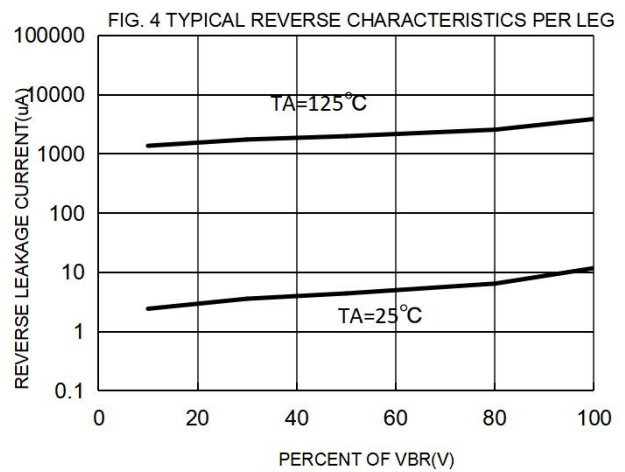
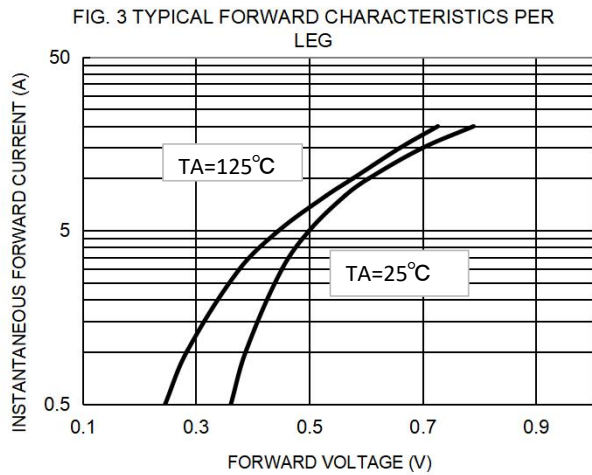
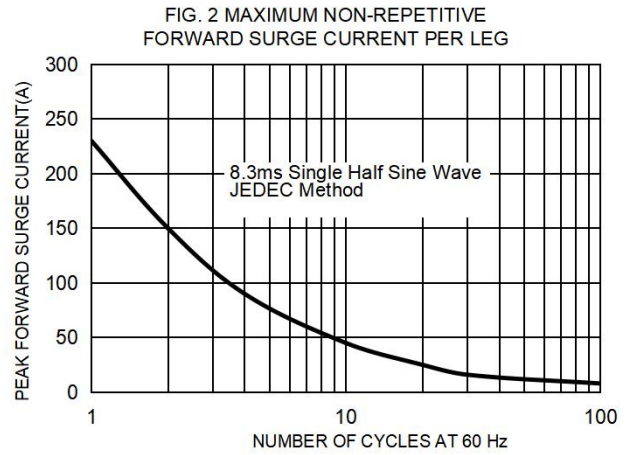
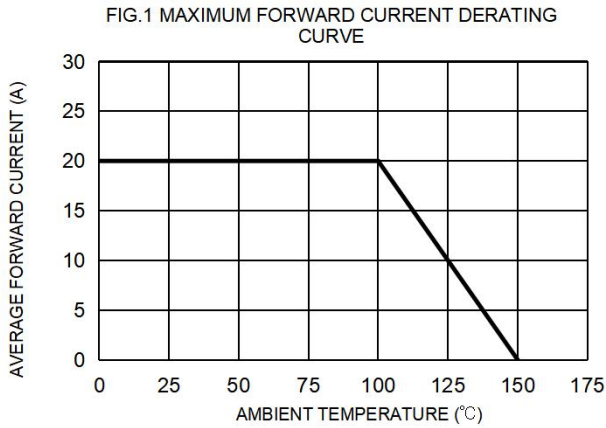
Note1: Thermal resistance from Junction to case per leg mounted on heatsink.

Electrical Characteristics (Per Leg) unless otherwise specified

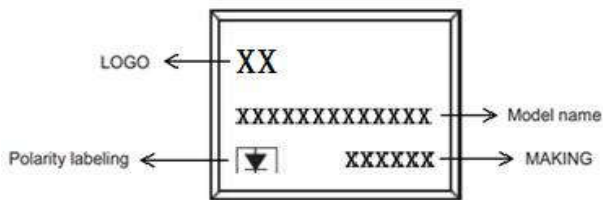
Characteristics	Symbol	Value	Unit
Forward Voltage Drop(Note2)		Typ.	Max.
at I _F =3A	TA=25°C	0.45	-
	TA=125°C	0.38	-
at I _F =5A	TA=25°C	0.50	0.55
	TA=125°C	0.45	-
at I _F =10A	TA=25°C	0.60	0.65
	TA=125°C	0.58	-
Maximum Reverse Current at V _R =100V	TA=25°C	11.8	30
	TA=125°C	3.88	-

Note2:Pulse test: 300 μs pulse width, 1 % duty cycle

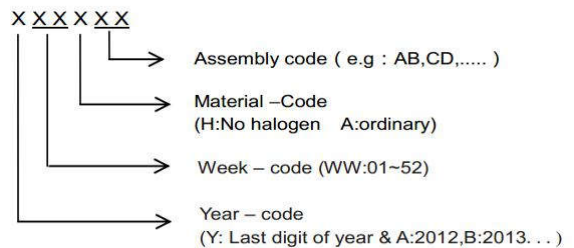
RATINGS AND CHARACTERISTIC CURVES



Marking On The Body



MAKING:



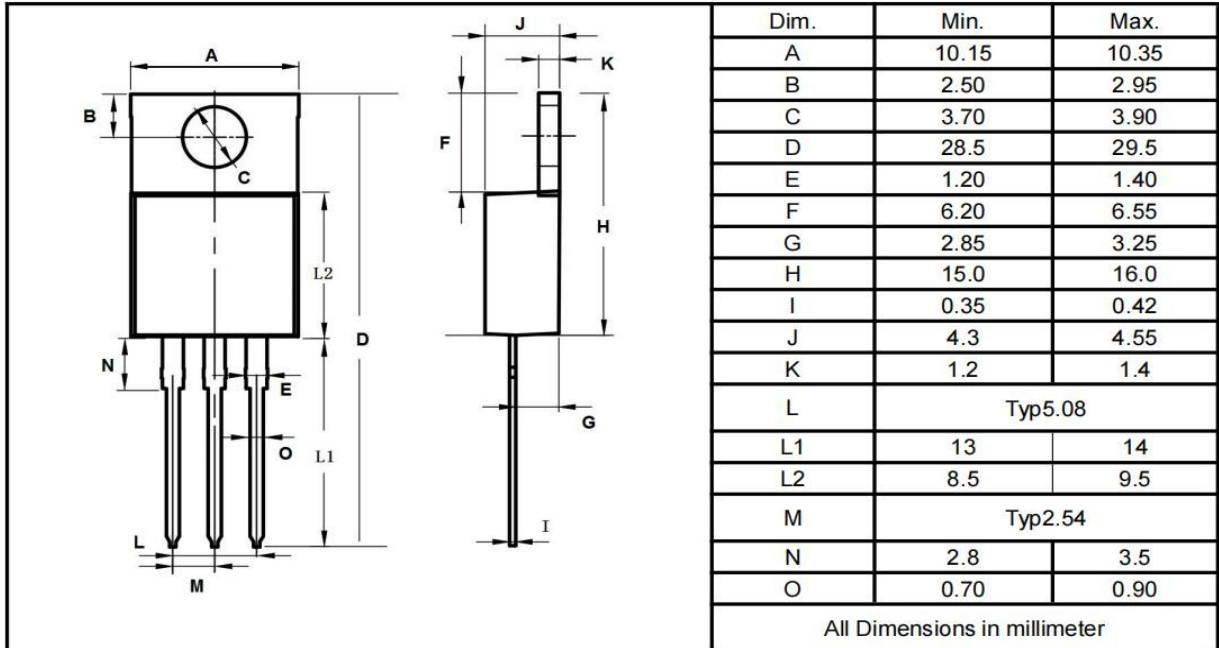
Ordering information

Part Number	Package	Unit Weight	Base Quantity	Delivery mode
SRT20L100SCT	TO-220AB	0.07oz(1.96g)	50 pcs / tube	1000pcs/box 5000pcs/carton
SRT20L100SFCT	TO-220F	0.06oz(1.74g)	50 pcs / tube	1000pcs/box 5000pcs/carton
SRT20L100SDC-R	TO-263	0.04oz(1.16g)	800 pcs / reel	1600pcs/box 8000pcs/carton
SRT20L100SCS	TO-252	0.011oz(0.32g)	2500 pcs / reel	5000pcs/box 25000pcs/carton

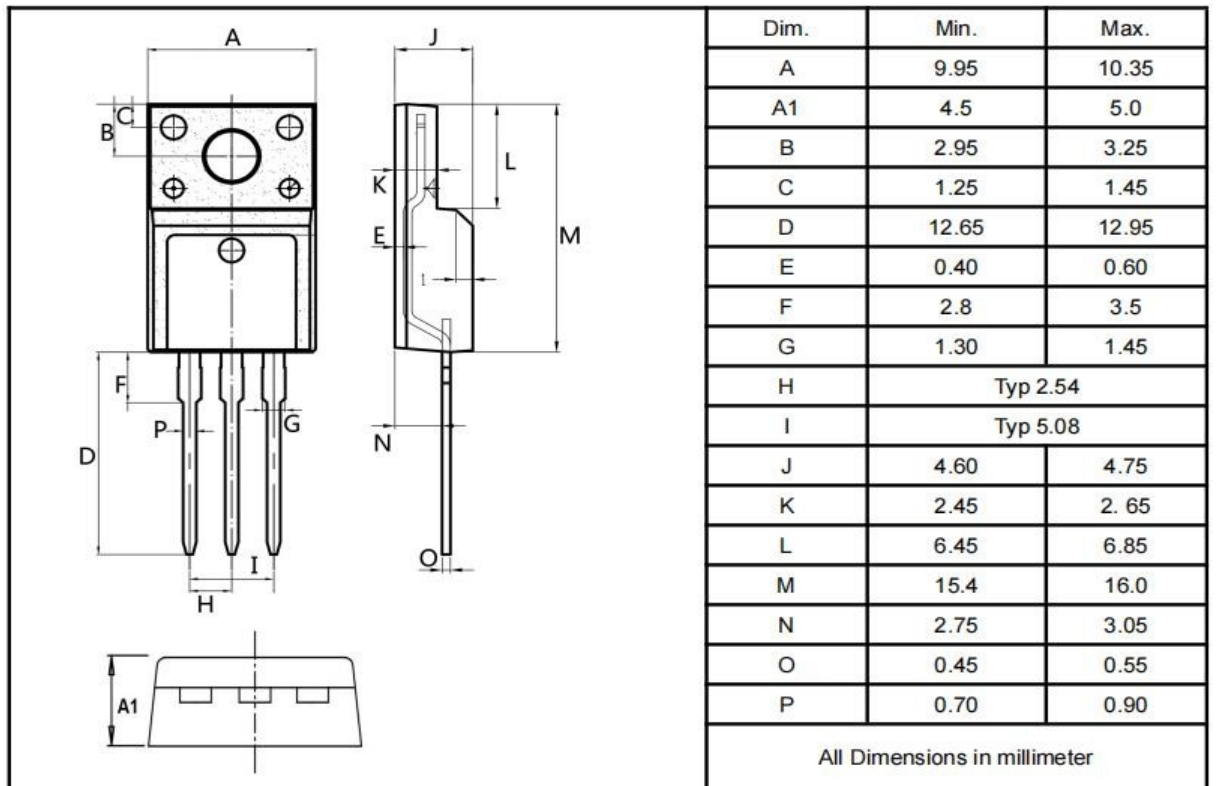
Note: For Halogen Free molding compound, add "H" suffix to part number above.

Package Outline Dimensions millimeters

TO-220AB

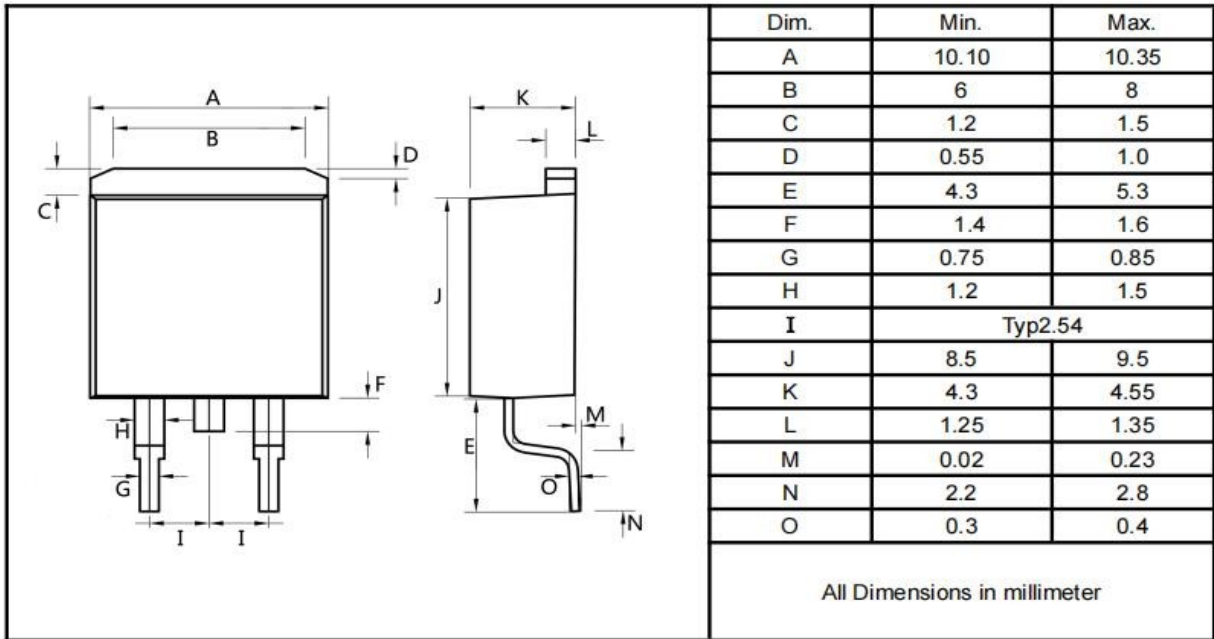


TO-220F



Package Outline Dimensions millimeters

TO-263



TO-252

