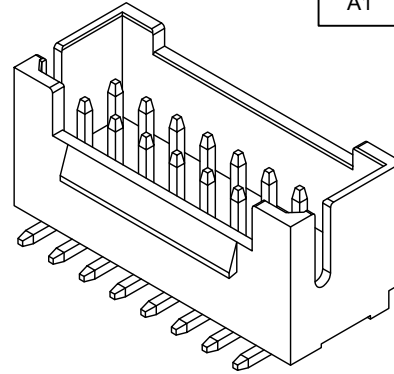
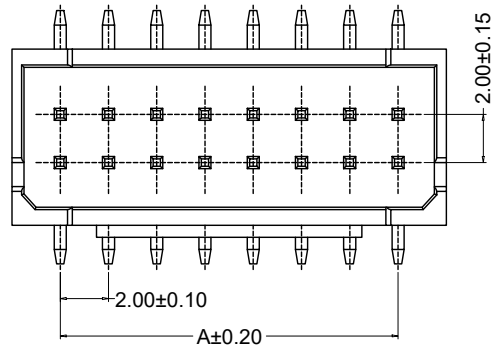


# RoHS

REV	ECN NO.	DESCRIPTION	DESIGN	APPROVAL	DATE
A1	NEW	更换图框			2023.11.25

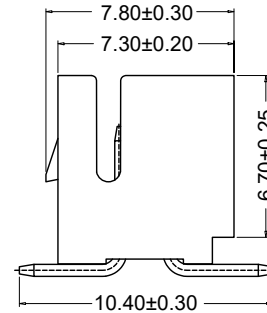
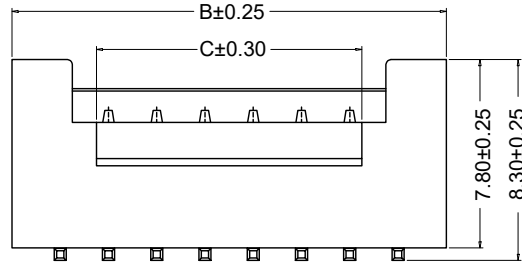


### SPECIFICATIONS

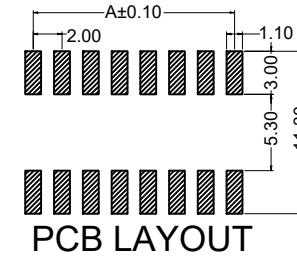
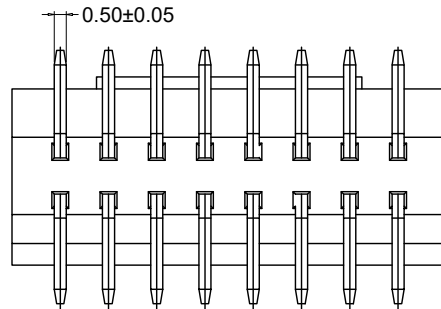
1. Voltage rating: 250V AC, DC
2. Current rating: 3A, AC, DC
3. Withstanding Voltage: 1000V AC/minute
4. Insulation resistance: 800MΩ min
5. Temperature range: -25°C~+85°C
6. Contact resistance: 20mΩ max

WAFER  
Housing Material: LCP UL 94V0  
Pin Material: Brass  
Contact Area Plating: Plated Tin or Plated Gold  
Mates with :P2026 series Housing  
Poles:04-60P  
Part No.: M2026VS-xxP

Pin位数



编号	尺寸(mm)		
	A	B	C
M2026VS-2x02P	2.00	6.00	3.00
M2026VS-2x03P	4.00	8.00	3.00
M2026VS-2x04P	6.00	10.00	3.00
M2026VS-2x05P	8.00	12.00	5.00
M2026VS-2x06P	10.00	14.00	7.00
M2026VS-2x07P	12.00	16.00	9.00
M2026VS-2x08P	14.00	18.00	11.00
M2026VS-2x09P	16.00	20.00	13.00
M2026VS-2x10P	18.00	22.00	15.00
M2026VS-2x11P	20.00	24.00	17.00
M2026VS-2x12P	22.00	26.00	19.00
M2026VS-2x13P	24.00	28.00	21.00
M2026VS-2x14P	26.00	30.00	23.00
M2026VS-2x18P	34.00	38.00	31.00
M2026VS-2x20P	38.00	42.00	35.00
M2026VS-2x22P	42.00	46.00	39.00



X.±0.50	X.°±	PART NO: M2026VS-2xXXP		<b>XFCN</b> 兴飞连接器		
.X±0.25	.X°±	TITLE: 2.00mm Crimp Style Connectors				
.XX±0.15	.XX°±	UNITS: mm		www.xfconn.com		
.XXX±0.10	.XXX°±	THESE DRAWINGS AND SPECIFICATIONS ARE THE PROPERTY OF XFCN AND SHALL NOT BE REPRODUCED, COPIED OR CUED IN ANY MANNER WITHOUT THE PRIOR WRITTEN CONSENT OF XFCN		DWG NO: /		
		APPD		VIEW		
		CHKD		SCALE	SHEET	REV
		DRAW	Wang	NONE	1:1	A1
		DATE	2023.11.25			