




Connectors > PCB Connectors > PCB Headers & Receptacles



PCB Connector Assembly Type: **PCB Mount Header**
PCB Mount Orientation: **Vertical**
Connector System: **Board-to-Board**
Number of Positions: **12**
Number of Rows: **1**

Features

Product Type Features

PCB Connector Assembly Type	PCB Mount Header
Connector System	Board-to-Board
Header Type	Partially Shrouded
Sealable	No
Connector & Contact Terminates To	Printed Circuit Board

Configuration Features

Connector Contact Load Condition	Fully Loaded
PCB Mount Orientation	Vertical
Number of Positions	12
Number of Rows	1

Electrical Characteristics

Dielectric Withstanding Voltage (Max)	750 V
---------------------------------------	-------

Body Features

Connector Profile	Standard
-------------------	----------



Primary Product Color	Black
Contact Features	
PCB Contact Termination Area Plating Material Thickness	3.5 µm
Contact Shape & Form	Round
Contact Mating Area Plating Material Finish	Bright
PCB Contact Termination Area Plating Material	Tin
Contact Base Material	Phosphor Bronze
Contact Mating Area Plating Material	Tin
Contact Type	Pin
Termination Features	
Termination Post & Tail Length	3.5 mm[.138 in]
Termination Method to Printed Circuit Board	Through Hole - Solder
Mechanical Attachment	
Mating Retention	With
Panel Mount Feature	Without
Mating Alignment	With
Mating Alignment Type	Polarization
PCB Mount Retention	Without
PCB Mount Alignment	Without
Connector Mounting Type	Board Mount
Housing Features	
Centerline (Pitch)	2.54 mm[.1 in]
Housing Material	Thermoplastic
Dimensions	
Row-to-Row Spacing	2.54 mm[.1 in]
Usage Conditions	
Housing Temperature Rating	Standard
Operating Temperature Range	-65 – 105 °C[-85 – 221 °F]
Operation/Application	
Circuit Application	Power & Signal
Packaging Features	



Packaging Quantity	500
Packaging Type	Box, Carton

Product Compliance

For compliance documentation, visit the product page on TE.com>

EU RoHS Directive 2011/65/EU	Compliant
EU ELV Directive 2000/53/EC	Compliant
China RoHS 2 Directive MIIT Order No 32, 2016	No Restricted Materials Above Threshold
EU REACH Regulation (EC) No. 1907/2006	Current ECHA Candidate List: JUNE 2023 (235) Candidate List Declared Against: JUNE 2023 (235) Does not contain REACH SVHC
Halogen Content	Not Low Halogen - contains Br or Cl > 900 ppm.
Solder Process Capability	Wave solder capable to 265°C

Product Compliance Disclaimer

This information is provided based on reasonable inquiry of our suppliers and represents our current actual knowledge based on the information they provided. This information is subject to change. The part numbers that TE has identified as EU RoHS compliant have a maximum concentration of 0.1% by weight in homogenous materials for lead, hexavalent chromium, mercury, PBB, PBDE, DBP, BBP, DEHP, DIBP, and 0.01% for cadmium, or qualify for an exemption to these limits as defined in the Annexes of Directive 2011/65/EU (RoHS2). Finished electrical and electronic equipment products will be CE marked as required by Directive 2011/65/EU. Components may not be CE marked. Additionally, the part numbers that TE has identified as EU ELV compliant have a maximum concentration of 0.1% by weight in homogenous materials for lead, hexavalent chromium, and mercury, and 0.01% for cadmium, or qualify for an exemption to these limits as defined in the Annexes of Directive 2000/53/EC (ELV). Regarding the REACH Regulation, the information TE provides on SVHC in articles for this part number is based on the latest European Chemicals Agency (ECHA) 'Guidance on requirements for substances in articles' posted at this URL: <https://echa.europa.eu/guidance-documents/guidance-on-reach>


Compatible Parts



Also in the Series | AMPMODU Headers



Connector Caps & Covers(1)




Connector Contacts(64)



Connector Hardware(2)



PCB Headers & Receptacles(4442)




Wire-to-Board Connector Assemblies & Housings(5)


Customers Also Bought



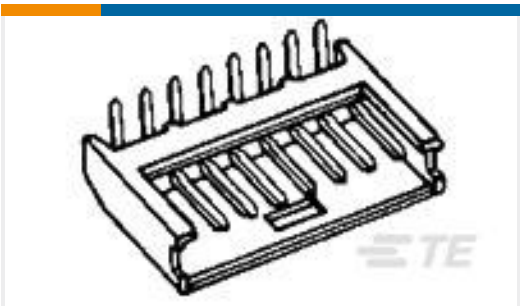
TE Part #5-2176070-2
3521 1K3 1% 2W



TE Part #280372-1
6P AMPMODU II SHRD HDR, ST, TIN



TE Part #280370-1
2P AMPMODU II SHRD HDR, ST, TIN



TE Part #280377-1
2P AMPMODU II SHRD HDR, RT ANG, TIN




TE Part #1-1452691-2
TAB 2,3X0,64 W.ACTION PIN



TE Part #1379114-2
Signal Header



TE Part #4-1393659-7
V42254B1202R963=PC612 MESSERLE



TE Part #280508-1
9P AMPMODU II SHRD HDR, ST, TIN



TE Part #3-2176243-2
CRGS0603 5% 390R

Documents



CAD Files

3D PDF

3D

Customer View Model

ENG_CVM_CVM_280520-1_U_c-280520-1-u.2d_dxf.zip

English

Customer View Model

ENG_CVM_CVM_280520-1_U_c-280520-1-u.3d_igs.zip

English

Customer View Model

ENG_CVM_CVM_280520-1_U_c-280520-1-u.3d_stp.zip

English

By downloading the CAD file I accept and agree to the [Terms and Conditions](#) of use.

Product Environmental Compliance

MD_280520-1_01252017839_dmtec

English

MD_280520-1_01252017839_dmtec

English