




| S1 TWIN RELAY SERIES

UL APPROVED* MINIATURE HIGH VOLTAGE RELAY



The S1-TWIN switch relay series is a miniature high voltage single-in-line reed relay with two reed switches for applications where space saving is a prime consideration.

The coil pins are positioned near the center of the relay while the contact pins are near the ends to give improved isolation between the high voltage contacts and the low voltage coil.

Features

- Single-in-line package
- 1.5kV Isolation Voltage across contacts
- Isolation Voltage 1.5kV contact to coil
- 1.3A carry current
- Up to 1000V switching voltage

Please refer to this document for circuit design notes:

<https://www.cynergy3.com/blog/reed-relay-application-notes>

Custom versions can be made for particular applications.

Please contact Sensata with your requirements.

*Consult factory for UL ratings

These products have been UL approved for use as per pollution degree 2 classification. If you require further information as to how this may affect product usage, please contact c3w_sales@sensata.com.



SPECIFICATIONS

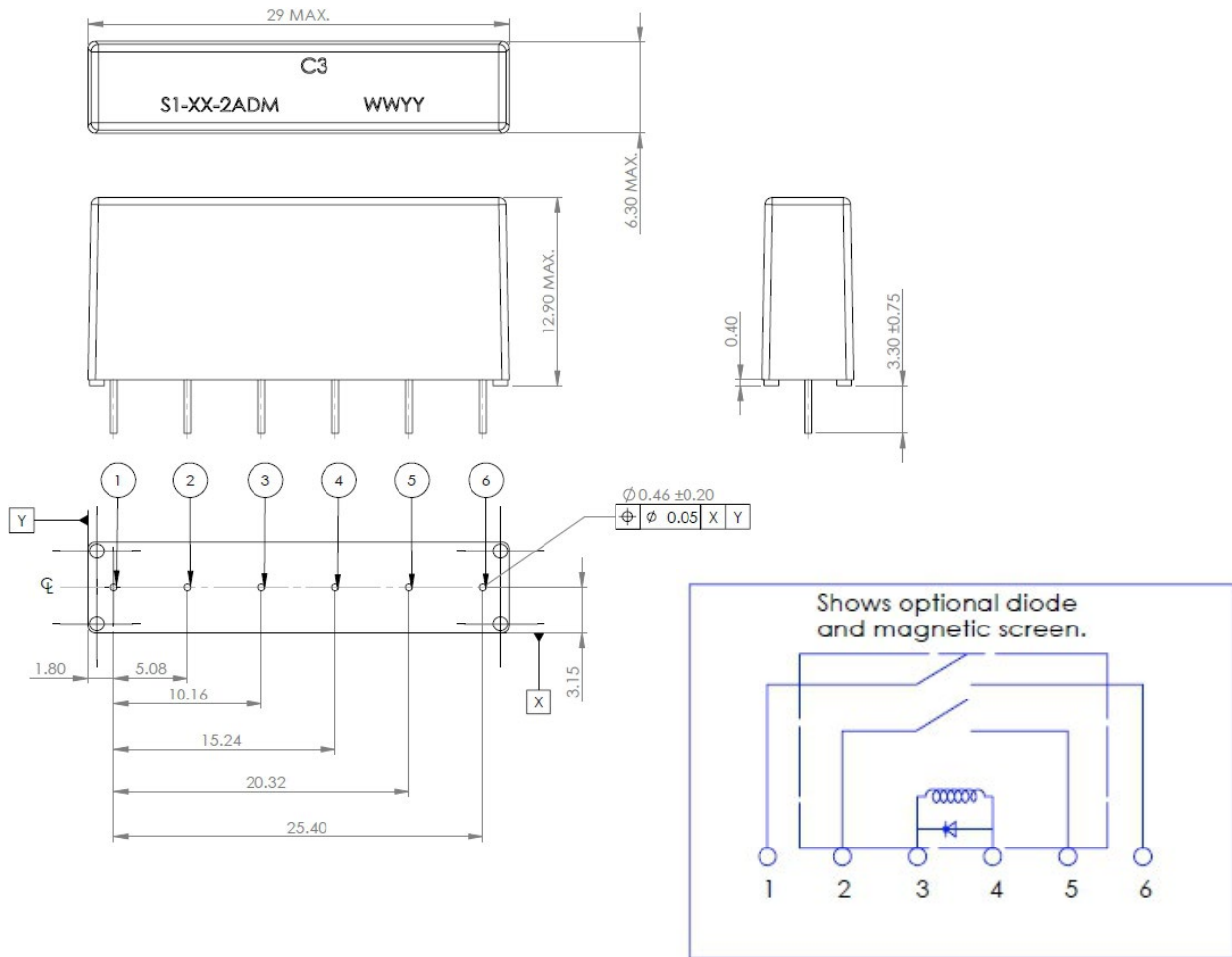
Contact	Condition	
Switch Action		2 x SPST (Form A)
Material		Rhodium
Isolation Across Contacts	kV DC or AC peak	1.5
Switching Power Max.	W	10
Switching Voltage Max.	V DC	1000
Switching Current Max.	A DC	0.5
Carry Current Max	A DC	1.3
Capacitance Across Contacts	pF coil to screen grounded	0.2
Contact Resistance	mΩ max	120
Insulation Resistance	Ω min (typical)	10 ¹²

Coil (at 20°C)	Condition	5V coil	12V coil	24V coil
Must Operate Voltage	V DC	3.75	9	18
Must Release Voltage	V DC	0.5	1.2	2.4
Operate Time (Max)	ms diode fitted	0.75	0.75	0.75
Release Time (Max)	ms diode fitted	0.3	0.3	0.3
Resistance	Ω ($\pm 10\%$)	250	780	2000
Relay				
Isolation Contact/Coil	kV DC	1.5		
Environmental Conditions				
Operating Temperature Range	°C	-40 to +85		
Storage Temperature Range	°C	-40 to +100		
Shock - EN60068-2-27 11ms Half sine 50g. MIL-STD-202G Method 213B, Test condition A.				
Vibration - EN60068-2-6 Sine vibration 20g peak 10Hz to 2000Hz. MIL-STD-202G Method 204D, Test condition D.				



DIMENSIONS

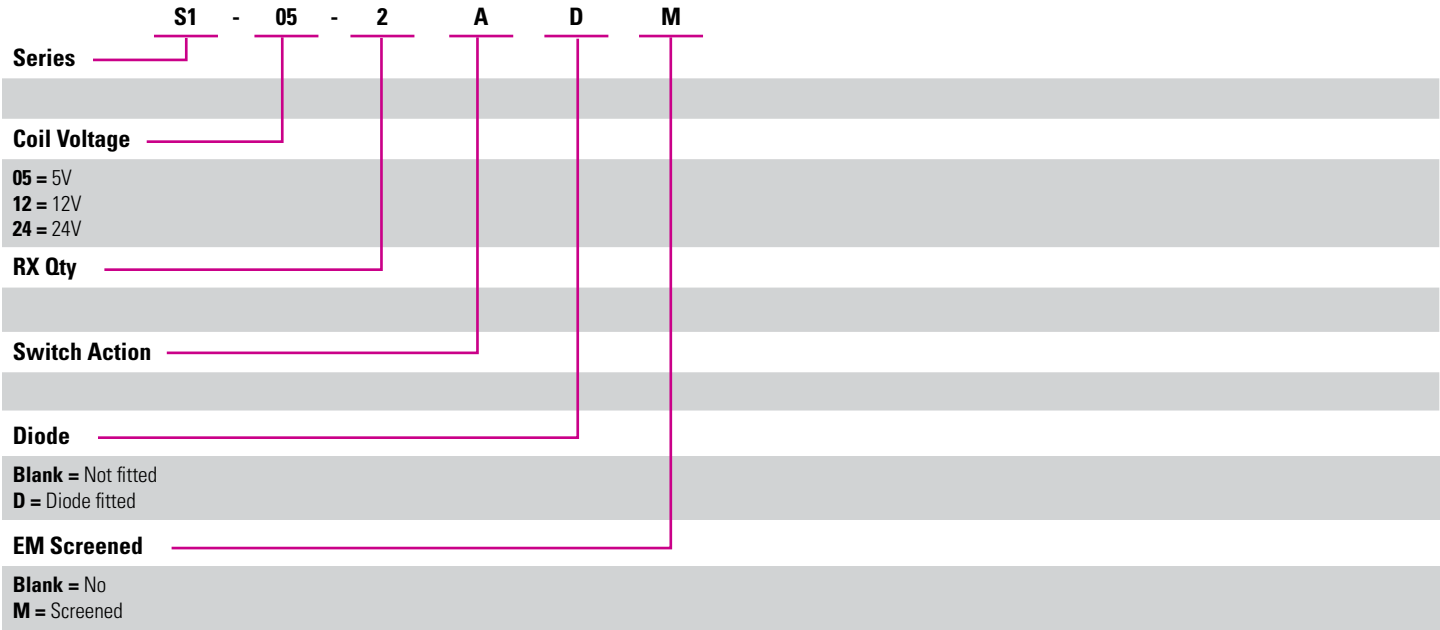
All dimensions are in millimeters.





ORDERING OPTIONS

Example : S1-05-2ADM



Made in the UK

Datasheets provided by Sensata Technologies, Inc., its subsidiaries and/or affiliates (“Sensata”) are solely intended to assist third parties (“Buyers”) who are developing systems that incorporate Sensata products (also referred to herein as “components”). Buyer understands and agrees that Buyer remains responsible for using its independent analysis, valuation, and judgment in designing Buyer’s systems and products. Sensata datasheets have been created using standard laboratory conditions and engineering practices. Sensata has not conducted any testing other than that specifically described in the published documentation for a particular datasheet. Sensata may make corrections, enhancements, improvements, and other changes to its datasheets or components without notice.

Buyers are authorized to use Sensata datasheets with the Sensata component(s) identified in each particular datasheet. HOWEVER, NO OTHER LICENSE, EXPRESS OR IMPLIED, BY ESTOPPEL OR OTHERWISE TO ANY OTHER SENSATA INTELLECTUAL PROPERTY RIGHT, AND NO LICENSE TO ANY THIRD PARTY TECHNOLOGY OR INTELLECTUAL PROPERTY RIGHT, IS GRANTED HEREIN. SENSATA DATASHEETS ARE PROVIDED “AS IS”. SENSATA MAKES NO WARRANTIES OR REPRESENTATIONS WITH REGARD TO THE DATASHEETS OR USE OF THE DATASHEETS, EXPRESS, IMPLIED, OR STATUTORY, INCLUDING ACCURACY OR COMPLETENESS. SENSATA DISCLAIMS ANY WARRANTY OF TITLE AND ANY IMPLIED WARRANTIES OF MERCHANTABILITY, FITNESS FOR A PARTICULAR PURPOSE, QUIET ENJOYMENT, QUIET POSSESSION, AND NON-INFRINGEMENT OF ANY THIRD PARTY INTELLECTUAL PROPERTY RIGHTS WITH REGARD TO SENSATA DATASHEETS OR USE THEREOF.

All products are sold subject to Sensata’s terms and conditions of sale supplied at www.sensata.com. SENSATA ASSUMES NO LIABILITY FOR APPLICATIONS ASSISTANCE OR THE DESIGN OF BUYERS’ PRODUCTS. BUYER ACKNOWLEDGES AND AGREES THAT IT IS SOLELY RESPONSIBLE FOR COMPLIANCE WITH ALL LEGAL, REGULATORY, AND SAFETY-RELATED REQUIREMENTS CONCERNING ITS PRODUCTS, AND ANY USE OF SENSATA COMPONENTS IN ITS APPLICATIONS, NOTWITHSTANDING ANY APPLICATIONS-RELATED INFORMATION OR SUPPORT THAT MAY BE PROVIDED BY SENSATA.

Mailing Address: Sensata Technologies, Inc., 529 Pleasant Street, Attleboro, MA 02703, USA.

CONTACT US

+44 (0)1202 897969
 support@sensata.com
 Cynergy3 Components Ltd.
 7 Cobham Road,
 Ferndown Industrial Estate,
 Wimborne, Dorset,
 BH21 7PE, United Kingdom