

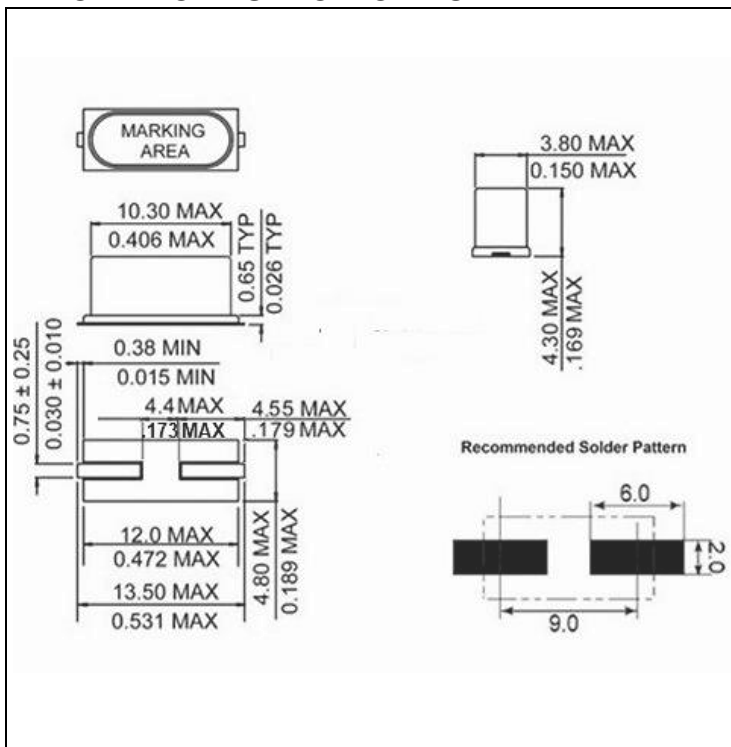
## SPECIFICATIONS

PARAMETER	VALUE
NOMINAL FREQUENCY	16.384 MHz
MODE OF OSCILLATION	Fundamental
FREQUENCY TOLERANCE AT 25°C	±20 ppm max
FREQUENCY STABILITY OVER TEMPERATURE	±20 ppm max
OPERATING TEMPERATURE RANGE	-40°C to +85°C
STORAGE TEMPERATURE RANGE	-55°C to +125°C
AGING	±5 ppm first year max
LOAD CAPACITANCE	18 pF
EQUIVALENT SERIES RESISTANCE	40 Ω max
SHUNT CAPACITANCE	5 pF max
DRIVE LEVEL	500 μW max
REFLOW CONDITIONS	260°C for 10 sec max

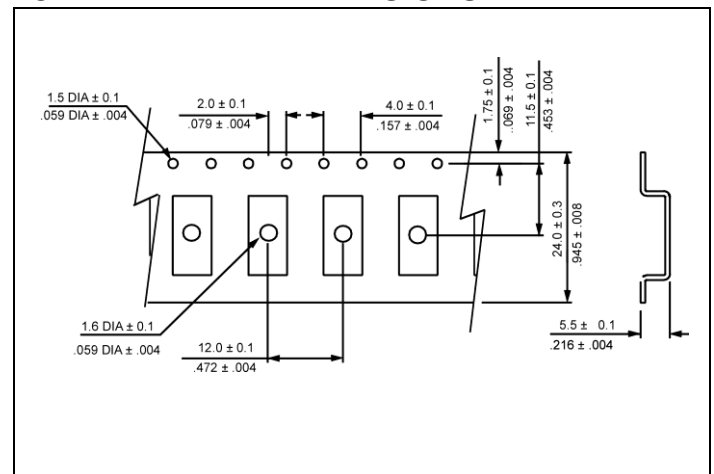


Photo is not actual part

## MECHANICAL SPECIFICATION



## CARRIER TAPE DIMENSIONS



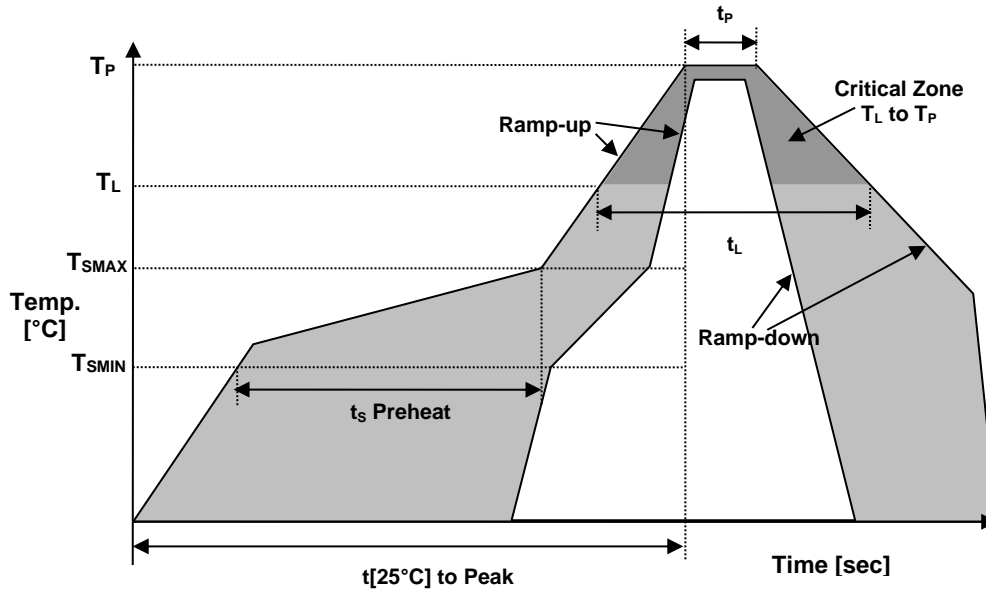
NOTE: REFER TO EIA-481 FOR DIMENSIONS

## ● PACKAGING

178 mm REEL DIAMETER  
24 mm TAPE WIDTH, 4 mm PITCH  
QUANTITY: 1000 PIECES PER REEL

IN ACCORDANCE WITH EIA-481

● REFLOW PROFILE



Reflow profile		
Temperature Min Preheat	$T_{SMIN}$	150°C
Temperature Max Preheat	$T_{SMAX}$	200°C
Time ( $T_{SMIN}$ to $T_{SMAX}$ )	$t_s$	60-180 sec.
Temperature	$T_L$	217°C
Peak Temperature	$T_P$	260°C
Ramp-up rate	$R_{UP}$	3°C/sec max.
Ramp-down rate	$R_{DOWN}$	6°C/sec max.
Time within 5°C of Peak Temperature	$t_p$	10 sec.
Time $t[25°C]$ to Peak Temperature	$t[25°C]$ to Peak	480 sec.
Time	$t_L$	60-150 sec.

● ENVIRONMENTAL

PARAMETER	VALUE
MOISTURE SENSITIVITY LEVEL	1
RoHS	Compliant
REACH SVHC	Compliant
HALOGEN-FREE	Compliant
ESD CLASSIFICATION LEVEL	N/A
TERMINATION FINISH	Sn



● MARKING

R163xxByw

x – Internal Production ID code  
y – Year code  
w – Week code

YEAR CODE	
Year	Code
2019	9
2020	0
2021	1
2022	2
2023	3
2024	4
2025	5
2026	6
2027	7
2029	8
2029	9

ALPHA WEEK CODE TABLE					
Week	Code	Week	Code	Week	Code
1	a	19	s	37	K
2	b	20	t	38	L
3	c	21	u	39	M
4	d	22	v	40	N
5	e	23	w	41	O
6	f	24	x	42	P
7	g	25	y	43	Q
8	h	26	z	44	R
9	i	27	A	45	S
10	j	28	B	46	T
11	k	29	C	47	U
12	l	30	D	48	V
13	m	31	E	49	W
14	n	32	F	50	X
15	o	33	G	51	Y
16	p	34	H	52	Z
17	q	35	I		
18	r	36	J		

● APPROVAL

DRAWN BY:	KJackson, September 9, 2021
APPROVED BY:	Jlvens, September 9, 2021
REVISION:	A, Initial Release
	B, AR, September 09, 2021 Updated Mechanical Specification

Raltron Electronics / RAMI Technology USA, LLC, including its affiliates, employees, agents and other persons acting on its behalf (collectively Raltron/RAMI Tech), disclaim any and all liability for any errors or inaccuracies contained in this data sheet. While Raltron/RAMI Tech has made every reasonable effort ensure the accuracy of all product information, specifications and data contained herein, Raltron/RAMI Tech does not guarantee that the information is accurate, reliable or current. The product information is provided only for reference purposes only and is subject to change, correction or revision, at any time without notice. Raltron/RAMI Tech does not assume any liability arising out of an application or use of any product described herein and disclaims any warranties expressed or implied. The user of products in such applications shall assume all risks of such use and will agree to hold Raltron/RAMI Tech, harmless against all damages.

Copyright © 2016, Raltron Electronics / RAMI Technology USA, LLC. All rights reserved. No part of this document may be reproduced in any form without the prior written permission of Raltron Electronics / RAMI Technology USA, LLC.