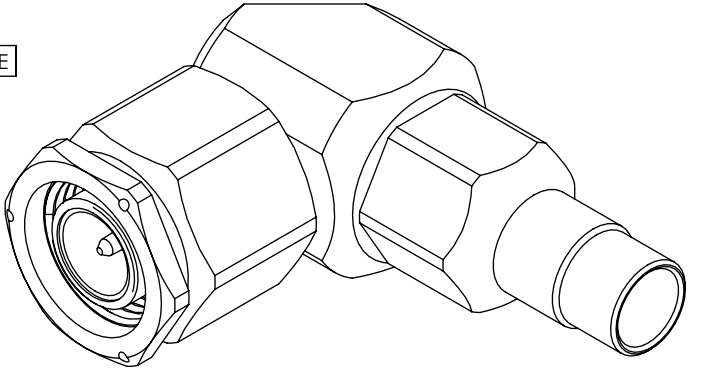
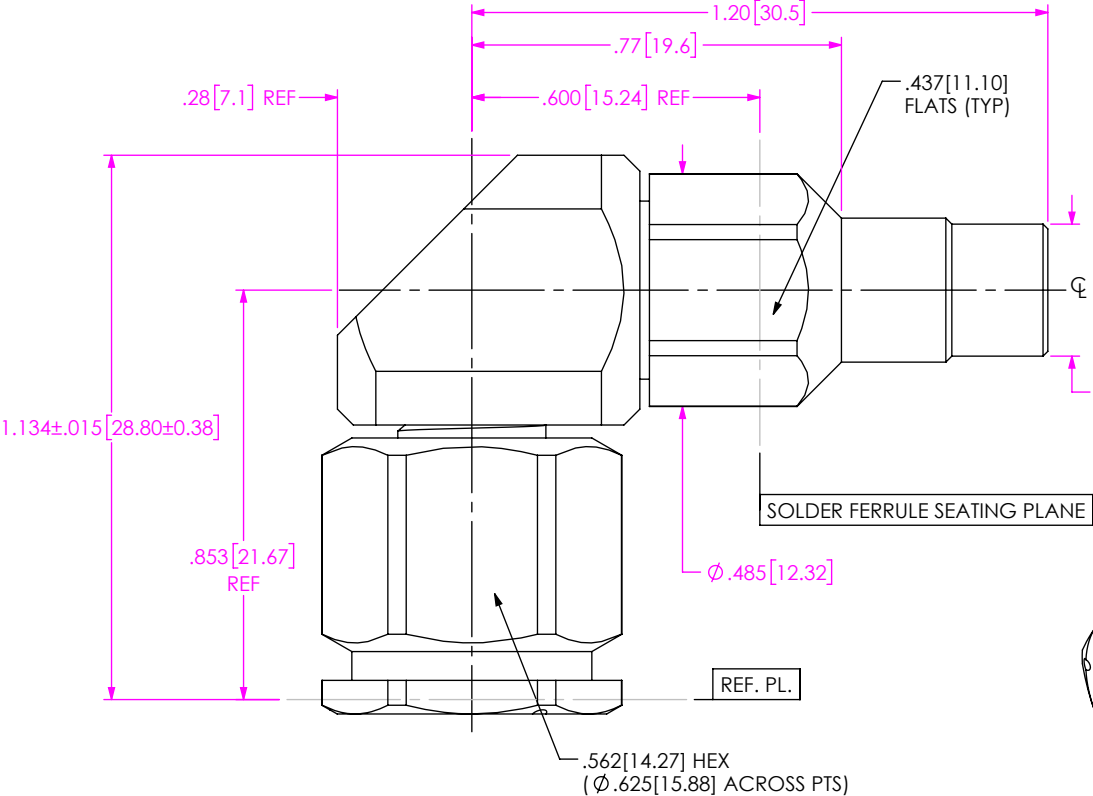


DO NOT
SCALE FROM
THIS PRINT



DESIGNED & DIMENSIONED
IN INCHES[MILLIMETERS]

EXPLODED VIEW
NOT TO SCALE
(FOR CLARITY ONLY)

F:\DWG\MISC\MKTG\PRF04-P-C-EP-190-RS-MKT.SLDDRW

NOTES:

1. MATERIAL:
BODIES, CLAMP NUT, COUPLING NUT: STAINLESS STEEL
CONTACTS: BERYLLIUM COPPER
SOLDER FERRULE: BRASS ALLOY
INSULATORS: PTFE
GASKET: SILICONE RUBBER
2. FINISH:
BODIES, CLAMP NUT, COUPLING NUT: PASSIVATED
CONTACTS, SOLDER FERRULE: 50µ" MIN. GOLD OVER 50µ" MIN. NICKEL PLATE
3. PCI P/N: 3421

UNLESS OTHERWISE SPECIFIED,
DIMENSIONS ARE IN INCHES.
TOLERANCES ARE:
DECIMALS ANGLES
.XX: ±.02[0.5] 1°
.XXX: ±.005[0.13]
.XXXX: ±.0005[0.013]

PROPRIETARY NOTE
THIS DOCUMENT CONTAINS CONFIDENTIAL AND
PROPRIETARY INFORMATION AND ALL DESIGN,
MANUFACTURING, REPRODUCTION, USE, PATENT RIGHTS
AND SALES RIGHTS ARE EXPRESSLY RESERVED BY SAMTEC,
INC. THIS DOCUMENT SHALL NOT BE DISCLOSED, IN WHOLE
OR PART, TO ANY UNAUTHORIZED PERSON OR ENTITY NOR
REPRODUCED, TRANSFERRED OR INCORPORATED IN ANY
OTHER PROJECT IN ANY MANNER WITHOUT THE EXPRESS
WRITTEN CONSENT OF SAMTEC, INC.

samtec

520 PARK EAST BLVD, NEW ALBANY, IN 47150
PHONE: 812-944-6733 FAX: 812-948-5047
e-Mail: info@SAMTEC.com code 55322

DO NOT SCALE DRAWING SHEET SCALE: 2.5:1

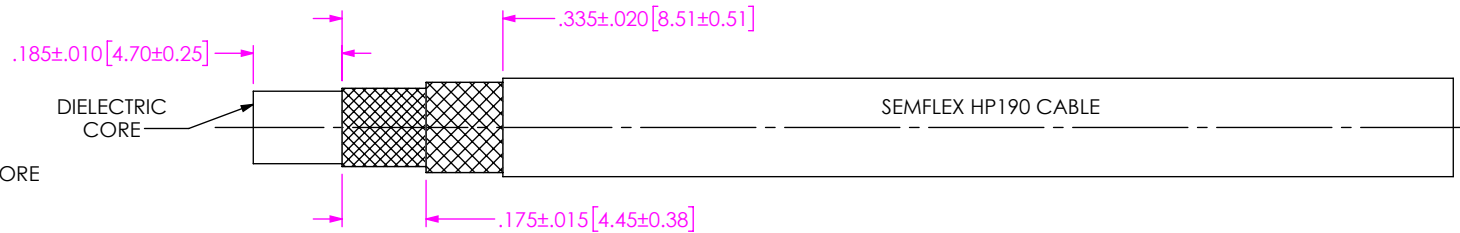
DESCRIPTION: TNCA, RT. ANGLE PLUG, SOLDER
CLAMP FOR HP190 CABLE, L/W HOLES

DWG. NO. PRF04-P-C-EP-190-RS

BY: EVE L 05/18/2019 SHEET 1 OF 3

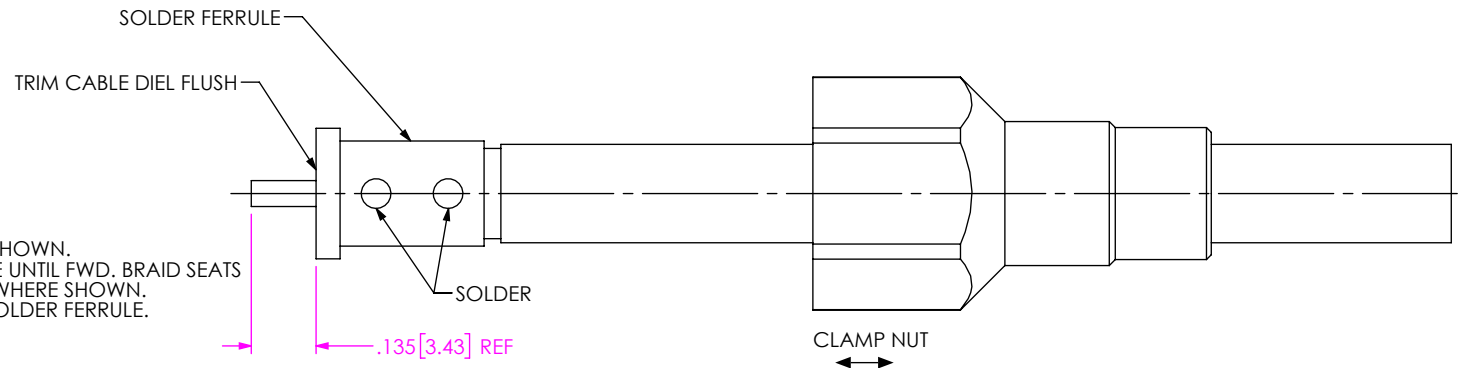
CABLE APPLICATION VIEWS

1A. TRIM CABLE TO EXPOSE DIELECTRIC CORE AND BRAID AS SHOWN.

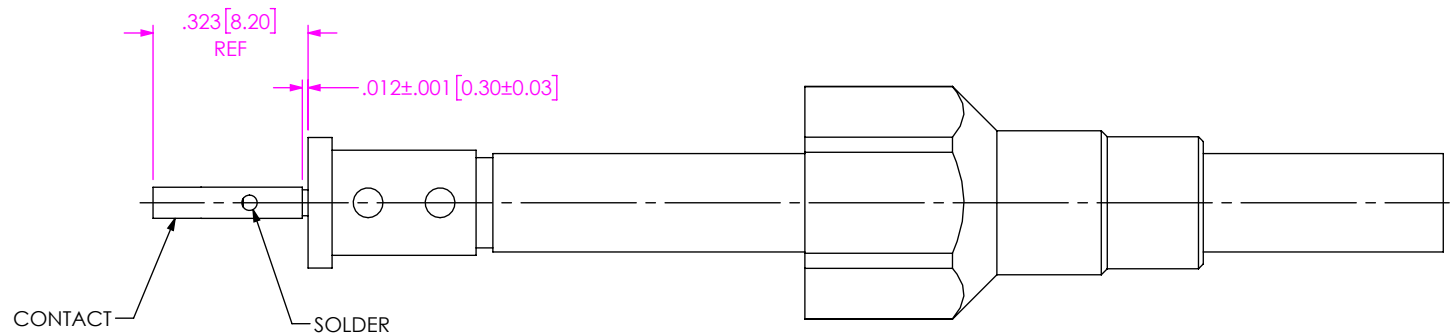


IN-PROCESS VIEW 1

2A. SLIDE CLAMP NUT OVER CABLE AS SHOWN.
2B. INSERT CABLE INTO SOLDER FERRULE UNTIL FWD. BRAID SEATS THEN SOLDER BOTH CABLE BRAIDS WHERE SHOWN.
2C. TRIM CABLE DIELECTRIC FLUSH TO SOLDER FERRULE.



IN-PROCESS VIEW 2



3. SOLDER CONTACT WITH GAP INDICATED AS SHOWN.

IN-PROCESS VIEW 3

PROPRIETARY NOTE
THIS DOCUMENT CONTAINS CONFIDENTIAL AND PROPRIETARY INFORMATION AND ALL DESIGN, MANUFACTURING, REPRODUCTION, USE, PATENT RIGHTS AND SALES RIGHTS ARE EXPRESSLY RESERVED BY SAMTEC, INC. THIS DOCUMENT SHALL NOT BE DISCLOSED, IN WHOLE OR PART, TO ANY UNAUTHORIZED PERSON OR ENTITY NOR REPRODUCED, TRANSFERRED OR INCORPORATED IN ANY OTHER PROJECT IN ANY MANNER WITHOUT THE EXPRESS WRITTEN CONSENT OF SAMTEC, INC.

DO NOT SCALE DRAWING

SHEET SCALE: 2.5:1

samtec

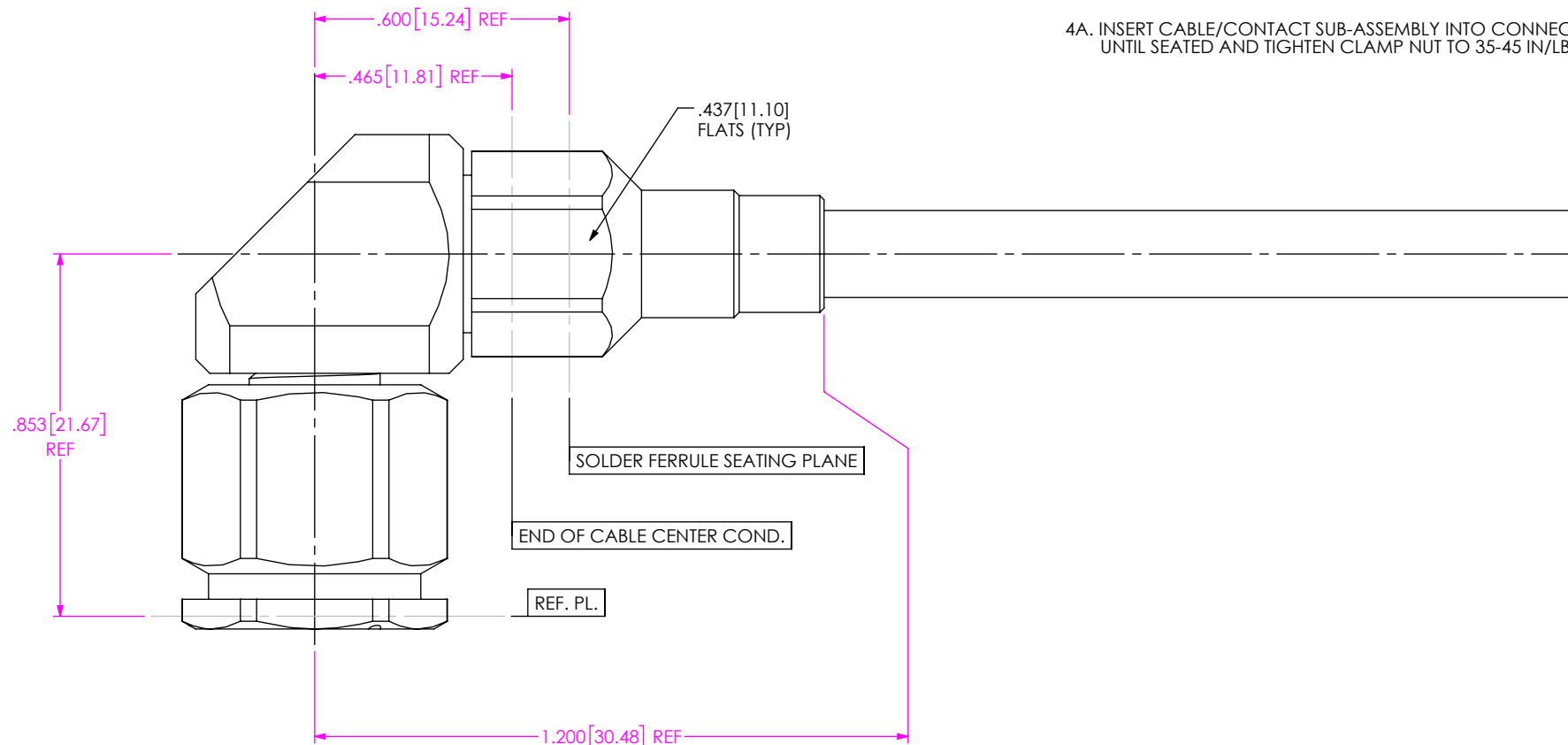
520 PARK EAST BLVD, NEW ALBANY, IN 47150
PHONE: 812-944-6733 FAX: 812-948-5047
e-Mail: info@SAMTEC.com code 55322

DESCRIPTION: TNCA, RT, ANGLE PLUG, SOLDER CLAMP FOR HP190 CABLE, L/W HOLES

DWG. NO. PRF04-P-C-EP-190-RS

BY: EVE L 05/18/2019 SHEET 2 OF 3

4A. INSERT CABLE/CONTACT SUB-ASSEMBLY INTO CONNECTOR UNTIL SEATED AND TIGHTEN CLAMP NUT TO 35-45 IN/LBS



IN-PROCESS VIEW 4

PROPRIETARY NOTE
THIS DOCUMENT CONTAINS CONFIDENTIAL AND PROPRIETARY INFORMATION AND ALL DESIGN, MANUFACTURING, REPRODUCTION, USE, PATENT RIGHTS AND SALES RIGHTS ARE EXPRESSLY RESERVED BY SAMTEC, INC. THIS DOCUMENT SHALL NOT BE DISCLOSED, IN WHOLE OR PART, TO ANY UNAUTHORIZED PERSON OR ENTITY NOR REPRODUCED, TRANSFERRED OR INCORPORATED IN ANY OTHER PROJECT IN ANY MANNER WITHOUT THE EXPRESS WRITTEN CONSENT OF SAMTEC, INC.

DO NOT SCALE DRAWING

SHEET SCALE: 2.5:1

samtec

520 PARK EAST BLVD, NEW ALBANY, IN 47150
PHONE: 812-944-6733 FAX: 812-948-5047
e-Mail: info@SAMTEC.com code 55322

DESCRIPTION: TNCA, RT. ANGLE PLUG, SOLDER CLAMP FOR HP190 CABLE, L/W HOLES

DWG. NO. PRF04-P-C-EP-190-RS

BY: EVE L 05/18/2019 SHEET 3 OF 3