


Feature

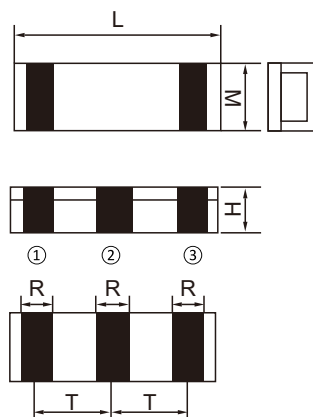
- High stability and adjustment-free
- Small size and low cost
- With Built-in Capacitor
- RoHS Compliant



Electrical Specifications

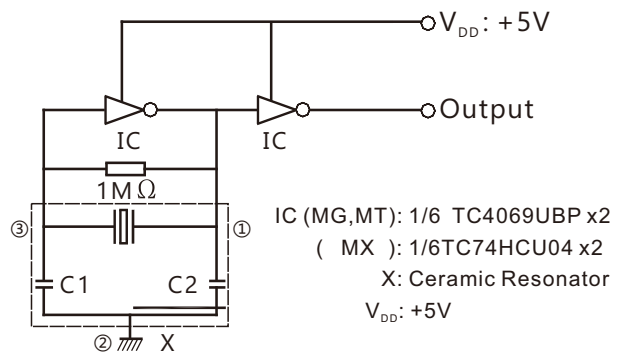
Part Number	Frequency Range (MHz)	Frequency Accuracy (25°C)(%)	Stability over Temperature (-25~+85°C)(%)	Operating Temperature (°C)	Aging for Ten Years (%)
ZTCC□MG	2.00-8.00	±0.5	±0.3	-25~+85	±0.3
ZTTCR□MG	4.00-8.00	±0.5	±0.3	-25~+85	±0.3
ZTTC□MG	8.00-12.00	±0.5	±0.3	-25~+85	±0.3
ZTTC□MT	6.00-13.00	±0.5	±0.4	-25~+85	±0.3
ZTTCV□MT	8.00-13.00	±0.5	±0.4	-25~+85	±0.3
ZTTC□MX	13.01-60.00	±0.5	±0.3	-25~+85	±0.3
ZTTCV□MX	16.00-60.00	±0.5	±0.3	-25~+85	±0.3
ZTTCW□MX	20.00-60.00	±0.5	±0.3	-25~+85	±0.3
ZTTCZ□MX	24.00-60.00	±0.5	±0.3	-25~+85	±0.3
ZTTC□MG	2.00-12.00	±0.5	±0.3	-25~+85	±0.3

Dimension(mm)



① INPUT ② GROUND ③ OUTPUT

Test Circuit



Part Number	Size(mm)					
	L	W	H	P1	P2	T
ZTCC□MG	7.4±0.2	3.4±0.2	1.8±0.2	1.2±0.2	1.2±0.2	2.5±0.2
ZTTCR□MG	4.5±0.2	2.0±0.2	1.2max	0.8±0.2	0.8±0.2	1.5±0.2
ZTTC□MG	3.2±0.2	1.3±0.2	1.0max	0.4±0.2	0.4±0.2	1.2±0.2
ZTTC□MT/MX	4.7±0.2	4.1±0.2	(1.2+A)±0.2	1.0±0.2	0.8±0.2	1.95±0.2
ZTTCV□MT/MX	3.7±0.2	3.1±0.2	(1.0+A)±0.2	0.9±0.2	0.7±0.2	1.5±0.2
ZTTCW□MX	2.5±0.2	2.0±0.2	1.2max	0.5±0.2	0.4±0.2	1.0±0.2
ZTTCZ□MX	2.2±0.2	1.8±0.2	1.2max	0.4±0.2	0.5±0.2	0.85±0.2
ZTTC□MG	6.0±0.2	3.0±0.2	2.0max	1.2±0.2	1.2±0.2	2.5±0.2

Note: A stands for thickness of the ceramic element, which varies with the frequency. The range of the thickness difference is 0.1 to 0.7mm.