

WP61065AB

High Property Device for Surge & Overvoltage noise Protection


This device has been especially designed to protect 1 low voltage or signal line, as well as classical RS-485 interface, against transient over-voltages.

ESD-voltages are clamped by 2 TVS diodes. Surges are suppressed by 2 thyristors, their breakdown voltage close to 8V, then their leakage current as low as 1uA.

This devices are not subject to ageing and provide a fail safe mode in short circuit for a better protection. WPG are used to help equipment to meet various standards such as UL1950, IEC950 / CSA C22.2, UL1459 and FCC part68.

Features

- Integrated the two TVS diodes and two thyristor
- Accurate voltage of protection
- Low switching voltages: V_{BR}
- Low leakage current: $I_R = 2 \text{ uA max}$
- High Peak pulse current
- Solid-state silicon technology
- Meets MSL 1 Requirements
- ROHS compliant
- WeiPan technology



SMA-J

Main applications

- Signal Line
- RS-485 interface
- Telecommunications infrastructure
- PBX's and other switches
- Set-top box
- Ammeter

Ordering Information

Device	Marking	Qty per Reel	Reel Size
WP61065AB	P065B	5000	13 Inch

WP61065AB High Property Device for Surge & Overvoltage noise Protection

Maximum ratings (Tamb=25°C Unless Otherwise Specified)

Parameter	Symbol	Value	Unit
Non-repetitive peak on-state current: WP61065AB 10/1000 us (Telcordia(Bellcore)Gr-1089-CORE.Issue 2.February 1999,Section4) 5/320 us (ITU-T K.20, K.21& K.45, K.44 open-circuit voltage wave shape 10/700us) 1.2/50 us (Telcordia(Bellcore)Gr-1089-CORE.Issue 2.February 1999,Section4)	I _{PPSM}	70 100 250	A
Lead Soldering Temperature	T _L	260 (10 sec.)	°C
Operating Temperature Range	T _J	-40 ~ 85	°C
Storage Temperature Range	T _{STG}	-55 ~ 150	°C
Lead Solder Temperature – Maximum (10 Second Duration)	T _L	260	°C
Junction To ambient	R _{θJA}	100	°C/W

Maximum ratings are those values beyond which device damage can occur. Maximum ratings applied to the device are individual stress limit values (not normal operating conditions) and are not valid simultaneously. If these limits are exceeded, device functional operation is not implied, damage may occur and reliability may be affected.

Electrical characteristics (Tamb=25°C Unless Otherwise Specified)

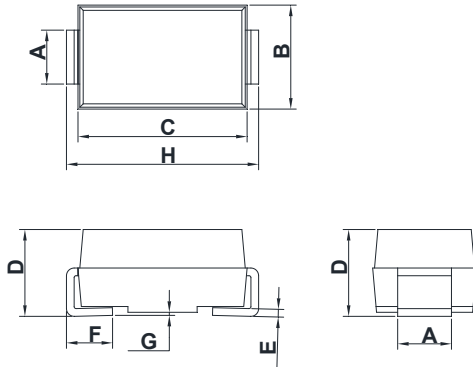
Parameter	Symbol	Value			Unit
		Min.	Typ.	Max.	
Repetitive peak off-state voltage, WP61065AB	V _{DRM}			±6.5	V
Leakage Current, V _R =6.5V WP61065AB	I _R			±2	uA
Breakdown Voltage, I _R =1mA WP61065AB	V _{DC}		±8.3		V
Impulse breakover voltage, dv/dt ≤ ±100 V/μs, Linear voltage ramp, WP61065AB	V _{BO}			±2.5	V
On-state voltage(Clamp Voltage), T = ±2.2 A, t w = 100 μs WP61065AB	V _C			±4	V
Off-state capacitance, f =1 MHz, V _d =0.3V rms, V _{DC} =2V WP61065AB	C _{off}			80	pF

Package Information

SMA-J

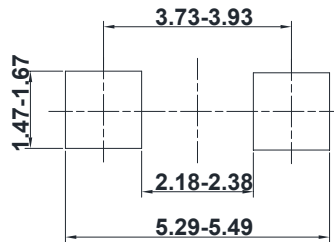
Mechanical Data

- Case: SMA-J
- Case Material: Molded Plastic. UL Flammability

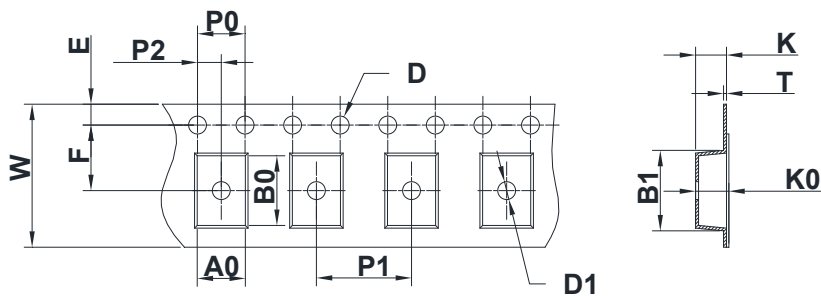


DIM	Millimeters	
	Min	Max
A	1.23	1.80
B	2.50	3.00
C	3.90	5.10
D	1.90	2.45
E	0.10	0.31
F	0.75	1.52
G	0.00	0.203
H	4.80	5.30


Recommended Pad outline



SMA-J Reel Dim



Package	Chip Size (mm)	Pocket Size B0×A0×K0(mm)	Tape Width	Reel Diameter	Quantity Per Reel	P0	P1
SMA-J	5.0×2.50×2.40	5.10×2.60×2.50	12mm	330mm(13inch)	5000	4mm	4mm
D	D1	E	F	K	T	W	
1.5mm	1.0mm	1.75mm	3.5mm	2.45mm	0.5mm	12mm	

The “WPM” and  are registered trademark of Shanghai WeiPan Microelectronics Co.,Ltd.
All other names are the property of their respective owners.

All information, including illustrations, is believed to be accurate and reliable. Users, however, should independently evaluate the suitability of and test each product selected for their application. WeiPan makes no warranties as to the accuracy or completeness of the information, and disclaims any liability regarding its use. Specifications mentioned in this publication are subject to change without notice. This publication supersedes and replaces all information previously supplied. WeiPan Microelectronics reserves the right to make changes to materials or processing that do not affect compliance with any applicable specification without notification to Buyer.