

PSR-M-EF7-SAI4-PI - Extension module



1104986

<https://www.phoenixcontact.com/us/products/1104986>

Please be informed that the data shown in this PDF document is generated from our online catalog. Please find the complete data in the user documentation. Our general terms of use for downloads are valid.



Safe extension module with 4 safe analog inputs, 0 V ... 10 V; 0 mA or 4 mA ... 20 mA; TBUS interface, up to Cat. 4/PL e, SIL 3, plug-in Push-in terminal block, TBUS connector included

Product description

The configurable and individually scalable PSRmodular safety system is a flexible safety solution for monitoring your machine or system. The safe extension module provides the system with additional safe analog inputs.

Your advantages

- Cost-effective safety solution with a high level of adaptability to individual requirements
- Fast startup, thanks to easy hardware and software configuration
- Machine downtimes minimized with comprehensive, easy-to-understand diagnostics
- Tool-free and time-saving installation thanks to Push-in technology
- Narrow housing width of just 22.6 mm
- Up to Cat. 4/PL e in accordance with ISO 13849-1, SIL 3 in accordance with EN IEC 62061, SIL 3 in accordance with IEC 61508
- Suitable for elevator applications in accordance with EN 81-20

Commercial data

Item number	1104986
Packing unit	1 pc
Minimum order quantity	1 pc
Sales key	DN02
Product key	DNA362
GTIN	4055626974804
Weight per piece (including packing)	196 g
Weight per piece (excluding packing)	145 g
Customs tariff number	85371098
Country of origin	IT

PSR-M-EF7-SAI4-PI - Extension module



1104986

<https://www.phoenixcontact.com/us/products/1104986>

Technical data

Product properties

Product type	Safety device
Application	Analog IN

Insulation characteristics

Protection class	III
------------------	-----

Times

Response time	see user manual
Restart time	min. 5 s (Boot time)
	max. 10 s (Boot time)

Electrical properties

Maximum power dissipation for nominal condition	2.76 W (with max. permissible load)
Nominal operating mode	100% operating factor
Interfaces	DIN rail TBUS for connection to the master module, supplied as standard

Air clearances and creepage distances

Rated insulation voltage	250 V AC
Rated surge voltage/insulation	Basic insulation 4 kV between all current paths and housing
	Electrical isolation, 0.5 kV functional insulation between logic and analog inputs and between the analog inputs

Supply

Designation	A1/A2
Rated control circuit supply voltage U_S	19.2 V DC ... 28.8 V DC
Rated control circuit supply voltage U_S	24 V DC -20 % / +20 % (external fuse, typically 6 A)
Rated control supply current I_S	typ. 82 mA (without sensor supply)
	typ. 212 mA (with sensor supply)
Power consumption at U_S	typ. 1.96 W (without sensor supply)
	typ. 5.08 W (with sensor supply)
Inrush current	max. 14 A ($\Delta t = 1$ ms at U_S)
Filter time	typ. 5 ms (in the event of voltage dips at U_S)
Protective circuit	Serial protection against polarity reversal

Input data

General

Protective circuit	Overload protection of the current inputs; Suppressor diode
--------------------	---

Analog

Input name	IN S1, IN S2, IN S3, IN S4
Description of the input	Safety-oriented analog inputs, configurable as current or voltage inputs, galvanically isolated

PSR-M-EF7-SAI4-PI - Extension module



1104986

<https://www.phoenixcontact.com/us/products/1104986>

Number of inputs	4
Connection technology	2-conductor, 3-conductor or 4-conductor (2-conductor sensor signal + 2-conductor sensor supply)
Note regarding the connection technology	shielded
Scanning rate	2.5/5/10/16.6/20/50/60/100/200/400/800/1000/2000/4000 Hz
Current input signal	0 mA ... 25 mA (Measuring range) 0 mA ... 20 mA (Configurable measuring range with diagnostics range 20.1 mA ... 23 mA) 4 mA ... 20 mA (Configurable measuring range with diagnostics range 20.1 mA ... 23 mA (upper limit), 2.5 mA ... 3.8 mA (lower limit))
Voltage input signal	0 V ... 12 V (Measuring range) 0 V ... 10 V (Configurable measuring range with diagnostics range 10.05 V ... 11.5 V (upper limit), 0.1 V (lower limit))
Max. permissible current	max. 35 mA (as current input)
Permissible voltage	max. 24 V (as current input) max. 14 V (as voltage input)
Input resistance current input	290 Ω \pm 25 % (incl. internal protective circuit)
Input resistance of voltage input	185 k Ω \pm 25 %
A/D converter resolution	16 bit
Resolution (current)	381 nA
Resolution (voltage)	152 μ V
Precision	typ. \pm 2 % (as current input, relative to the measuring range final value) max. \pm 2.5 % (as current input) typ. \pm 1 % (as voltage input, relative to the measuring range final value) max. \pm 1.5 % (as voltage input)
Temperature coefficients	typ. \pm 0.07 %/K max. \pm 0.07 %/K
Limit frequency (3 dB)	160 Hz (RC low pass, 1st order, as current input) 4 Hz (RC low pass, as voltage input)
Frequency	12 Hz (max. recommended sensor signal frequency, as current input) 2 Hz (max. recommended sensor signal frequency, as voltage input)
Permissible cable length	max. 100 m (per input)
Protective circuit	Overload protection of the current inputs Overload protection of the voltage inputs

Output data

Sensor supply: OUT S1/0V ...OUT S4/0V

Description	Sensor supply voltage per analog input
Supply voltage	24 V DC \pm 3 %
Current	max. 30 mA (Sensor current recording per channel)
Short-circuit-proof	yes

PSR-M-EF7-SAI4-PI - Extension module



1104986

<https://www.phoenixcontact.com/us/products/1104986>

Protective circuit

Overload protection Overload detection at ≥ 38 mA

Connection data

Connection technology

pluggable

yes

Conductor connection

Connection method

Push-in connection

Conductor cross section rigid

0.2 mm² ... 2.5 mm²

Conductor cross section flexible

0.2 mm² ... 2.5 mm²

Conductor cross-section AWG

24 ... 14

Stripping length

10 mm

Signaling

Status display

4x LED (yellow, red)

Operating voltage display

1 x green LED

Dimensions

Width

22.61 mm

Height

107.74 mm

Depth

113.6 mm

Material specifications

Color

yellow

Housing material

Polyamide PA non-reinforced

Characteristics

Safety data

Stop category

0

Safety data: EN ISO 13849

Performance level (PL)

e (2-channel wiring)

d (1-channel wiring)

Safety data: IEC 61508 - High-demand for 2-channel wiring

Safety Integrity Level (SIL)

3

Safety data: IEC 61508 - High-demand for 1-channel wiring

Safety Integrity Level (SIL)

2

Safety data: EN IEC 62061

Safety Integrity Level (SIL)

3 (2-channel wiring)

2 (1-channel wiring)

Environmental and real-life conditions

Ambient conditions

PSR-M-EF7-SAI4-PI - Extension module



1104986

<https://www.phoenixcontact.com/us/products/1104986>

Degree of protection	IP20
Min. degree of protection of inst. location	IP54
Ambient temperature (operation)	-10 °C ... 55 °C (observe derating)
Ambient temperature (storage/transport)	-20 °C ... 85 °C
Maximum altitude	≤ 2000 m (Above sea level)
Max. permissible humidity (storage/transport)	95 % (non-condensing)
Max. permissible relative humidity (operation)	95 % (non-condensing)
Shock	10g for $\Delta t = 16$ ms (continuous shock, 1000 shocks in each space direction)
Vibration (operation)	10 Hz ... 150 Hz, 2g

Approvals

CE

Identification	CE-compliant
----------------	--------------

Mounting

Mounting type	DIN rail mounting
Assembly instructions	Observe derating
Mounting position	vertical or horizontal

PSR-M-EF7-SAI4-PI - Extension module

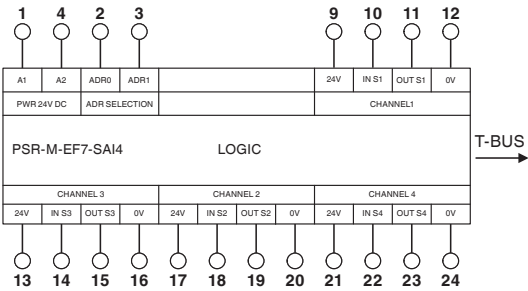
1104986

<https://www.phoenixcontact.com/us/products/1104986>



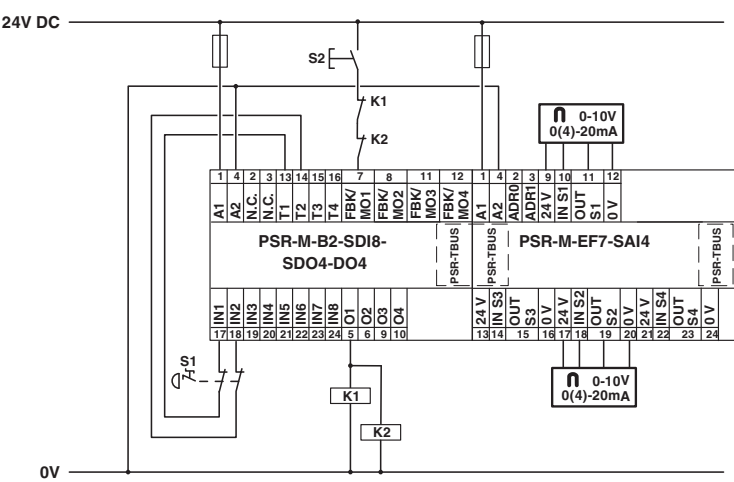
Drawings

Block diagram



Block diagram

Application drawing



Example application

PSR-M-EF7-SAI4-PI - Extension module




1104986


<https://www.phoenixcontact.com/us/products/1104986>

Approvals

To download certificates, visit the product detail page: <https://www.phoenixcontact.com/us/products/1104986>



EAC
Approval ID: RU*-DE*B.00606/20



Functional Safety
Approval ID: Z10 029429 0013

PSR-M-EF7-SAI4-PI - Extension module



1104986

<https://www.phoenixcontact.com/us/products/1104986>

Classifications

ECLASS

ECLASS-11.0	27371819
ECLASS-13.0	27371819
ECLASS-12.0	27371819

ETIM

ETIM 9.0	EC001449
----------	----------

UNSPSC

UNSPSC 21.0	39122200
-------------	----------

PSR-M-EF7-SAI4-PI - Extension module



1104986

<https://www.phoenixcontact.com/us/products/1104986>

Environmental product compliance

China RoHS	Environmentally friendly use period: unlimited = EFUP-e
	No hazardous substances above threshold values

PSR-M-EF7-SAI4-PI - Extension module



1104986

<https://www.phoenixcontact.com/us/products/1104986>

Accessories

CP-MSTB - Coding profile

1734634

<https://www.phoenixcontact.com/us/products/1734634>

Coding profile, is inserted into the slot on the plug or inverted header, red insulating material



CR-MSTB - Coding section

1734401

<https://www.phoenixcontact.com/us/products/1734401>

Coding section, inserted into the recess in the header or the inverted plug, red insulating material



PSR-M-EF7-SAI4-PI - Extension module

1104986

<https://www.phoenixcontact.com/us/products/1104986>



CRIMPFOX 6 - Crimping pliers

1212034

<https://www.phoenixcontact.com/us/products/1212034>



Crimping pliers, for ferrules without insulating collar according to DIN 46228 Part 1 and ferrules with insulating collar according to DIN 46228 Part 4, 0.25 mm² ... 6.0 mm², lateral entry, trapezoidal crimp

Phoenix Contact 2024 © - all rights reserved

<https://www.phoenixcontact.com>

Phoenix Contact USA
586 Fulling Mill Road
Middletown, PA 17057, United States
(+717) 944-1300
info@phoenixcon.com