


H2ETC4-1-2TR



3-800 MHz

50Ω 1:4CT Flux Coupled Transformer

Features

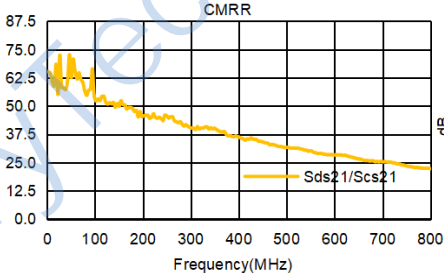
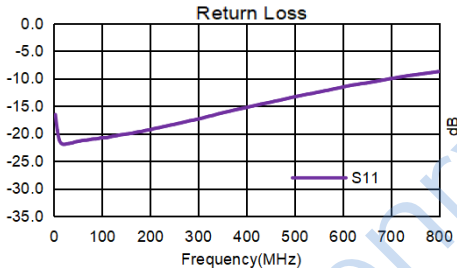
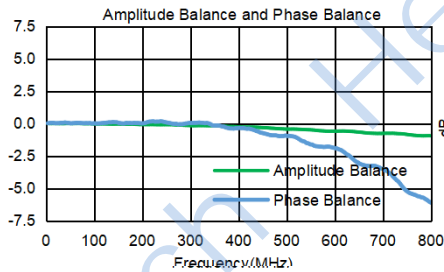
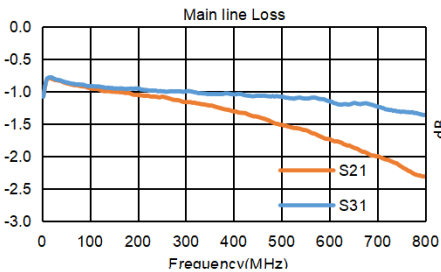
- RF Power, 0.25W
- DC Current, 30mA
- Operating temperature range: -40°C to +85°C
- Storage temperature range: -55°C to +100°C
- 260°C Reflow Compatible
- RoHS compliant and lead free

Applications

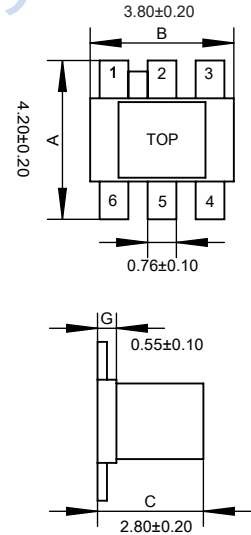
- Impedance matching
- Balanced amplifier
- Balun
- Cellular and VHF

Electrical Specifications: TA=25°C, 0dBm, ZO=50Ω

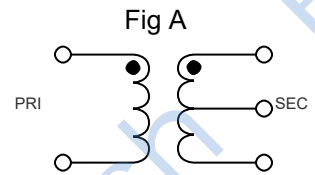
Parameter	Test Conditions	Units	Min	Typ	Max
Main line Loss (Pin6-1)	3-800MHz	dB	-	2.2	3.0
Main line Loss (Pin6-3)	3-800MHz	dB	-	1.2	2.0
Amplitude Balance	3-800MHz	dB	0.0	0.8	1.5
Phase Balance	3-800MHz	°	0.0	5.0	15.0
Input Return Loss(Pin6)	3-800MHz	dB	8.0	12.0	-
CMRR	3-800MHz	dB	20.0	25.0	-



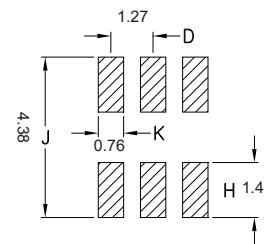
Outline Drawing(mm)



Electrical structure



Recommended layout(mm)



Pin Connections

Input	6
Output 1	1
Output 2	3
Ground	2, 4
NOT USED	5