

## Features

- ⊗ Frequency range : 1MHz to 170MHz
- ⊗ SMD seam sealing ceramic package
- ⊗ Supply voltage : 1.8V ~ 3.3V
- ⊗ CMOS output
- ⊗ Tri-state function available
- ⊗ External dimensions (mm)  
L : 7.0 x W : 5.0 x H : 1.3
- ⊗ RoHS compliant & Pb free

## Applications

- ⊗ Networking, Server, Storage
- ⊗ Wireless communications
- ⊗ Fibre channel, Ethernet, SATA, SAS, PCI-E, USB, WLAN, xDSL, xPON
- ⊗ PC mainboard, Notebook, HDD, SSD, Graphics card, Computer peripherals
- ⊗ Audio, Video, Gaming, Printer, DSC, IP CAM, Consumer products

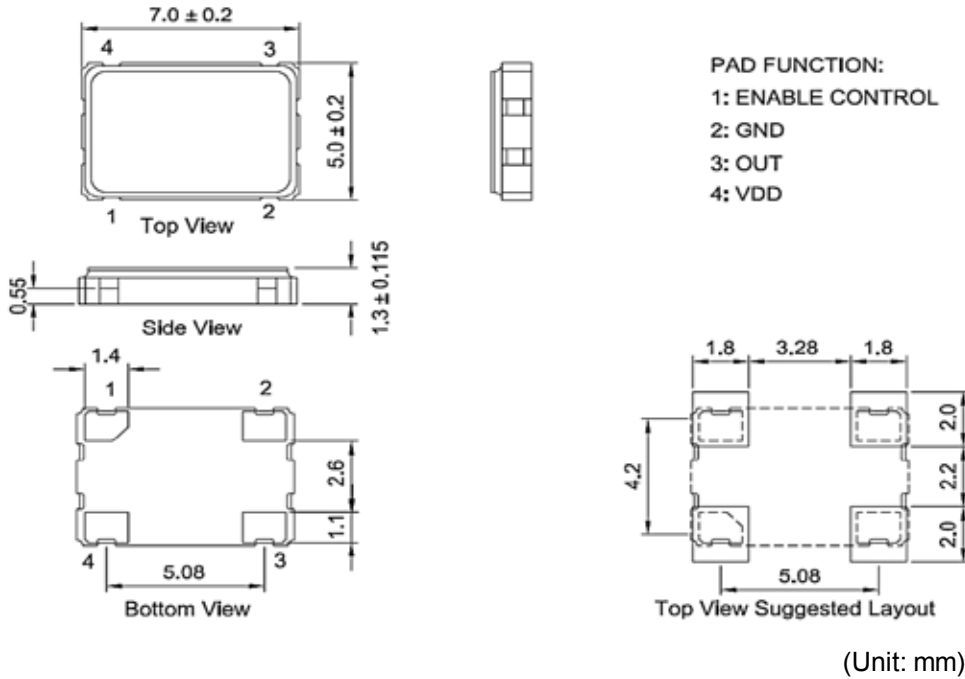
## Electrical Characteristics

Item	7W	Conditions
Frequency Range ( $F_0$ )	1MHz ~ 170MHz	
Frequency Stability ( $F_{stab}$ )	$\pm 50\text{ppm}$ , $\pm 30\text{ppm}$ , $\pm 25\text{ppm}$	Note [1]
Operating Temperature Range ( $T_{OTR}$ )	$-40^\circ\text{C} \sim +85^\circ\text{C}$	
Supply Voltage ( $V_{DD}$ )	1.8V, 2.5V, 3.3V	$V_{DD} \pm 10\%$
Current Consumption ( $I_{DD}$ )	10 mA Max.	1MHz ~ 75MHz
	20 mA Max.	75MHz ~ 170MHz
Output Type	CMOS	
Output Load ( $C_L$ )	15 pF	
Output Voltage High ( $V_{OH}$ )	90% $V_{DD}$ Min.	
Output Voltage Low ( $V_{OL}$ )	10% $V_{DD}$ Max.	
Rise & Fall Time ( $T_r / T_f$ )	8 ns Max.	10% ~ 90% of $V_{DD}$
Duty Cycle	40% ~ 60%	
Start-up Time	5 ms Max.	
Enable Voltage High, Logic "1"	70% $V_{DD}$ Min.	Input to Pin1 Note [2]
Enable Voltage Low, Logic "0"	30% $V_{DD}$ Max.	
Phase Jitter, RMS	1 ps Max.	Note [3]
Aging ( $F_{aging}$ )	$\pm 3$ ppm Max.	at $25^\circ\text{C} \pm 3^\circ\text{C}$ , first year
Storage Temperature Range ( $T_{STR}$ )	$-55^\circ\text{C} \sim +125^\circ\text{C}$	

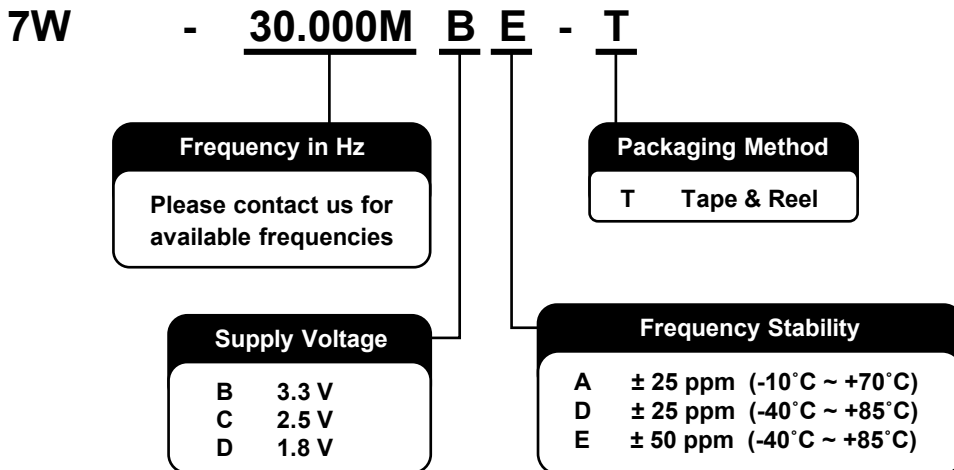
### Notes:

- [1] Inclusive of frequency tolerance at  $25^\circ\text{C}$ , 1st year aging at  $25^\circ\text{C}$ , and variations over operating temperature, supply voltage, and load.
- [2] Output will be enabled if Pin1 is Logic "1" or open; Output will be disabled if Pin1 is Logic "0".
- [3] Freq. 10MHz~40MHz, integrated 12kHz~5MHz; Freq. >40MHz, integrated 12kHz~20MHz.

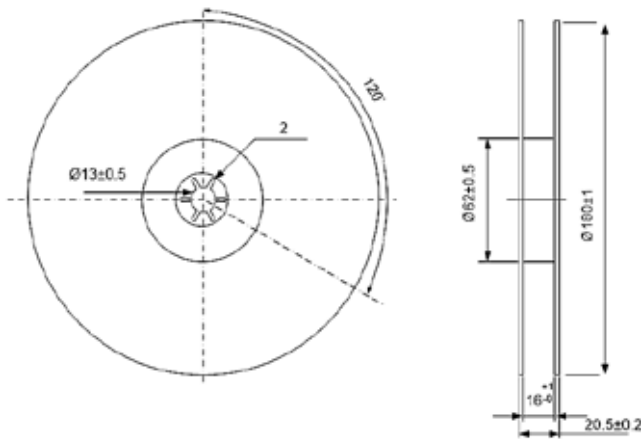
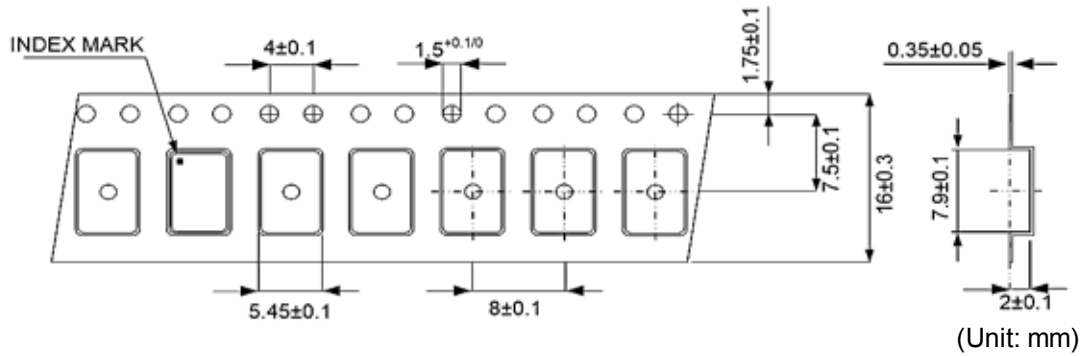
### Dimensions



### Ordering Information



### Packing



### Reflow Profile

Solder melting point : 220°C ± 10°C, 60 sec. Min.

Peak temperature : 260°C ± 10°C, 10 sec. Min.

