



Relays & Contactors > Relays > Power Relays



Power Relay Type: **Industrial Panel Plug-In**
Coil Magnetic System: **Monostable, AC**
Coil Power Rating Class: **[2 – 3 VA]**
Coil Power Rating AC: **2 VA**
Coil Resistance: **2250 Ω**

Features

Product Type Features

Power Relay Type	Industrial Panel Plug-In
------------------	--------------------------

Electrical Characteristics

Insulation Initial Dielectric Between Coil & Contact Class	1500 – 2500 V
Insulation Initial Dielectric Between Contacts & Coil	2200 Vrms
Actuating System	AC
Insulation Initial Dielectric Between Open Contacts	1200 Vrms
Contact Limiting Making Current	10 A
Contact Limiting Short-Time Current	10 A
Contact Limiting Continuous Current	10 A
Insulation Initial Dielectric Between Adjacent Contacts	2200 Vrms
Insulation Initial Resistance	100 MΩ
Contact Limiting Breaking Current	10 A
Coil Magnetic System	Monostable, AC
	2 – 3 VA
Coil Power Rating AC	2 VA
Coil Resistance	2250 Ω
Coil Special Features	UL Coil Insulation Class B
Coil Voltage Rating	120 VAC
Contact Switching Load (Min)	300mA @ 12V



Contact Voltage Rating	150 VDC
------------------------	---------

Body Features

Product Weight	85 g[2.988 oz]
----------------	----------------

Contact Features

Contact Special Features	Magnetic Blowout
Contact Arrangement	1 Form X (NO, Bridging)
Contact Current Class	16 A
Contact Current Rating (Max)	10 A
Contact Material	AgCdO
Contact Number of Poles	1
Relay Terminal Type	Quick Connect, Solder

Mechanical Attachment

Relay Mounting Type	Mounting Stud, Panel Mount
---------------------	----------------------------

Dimensions

Length Class (Mechanical)	40 – 50 mm
Height Class (Mechanical)	30 – 40 mm
Width Class (Mechanical)	30 – 40 mm
Product Width	38.9 mm[1.531 in]
Product Length	48.4 mm[1.906 in]
Product Height	36.3 mm[1.429 in]

Usage Conditions

Environmental Ambient Temperature Class	50 – 70 °C
Environmental Ambient Temperature (Max)	55 °C[131 °F]
Operating Temperature Range	-45 – 55 °C

Packaging Features

Packaging Method	Package
------------------	---------

Product Compliance

For compliance documentation, visit the product page on TE.com>

EU RoHS Directive 2011/65/EU	Compliant with Exemptions
EU ELV Directive 2000/53/EC	Not Compliant
China RoHS 2 Directive MIIT Order No 32, 2016	Restricted Materials Above Threshold



EU REACH Regulation (EC) No. 1907/2006

Current ECHA Candidate List: JUNE 2023 (235)

Candidate List Declared Against: JUNE 2022 (224)

SVHC > Threshold:
Cadmium oxide (7.95% in Component Part)

Article Safe Usage Statements:
Use personal protective equipment as required. Do not eat, drink or smoke when using this product. Recycle if possible and dispose of the article by following all applicable governmental regulations relevant to your geographic location.

Halogen Content

Not Yet Reviewed for halogen content

Solder Process Capability

Not applicable for solder process capability

Product Compliance Disclaimer

This information is provided based on reasonable inquiry of our suppliers and represents our current actual knowledge based on the information they provided. This information is subject to change. The part numbers that TE has identified as EU RoHS compliant have a maximum concentration of 0.1% by weight in homogenous materials for lead, hexavalent chromium, mercury, PBB, PBDE, DBP, BBP, DEHP, DIBP, and 0.01% for cadmium, or qualify for an exemption to these limits as defined in the Annexes of Directive 2011/65/EU (RoHS2). Finished electrical and electronic equipment products will be CE marked as required by Directive 2011/65/EU. Components may not be CE marked. Additionally, the part numbers that TE has identified as EU ELV compliant have a maximum concentration of 0.1% by weight in homogenous materials for lead, hexavalent chromium, and mercury, and 0.01% for cadmium, or qualify for an exemption to these limits as defined in the Annexes of Directive 2000/53/EC (ELV). Regarding the REACH Regulation, the information TE provides on SVHC in articles for this part number is based on the latest European Chemicals Agency (ECHA) 'Guidance on requirements for substances in articles' posted at this URL: <https://echa.europa.eu/guidance-documents/guidance-on-reach>

Compatible Parts




TE Part # 9-1393113-4
KUEP-3A15-120=KU

Also in the Series | Potter & Brumfield KUEP



Power Relays(30)

Customers Also Bought



TE Part #292161-8
CT P/HDR ASSY V 8P W/KINK NAT



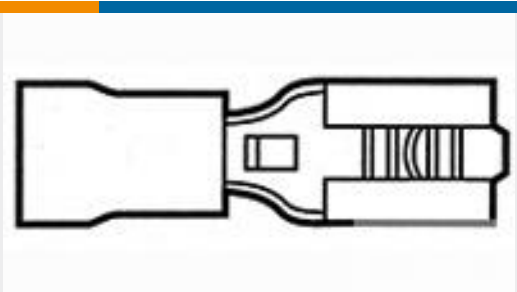
TE Part #104128-1
010 LOPRO HDR SP 30DP LATCH



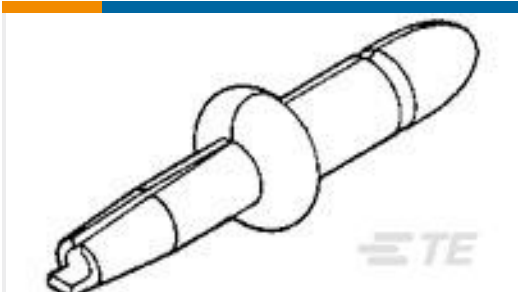
TE Part #1-640389-2
12P MTA156 HDR ASSY SQ R/A F/L



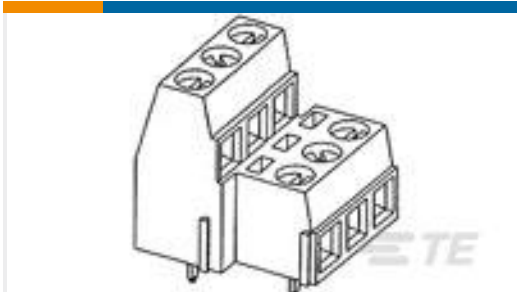
TE Part #640389-3
03P MTA156 HDR ASSY SQ R/A F/L



TE Part #9-160483-5
187 PIDG FASTON REC



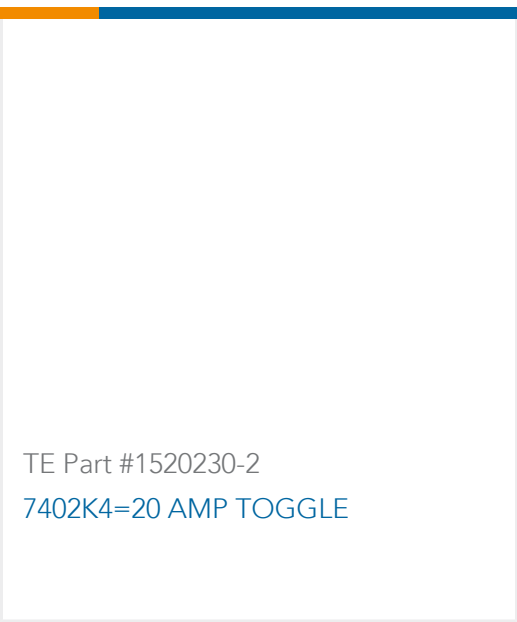
TE Part #60803-2
.058 DIA PIN PC PTPPHBZ



TE Part #282868-2
TERMI-BLOK PCB MOUNT 1&2 2P. 5



TE Part #1-640389-5
15P MTA156 HDR ASSY SQ R/A F/L



TE Part #1520230-2
7402K4=20 AMP TOGGLE

Documents

CAD Files

3D PDF

3D

Customer View Model

ENG_CVM_CVM_9-1393113-3_D.2d_dxf.zip

English

Customer View Model

ENG_CVM_CVM_9-1393113-3_D.3d_igs.zip

English

Customer View Model

ENG_CVM_CVM_9-1393113-3_D.3d_stp.zip

English

By downloading the CAD file I accept and agree to the [Terms and Conditions](#) of use.

Datasheets & Catalog Pages

KUEP Series Relay Datasheet

English

Product Specifications



Definitions General Purpose Relays

English

Agency Approvals

UL

English