

KUMP-7D58-12

✓ ACTIVE

Potter & Brumfield | Potter & Brumfield KUMP

TE Internal #: 9-1393116-9

Power Relays, Industrial Panel Plug-In, Monostable, DC, 1200 mW
Coil Power Rating DC, 120 Ω Coil Resistance, Potter & Brumfield
KUMP

[View on TE.com >](#)



Relays & Contactors > Relays > Power Relays



Power Relay Type: **Industrial Panel Plug-In**
Coil Magnetic System: **Monostable, DC**
Coil Power Rating DC: **1200 mW**
Coil Resistance: **120 Ω**
Coil Special Features: **UL Coil Insulation Class B**

Features

Product Type Features

Power Relay Type	Industrial Panel Plug-In
------------------	--------------------------

Electrical Characteristics

Insulation Initial Dielectric Between Coil & Contact Class	1500 – 2500 V
Insulation Initial Dielectric Between Contacts & Coil	2200 Vrms
Actuating System	DC
Insulation Initial Dielectric Between Open Contacts	1200 Vrms
Contact Limiting Making Current	15 A
Contact Limiting Short-Time Current	15 A
Contact Limiting Continuous Current	15 A
Coil Power Rating Class	1000 – 1500 mW
Insulation Initial Dielectric Between Adjacent Contacts	2200 Vrms
Insulation Initial Resistance	100 MΩ
Contact Limiting Breaking Current	15 A
Coil Magnetic System	Monostable, DC
Coil Power Rating DC	1200 mW
Coil Resistance	120 Ω
Coil Special Features	UL Coil Insulation Class B
Coil Voltage Rating	12 VDC



Contact Switching Load (Min)	300mA @ 12V
Contact Voltage Rating	277 VAC

Body Features

Product Weight	85 g[2.988 oz]
----------------	----------------

Contact Features

Contact Arrangement	2 Form A (NO)
Contact Current Class	16 A
Contact Current Rating (Max)	15 A
Contact Material	AgCdO
Contact Number of Poles	2
Relay Terminal Type	Quick Connect, Solder

Mechanical Attachment

Relay Mounting Type	Bracket, Panel Mount
---------------------	----------------------

Dimensions

Length Class (Mechanical)	45 – 50 mm
Height Class (Mechanical)	30 – 40 mm
Width Class (Mechanical)	30 – 40 mm
Product Width	38.9 mm[1.531 in]
Product Length	48.4 mm[1.906 in]
Product Height	35.7 mm[1.405 in]

Usage Conditions

Environmental Ambient Temperature Class	50 – 70 °C
Environmental Ambient Temperature (Max)	70 °C[158 °F]
Operating Temperature Range	-45 – 70 °C

Packaging Features

Packaging Method	Package
------------------	---------

Product Compliance

For compliance documentation, visit the product page on [TE.com](#)>

EU RoHS Directive 2011/65/EU	Compliant with Exemptions
EU ELV Directive 2000/53/EC	Compliant
China RoHS 2 Directive MIIT Order No 32, 2016	Restricted Materials Above Threshold



EU REACH Regulation (EC) No. 1907/2006

Current ECHA Candidate List: JUNE 2023
(235)
Candidate List Declared Against: JAN 2021
(211)
SVHC > Threshold:
Cadmium oxide (7.95% in Component part)
Cadmium oxide (12.06% in Component
part)
Article Safe Usage Statements:
Use personal protective equipment as required. Do not eat, drink or smoke when
using this product. Recycle if possible and dispose of the article by following all
applicable governmental regulations relevant to your geographic location.

Halogen Content

Not Low Halogen - contains Br or Cl > 900
ppm.

Solder Process Capability

Not applicable for solder process capability

Product Compliance Disclaimer

This information is provided based on reasonable inquiry of our suppliers and represents our current actual knowledge based on the information they provided. This information is subject to change. The part numbers that TE has identified as EU RoHS compliant have a maximum concentration of 0.1% by weight in homogenous materials for lead, hexavalent chromium, mercury, PBB, PBDE, DBP, BBP, DEHP, DIBP, and 0.01% for cadmium, or qualify for an exemption to these limits as defined in the Annexes of Directive 2011/65/EU (RoHS2). Finished electrical and electronic equipment products will be CE marked as required by Directive 2011/65/EU. Components may not be CE marked. Additionally, the part numbers that TE has identified as EU ELV compliant have a maximum concentration of 0.1% by weight in homogenous materials for lead, hexavalent chromium, and mercury, and 0.01% for cadmium, or qualify for an exemption to these limits as defined in the Annexes of Directive 2000/53/EC (ELV). Regarding the REACH Regulation, the information TE provides on SVHC in articles for this part number is based on the latest European Chemicals Agency (ECHA) ‘Guidance on requirements for substances in articles’ posted at this URL: <https://echa.europa.eu/guidance-documents/guidance-on-reach>

Compatible Parts


TE Part # 7-1393116-1
KUMP-11D18-12=KU

Also in the Series | Potter & Brumfield KUMP


Power Relays(32)




Customers Also Bought




TE Part #6609044-3
10VW1=F7256 S0




TE Part #58583-1
PROCRIMP HT&D SUPRSEAL 1.5 SER




TE Part #5-1393144-1
K10P-11DT5-24=K10/K20




TE Part #9-1393114-1
KUHP-5D51-24=KU




TE Part #226600-1
UHF PLUG-MINIATURE




TE Part #1-1414939-4
V23130C2021A412-EV-CBOX




TE Part #6364288-1
INV MJ,1X1,PNL GRD,RJ11BLOCK,BLK



TE Part #6-1393127-1
PRD-11DY0-12=PRD



TE Part #F31957-000
GPRT-350-3P(B6)



TE Part #1608055-6
157-33T300=R3107

Documents

- CAD Files

3D PDF

3D

Customer View Model

ENG_CVM_CVM_9-1393116-9_D.2d_dxf.zip

English

Customer View Model

ENG_CVM_CVM_9-1393116-9_D.3d_igs.zip

English

Customer View Model

ENG_CVM_CVM_9-1393116-9_D.3d_stp.zip

English

By downloading the CAD file I accept and agree to the [Terms and Conditions](#) of use.

- Datasheets & Catalog Pages

KUM-KUMP Series Relay Datasheet

English



Product Specifications

Definitions General Purpose Relays

English

Agency Approvals

UL

English