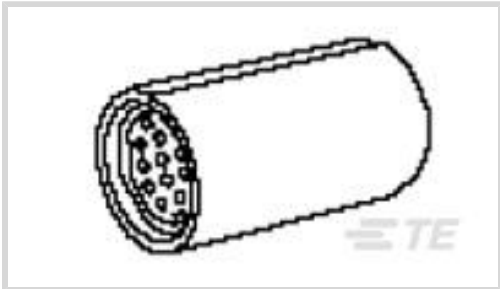




Terminals & Splices > Splices > COPALUM Stranded/Solid: Parallel Splices



Sealable: No

Compatible Insulation Diameter Range: 5.69 mm [.224 in]

Contact Base Material: Copper

Splice Type: Parallel Splice

Terminal Material Thickness: 1.38 mm [.055 in]

[All COPALUM Stranded/Solid: Parallel Splices \(10\)](#)

Features

Product Type Features

Splice Accessory Type	Splice
Sealable	No
Splice Type	Parallel Splice
Compatible With Discrete Wire Type	Solid, Stranded

Configuration Features

Compatible With Wire & Cable Type	Discrete Wire
-----------------------------------	---------------

Contact Features

Terminal Plating Material	Tin
Contact Base Material	Copper
Barrel Type	Open

Dimensions

Compatible Insulation Diameter Range	5.69 mm[.224 in]
Terminal Material Thickness	1.38 mm[.055 in]
Product Length	11.3 mm[.445 in]

Usage Conditions

Insulation Option	Uninsulated
-------------------	-------------

Operating Temperature Range

-65 – 175 °C[-85 – 347 °F]

Operation/Application

Compatible With Wire Base Material	Aluminum
------------------------------------	----------

Packaging Features

Packaging Quantity	100
Packaging Method	Box

Product Compliance

For compliance documentation, visit the product page on TE.com>

EU RoHS Directive 2011/65/EU	Compliant
EU ELV Directive 2000/53/EC	Compliant
China RoHS 2 Directive MIIT Order No 32, 2016	No Restricted Materials Above Threshold
EU REACH Regulation (EC) No. 1907/2006	Current ECHA Candidate List: JUNE 2023 (235) Candidate List Declared Against: JUNE 2023 (235) Does not contain REACH SVHC
Halogen Content	Low Halogen - Br, Cl, F, I < 900 ppm per homogenous material. Also BFR/CFR/PVC Free
Solder Process Capability	Not applicable for solder process capability

Product Compliance Disclaimer

This information is provided based on reasonable inquiry of our suppliers and represents our current actual knowledge based on the information they provided. This information is subject to change. The part numbers that TE has identified as EU RoHS compliant have a maximum concentration of 0.1% by weight in homogenous materials for lead, hexavalent chromium, mercury, PBB, PBDE, DBP, BBP, DEHP, DIBP, and 0.01% for cadmium, or qualify for an exemption to these limits as defined in the Annexes of Directive 2011/65/EU (RoHS2). Finished electrical and electronic equipment products will be CE marked as required by Directive 2011/65/EU. Components may not be CE marked. Additionally, the part numbers that TE has identified as EU ELV compliant have a maximum concentration of 0.1% by weight in homogenous materials for lead, hexavalent chromium, and mercury, and 0.01% for cadmium, or qualify for an exemption to these limits as defined in the Annexes of Directive 2000/53/EC (ELV). Regarding the REACH Regulation, the information TE provides on SVHC in articles for this part number is based on the latest European Chemicals Agency (ECHA) ‘Guidance on requirements for substances in articles’ posted at this URL: <https://echa.europa.eu/guidance-documents/guidance-on-reach>

Compatible Parts







TE Part # 1490572-1

[HYP10 COPALUM BAR 8AWG DIE SET](#)





TE Part # 68043

[HYP8/10 COPALUM BAR 8AWG DIE SET](#)





TE Part # 68084

[HYP8 COPALUM IP 8AWG DIE SET](#)


Customers Also Bought






TE Part #33469

[TERMINAL,SOLIS R 4 1/4](#)





TE Part #34320

[SPLICE,SOLIS PARA 4](#)





TE Part #33458


[TERMINAL,SOLIS R 12-10 1/4](#)






TE Part #34124

[TERMINAL,SOLIS R 16-14 1/4](#)





TE Part #34319


[SPLICE,SOLIS PARA 6](#)






TE Part #3-350820-2

[ULTRAFAST 250 ASSY REC 16-14 TPBR LP](#)





TE Part #34318

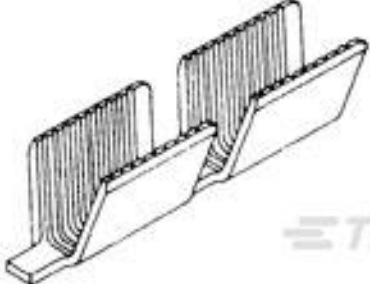
[SPLICE,SOLIS PARA 8](#)






TE Part #62310-2

[AMVAR SPLC 7000-13000 025TPBR](#)





TE Part #62308-2

[AMVAR SPLC 3000-7000 020TPBR](#)





TE Part #52748

[SPLICE,COPALUM PARA 2](#)

Documents

Product Drawings

[SPLICE,COPALUM PARA 8](#)

English

CAD Files

Customer View Model

[ENG_CVM_CVM_52745_E.2d_dxf.zip](#)

English

[3D PDF](#)



3D

Customer View Model

[ENG_CVM_CVM_52745_E.3d_igs.zip](#)

English

Customer View Model

[ENG_CVM_CVM_52745_E.3d_stp.zip](#)

English

By downloading the CAD file I accept and agree to the [Terms and Conditions](#) of use.

Datasheets & Catalog Pages

[COPALUM Lite Sealed Terminals and Splices](#)

English

Product Specifications

[Application Specification](#)

English

[COPALUM Terminals And Splices For Solid And Stranded Wire](#)

English

[Application Specification](#)

Japanese

[Copalum Terminals & Splices f/Solid & Stranded Wire](#)

Japanese

Agency Approvals

[UL Report](#)

English

[UL Report](#)

English