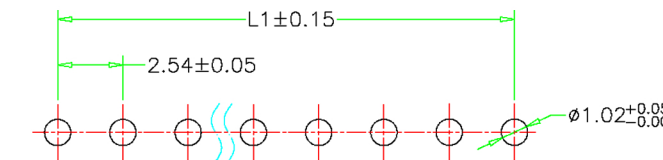
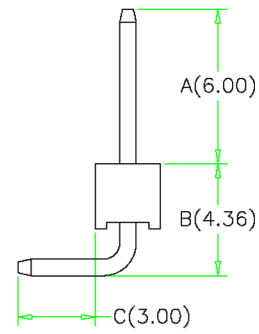
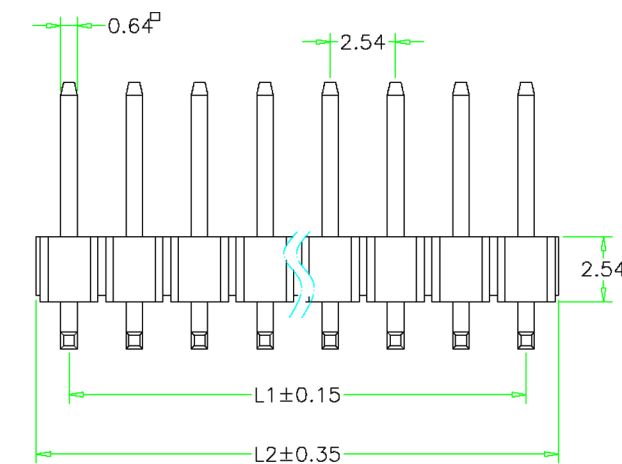
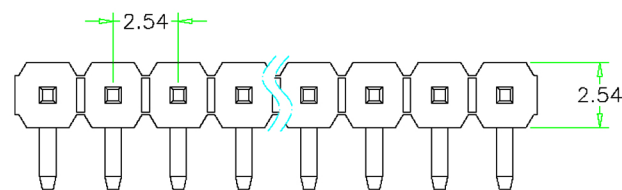


NO.	ECN NO.	DESCRIPTION	DATE
1			



**Recommended P.C.B Layout**

Electrical:  
 Current Rating: 3 Amps  
 Withstanding Voltage: 500V AC/DC  
 Insulation Resistance: 1000M Ohms Min.  
 Operating Temperature: -40°C to +105°C  
 Max Processing Temp.: 230°C for 30~60 seconds  
 (260°C for 10 seconds)

Material:  
 Housing: PA9T  
 Terminal: Copper Alloy  
 Plated: Gold or Tin all over based on the Ni  
 (Standard: Gold flash all over)  
 Packed: PE Bag

Unspecified Tolerance: ±0.20mm

**Part number information:**

YZT1070-06104-\*\*025-01

A B C D E

A、Serial No.

YZT1070: 90° DIP pin header

B、Needle size:

Diameter \* total

C、NO. of positions:

1\*01-1\*40pins

D、Spacing:

025: PH2.54mm

E、Manner of packing

01: loose

PIN No.	Dim.(mm)	
	L1	L2
1*1	.....	2.54
1*2	2.54	5.08
1*3	5.08	7.62
1*4	7.62	10.16
1*5	10.16	12.70
1*6	12.70	15.24
1*7	15.24	17.78
1*8	17.78	20.32
1*9	20.32	22.86
1*10	22.86	25.40
1*11	25.40	27.94
1*12	27.94	30.48
1*13	30.48	33.02
1*14	33.02	35.56
1*15	35.56	38.10
1*16	38.10	40.64
1*17	40.64	43.18
1*18	43.18	45.72
1*19	45.72	48.26
1*20	48.26	50.80
1*21	50.80	53.34
1*22	53.34	55.88
1*23	55.88	58.42
1*24	58.42	60.96
1*25	60.96	63.50
1*26	63.50	66.04
1*27	66.04	68.58
1*28	68.58	71.12
1*29	71.12	73.66
1*30	73.66	76.20
1*31	76.20	78.74
1*32	78.74	81.28
1*33	81.28	83.82
1*34	83.82	86.36
1*35	86.36	88.90
1*36	88.90	91.44
1*37	91.44	93.98
1*38	93.98	96.52
1*39	96.52	99.06
1*40	99.06	101.60

C23	3.00	4.36	6.00
C22	3.00	3.90	7.90
C21	8.00	6.32	3.20
C20	5.84	4.38	3.05
C19	6.00	4.22	3.05
C18	3.00	6.50	7.50
C17	4.00	4.36	3.00
C16	4.50	3.20	2.80
C38	1.50	1.90	2.43
C37	6.00	4.40	3.00
C36	3.80	4.38	3.05
C35	3.00	4.15	11.35
C34	3.30	3.15	5.10
C33	3.00	3.33	2.90
C32	3.00	3.33	5.90
C31	3.50	4.00	2.00
C30	10.0	4.32	3.00
C29	3.50	4.26	3.50
C28	4.00	6.86	3.00
C27	3.00	4.40	6.10
C26	3.00	4.36	6.00
C25	3.00	3.90	7.90
C24	8.00	6.32	3.20
C15	8.08	3.88	2.80
C14	4.00	3.20	2.80
C13	3.40	3.20	6.55
C12	6.10	3.20	3.50
C11	3.60	3.20	3.60
C10	3.60	4.26	3.50
C09	8.00	4.16	3.20
C08	4.00	3.20	3.00
C07	3.00	4.36	1.60
C06	6.00	4.36	3.50
C05	3.50	4.36	3.50
C04	6.10	4.26	3.50
C03	3.50	3.2	3.50
C02	3.60	4.26	6.10
C01	6.00	4.36	3.00

深圳市鑫扬泽电子有限公司



SCALE:	N/A	UNIT	mm
SHEET:	1 of 1	PROJECTION	
DATE:	2018.04.12	VER.	A.0

THE UNMARKED TOLERANCE ARE AS BELOW :			
LENGTH		ANGLE	
X.XX	±0.05mm	X.XX	±0.50°
X.X	±0.10mm	X.X	±1.00°
X.	±0.20mm	X.	±2.00°

DESIGNED BY:		DWG. NO.	YZT1070-06104系列
CHECKED BY:		TITLE:	Pogo pin
APPROVED BY:			