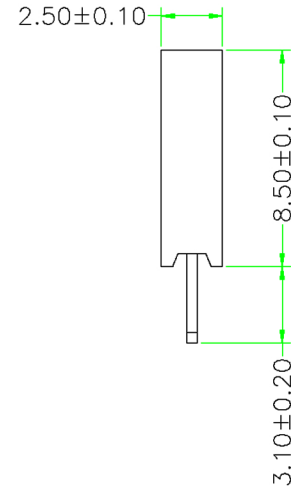
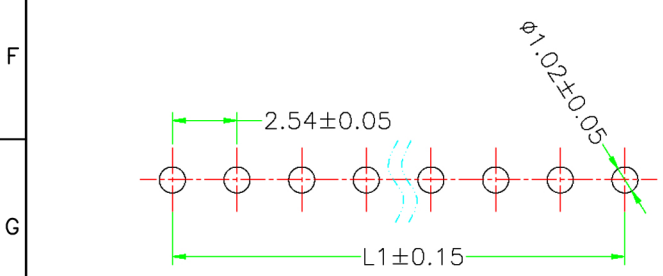
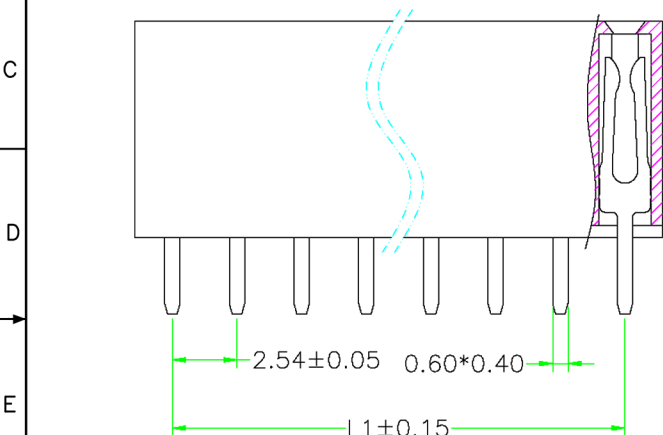
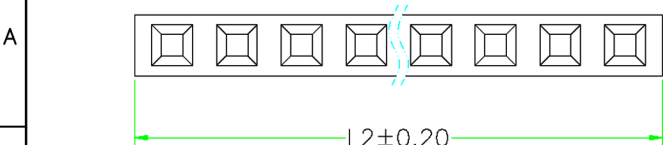


| NO. | ECN NO. | DESCRIPTION | DATE |
|-----|---------|-------------|------|
| 1 | | | |



Electrical:
 Current Rating: 3 Amps
 Withstanding Voltage: 500V AC/DC
 Insulation Resistance: 1000M Ohms Min.
 Operating Temperature: -40°C to +105°C
 Max Processing Temp.: 230°C for 30~60 seconds
 (260°C for 10 seconds)

Material:
 Housing: PA9T
 Terminal: Copper Alloy
 Plated: Gold or Tin all over based on the Ni
 (Standard: Gold flash all over)
 Packed: PE Bag
 Unspecified Tolerance: ±0.20mm

Part number information:
 YZT1071-25116-**025-01

- A Serial No.
- YZT1071: female header 180° DIP
- B Needle size:
Diameter * total
- C NO. of positions:
1*02-1*40pins
- D Spacing:
025: PH2.54mm
- E Manner of packing
01: loose

| PIN Number | Dimension(mm) | |
|------------|---------------|--------|
| | L1 | L2 |
| 1*2P | 2.54 | 5.48 |
| 1*3P | 5.08 | 8.02 |
| 1*4P | 7.62 | 10.56 |
| 1*5P | 10.16 | 13.10 |
| 1*6P | 12.70 | 15.64 |
| 1*7P | 15.24 | 18.18 |
| 1*8P | 17.78 | 20.72 |
| 1*9P | 20.32 | 23.26 |
| 1*10P | 22.86 | 25.80 |
| 1*11P | 25.40 | 28.34 |
| 1*12P | 27.94 | 30.88 |
| 1*13P | 30.48 | 33.42 |
| 1*14P | 33.02 | 35.96 |
| 1*15P | 35.56 | 38.50 |
| 1*16P | 38.10 | 41.04 |
| 1*17P | 40.64 | 43.58 |
| 1*18P | 43.18 | 46.12 |
| 1*19P | 45.72 | 48.66 |
| 1*20P | 48.26 | 51.20 |
| 1*21P | 50.80 | 53.74 |
| 1*22P | 53.34 | 56.28 |
| 1*23P | 55.88 | 58.82 |
| 1*24P | 58.42 | 61.36 |
| 1*25P | 60.96 | 63.90 |
| 1*26P | 63.50 | 66.44 |
| 1*27P | 66.04 | 68.98 |
| 1*28P | 68.58 | 71.52 |
| 1*29P | 71.12 | 74.06 |
| 1*30P | 73.66 | 76.60 |
| 1*31P | 76.20 | 79.14 |
| 1*32P | 78.74 | 81.68 |
| 1*33P | 81.28 | 84.22 |
| 1*34P | 83.82 | 86.76 |
| 1*35P | 86.36 | 89.30 |
| 1*36P | 88.90 | 91.84 |
| 1*37P | 91.44 | 94.38 |
| 1*38P | 93.98 | 96.92 |
| 1*39P | 96.52 | 99.46 |
| 1*40P | 99.06 | 102.00 |

Recommended P.C.B Layout

深圳市鑫扬泽电子有限公司



| | | | |
|--------|------------|------------|-----|
| SCALE: | N/A | UNIT | mm |
| SHEET: | 1 of 1 | PROJECTION | |
| DATE: | 2018.04.12 | VER. | A.0 |

THE UNMARKED TOLERANCE ARE AS BELOW :

| LENGTH | | ANGLE | |
|--------|---------|-------|--------|
| X.XX | ±0.05mm | X.XX | ±0.50° |
| X.X | ±0.10mm | X.X | ±1.00° |
| X. | ±0.20mm | X. | ±2.00° |

| | | | |
|--------------|--|----------|-----------------|
| DESIGNED BY: | | DWG. NO. | YZT1071-25116系列 |
| CHECKED BY: | | TITLE: | Pogo pin |
| APPROVED BY: | | | |