

HSCP-SP 1,5-1U6-000/000-7035 - Printed-circuit board connector



1064549

<https://www.phoenixcontact.com/us/products/1064549>

Please be informed that the data shown in this PDF document is generated from our online catalog. Please find the complete data in the user documentation. Our general terms of use for downloads are valid.



PCB connector, nominal cross section: 1.5 mm², color: light grey, nominal current: 8 A, rated voltage (III/2): 160 V, contact surface: Tin, contact connection type: Socket, number of rows: 2, number of positions: 6, product range: HSCP-SP 1,5-..., pitch: 3.45 mm, connection method: Push-in spring connection, conductor/PCB connection direction: 0 °, locking clip: - Locking clip, plug-in system: HSC 1,5, locking: without, mounting: without, type of packaging: packed in cardboard, Color of the spring levers: black

Your advantages

- Time saving push-in connection, tools not required
- Defined contact force ensures that contact remains stable over the long term
- Intuitive operation due to color-coded actuating push button
- Operation and conductor connection from one direction enable integration into front of device
- Quick and convenient testing using integrated test option
- User-friendly front connection plug for high contact densities

Commercial data

| | |
|--------------------------------------|--------------------------------|
| Item number | 1064549 |
| Packing unit | 50 pc |
| Minimum order quantity | 50 pc |
| Note | Made to order (non-returnable) |
| Sales key | AC15 |
| Product key | ACHECB |
| GTIN | 4055626721941 |
| Weight per piece (including packing) | 3.784 g |
| Weight per piece (excluding packing) | 3.772 g |
| Customs tariff number | 85366990 |
| Country of origin | PL |

HSCP-SP 1,5-1U6-000/000-7035 - Printed-circuit board connector



1064549

<https://www.phoenixcontact.com/us/products/1064549>

Technical data

Product properties

| | |
|---------------------|----------------|
| Product type | PCB connector |
| Product family | HSCP-SP 1,5-.. |
| Number of positions | 6 |
| Pitch | 3.45 mm |
| Number of rows | 2 |

Electrical properties

| | |
|-----------------------------|--------|
| Nominal current I_N | 8 A |
| Nominal voltage U_N | 160 V |
| Degree of pollution | 3 |
| Rated voltage (III/3) | 63 V |
| Rated surge voltage (III/3) | 2.5 kV |
| Rated voltage (III/2) | 160 V |
| Rated surge voltage (III/2) | 2.5 kV |
| Rated voltage (II/2) | 160 V |
| Rated surge voltage (II/2) | 2.5 kV |

Connection data

Connection technology

| | |
|-------------------------|---------------------|
| Connector system | HSC 1,5 |
| Nominal cross section | 1.5 mm ² |
| Contact connection type | Socket |

Interlock

| | |
|-----------------|---------|
| Locking type | without |
| Mounting flange | without |

Conductor connection

| | |
|---|--|
| Connection method | Push-in spring connection |
| Conductor/PCB connection direction | 0 ° |
| Conductor cross section rigid | 0.2 mm ² ... 1.5 mm ² |
| Conductor cross section flexible | 0.2 mm ² ... 1.5 mm ² |
| Conductor cross section AWG | 24 ... 16 |
| Conductor cross section flexible, with ferrule without plastic sleeve | 0.25 mm ² ... 1.5 mm ² |
| Conductor cross section, flexible, with ferrule, with plastic sleeve | 0.25 mm ² ... 1 mm ² |
| Cylindrical gauge a x b / diameter | 2.4 mm x 1.5 mm / - |
| Stripping length | 8 mm |

Specifications for ferrules without insulating collar

HSCP-SP 1,5-1U6-000/000-7035 - Printed-circuit board connector



1064549

<https://www.phoenixcontact.com/us/products/1064549>

| | |
|--|--|
| recommended crimping tool | 1212034 CRIMPFOX 6 |
| ferrules without insulating collar, according to DIN 46228-1 | Cross section: 0.25 mm ² ; Length: 8 mm ... 10 mm |
| | Cross section: 0.34 mm ² ; Length: 8 mm ... 10 mm |
| | Cross section: 0.5 mm ² ; Length: 8 mm ... 10 mm |
| | Cross section: 0.75 mm ² ; Length: 8 mm ... 10 mm |
| | Cross section: 1 mm ² ; Length: 8 mm ... 10 mm |
| | Cross section: 1.5 mm ² ; Length: 10 mm |

Specifications for ferrules with insulating collar

| | |
|---|--|
| recommended crimping tool | 1212034 CRIMPFOX 6 |
| ferrules with insulating collar, according to DIN 46228-4 | Cross section: 0.25 mm ² ; Length: 8 mm ... 10 mm |
| | Cross section: 0.34 mm ² ; Length: 8 mm ... 10 mm |
| | Cross section: 0.5 mm ² ; Length: 10 mm |
| | Cross section: 0.75 mm ² ; Length: 10 mm |
| | Cross section: 1 mm ² ; Length: 10 mm |

Material specifications

Material data - contact

| | |
|-------------------------|--|
| Note | WEEE/RoHS-compliant, free of whiskers according to IEC 60068-2-82/JEDEC JESD 201 |
| Contact material | Cu alloy |
| Surface characteristics | Tin-plated |

Material data - housing

| | |
|---|-------------------|
| Color (Housing) | light grey (7035) |
| Insulating material | PA |
| Insulating material group | I |
| CTI according to IEC 60112 | 600 |
| Flammability rating according to UL 94 | V0 |
| Glow wire flammability index GWFI according to EN 60695-2-12 | 850 |
| Glow wire ignition temperature GWIT according to EN 60695-2-13 | 775 |
| Temperature for the ball pressure test according to EN 60695-10-2 | 125 °C |

Material data – actuating element

| | |
|--|------|
| Insulating material | PBT |
| Insulating material group | IIIa |
| CTI according to IEC 60112 | 275 |
| Flammability rating according to UL 94 | V0 |

Dimensions

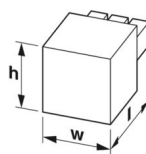
HSCP-SP 1,5-1U6-000/000-7035 - Printed-circuit board connector



1064549

<https://www.phoenixcontact.com/us/products/1064549>

Dimensional drawing



| | |
|------------|---------|
| Pitch | 3.45 mm |
| Width [w] | 18.8 mm |
| Height [h] | 10.9 mm |
| Length [l] | 21.6 mm |

Mounting

Processing notes

| | |
|----------------------------------|--------|
| Moisture Sensitive Level | MSL 1 |
| Classification temperature T_c | 260 °C |
| Solder cycles in the reflow | 3 |

Notes

| | |
|-----------------------|---|
| Assembly instruction: | Refer to the data sheet for the range in the download area. |
|-----------------------|---|

Safety note

| | |
|-------------|--|
| Safety note | WARNING: The connectors may not be plugged in or disconnected under load. Ignoring the warning or improper use may damage persons and/or property. |
| | • WARNING: Commission properly functioning products only. The products must be regularly inspected for damage. Decommission defective products immediately. Replace damaged products. Repairs are not possible. |
| | • WARNING: Only electrically qualified personnel may install and operate the product. They must observe the following safety notes. The qualified personnel must be familiar with the basics of electrical engineering. They must be able to recognize and prevent danger. The relevant symbol on the packaging indicates that only personnel familiar with electrical engineering are allowed to install and operate the product. |
| | • The item is intended to be an unencapsulated plug for installation in a housing. |
| | • Operate the connector only when it is fully plugged in. |

Environmental and real-life conditions

Ambient conditions

| | |
|---|---|
| Ambient temperature (operation) | -40 °C ... 105 °C (dependent on the derating curve) |
| Ambient temperature (storage/transport) | -40 °C ... 55 °C |
| Relative humidity (storage/transport) | 30 % ... 70 % |
| Ambient temperature (assembly) | -5 °C ... 100 °C |

HSCP-SP 1,5-1U6-000/000-7035 - Printed-circuit board connector



1064549

<https://www.phoenixcontact.com/us/products/1064549>

Electrical tests

Air clearances and creepage distances |

| | |
|--|---------------------|
| Specification | IEC 60664-1:2007-04 |
| Insulating material group | I |
| Comparative tracking index (IEC 60112) | CTI 600 |
| Rated insulation voltage (III/3) | 63 V |
| Rated surge voltage (III/3) | 2.5 kV |
| minimum clearance value - non-homogenous field (III/3) | 1.5 mm |
| minimum creepage distance (III/3) | 1.6 mm |
| Rated insulation voltage (III/2) | 160 V |
| Rated surge voltage (III/2) | 2.5 kV |
| minimum clearance value - non-homogenous field (III/2) | 1.5 mm |
| minimum creepage distance (III/2) | 1.6 mm |
| Rated insulation voltage (II/2) | 160 V |
| Rated surge voltage (II/2) | 2.5 kV |
| minimum clearance value - non-homogenous field (II/2) | 1.5 mm |
| minimum creepage distance (II/2) | 1.6 mm |

Packaging specifications

| | |
|----------------------|---------------------|
| Type of packaging | packed in cardboard |
| Outer packaging type | Carton |

HSCP-SP 1,5-1U6-000/000-7035 - Printed-circuit board connector

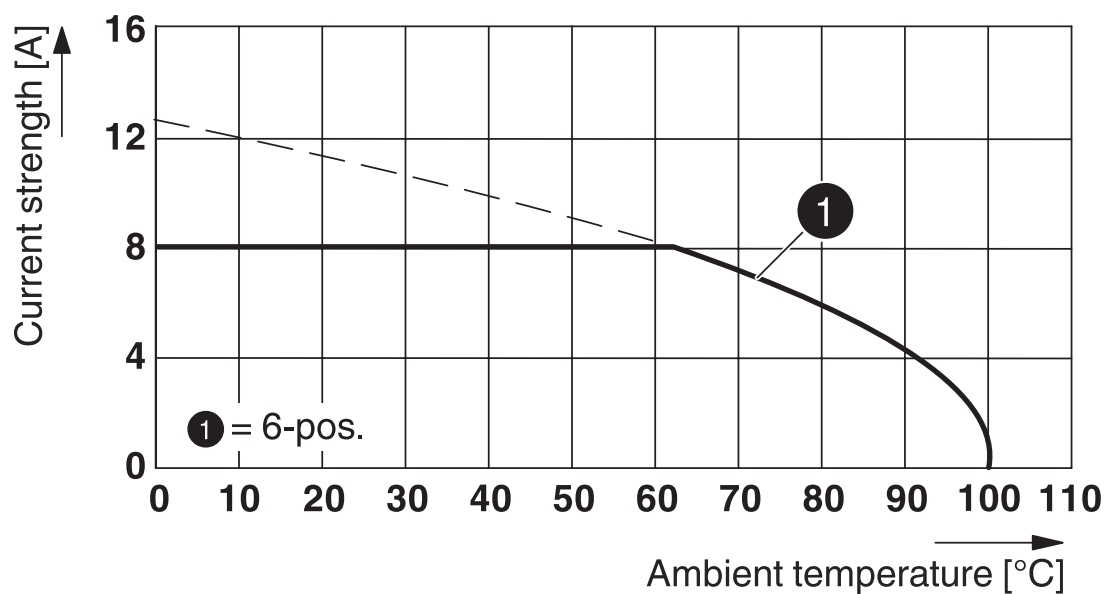


1064549

<https://www.phoenixcontact.com/us/products/1064549>

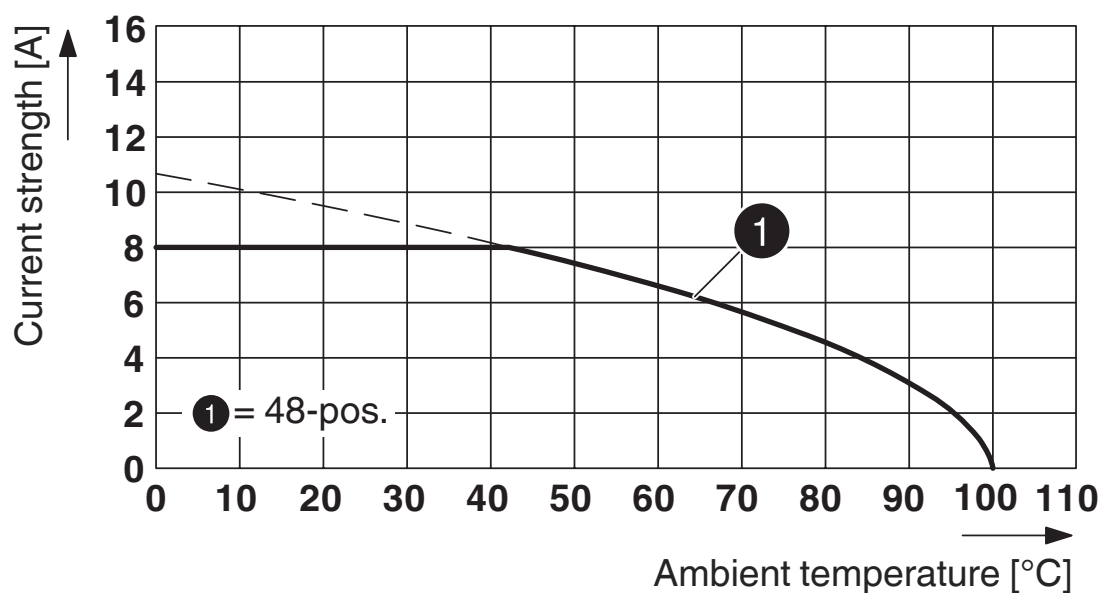
Drawings

Diagram



Type: HSCP-SP 1,5-1U/ 6 7035 with HSCH 1,5-2U/12 9005

Diagram



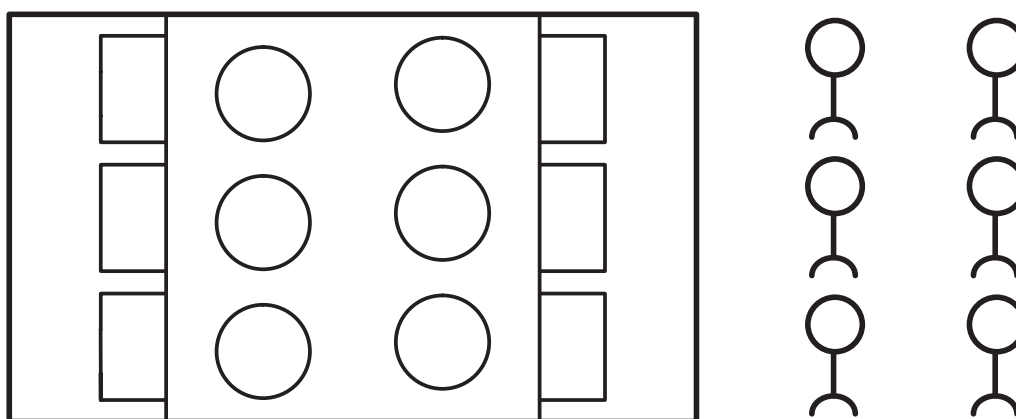
Type: HSCP-SP 1,5-... with HSCH 1,5-...U/... THR 9005

HSCP-SP 1,5-1U6-000/000-7035 - Printed-circuit board connector

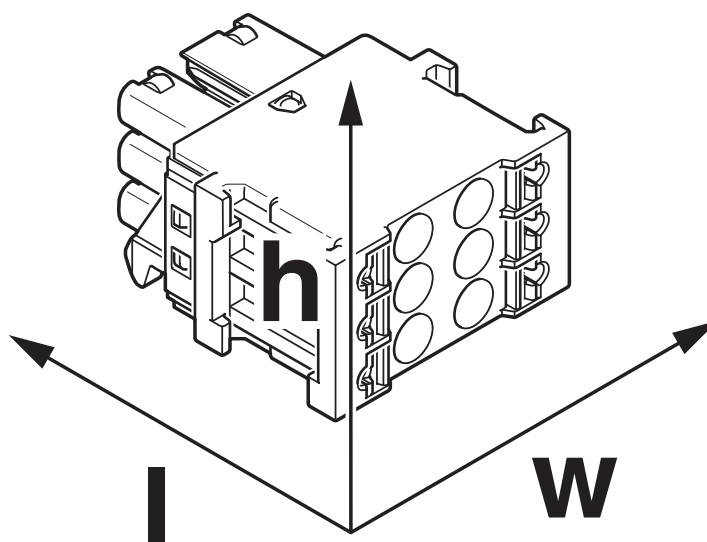
1064549

<https://www.phoenixcontact.com/us/products/1064549>

Schematic diagram



Schematic diagram



HSCP-SP 1,5-1U6-000/000-7035 - Printed-circuit board connector




1064549

<https://www.phoenixcontact.com/us/products/1064549>

Approvals

To download certificates, visit the product detail page: <https://www.phoenixcontact.com/us/products/1064549>

|  cULus Recognized Approval ID: E60425-20150613 | | | | |
|---|-----------------------|-----------------------|-------------------|-----------------------------|
| | Nominal voltage U_N | Nominal current I_N | Cross section AWG | Cross section mm^2 |
| Use group B | | | | |
| | 150 V | 8 A | 24 - 16 | - |
| Use group F | | | | |
| | 63 V | 8 A | 24 - 16 | - |

|  VDE Zeichengenehmigung Approval ID: 40045969 | | | | |
|--|-----------------------|-----------------------|-------------------|-----------------------------|
| | Nominal voltage U_N | Nominal current I_N | Cross section AWG | Cross section mm^2 |
| | 320 V | 8 A | - | 0.2 - 1.5 |

HSCP-SP 1,5-1U6-000/000-7035 - Printed-circuit board connector



1064549

<https://www.phoenixcontact.com/us/products/1064549>

Classifications

ECLASS

| | |
|-------------|----------|
| ECLASS-11.0 | 27460202 |
| ECLASS-12.0 | 27460202 |
| ECLASS-13.0 | 27460202 |

ETIM

| | |
|----------|----------|
| ETIM 9.0 | EC002638 |
|----------|----------|

UNSPSC

| | |
|-------------|----------|
| UNSPSC 21.0 | 39121400 |
|-------------|----------|

HSCP-SP 1,5-1U6-000/000-7035 - Printed-circuit board connector



1064549
<https://www.phoenixcontact.com/us/products/1064549>

Environmental product compliance

| | |
|------------|---|
| China RoHS | Environmentally friendly use period: unlimited = EFUP-e |
| | No hazardous substances above threshold values |

HSCP-SP 1,5-1U6-000/000-7035 - Printed-circuit board connector



1064549

<https://www.phoenixcontact.com/us/products/1064549>

Accessories

SZS 0,4X2,5 VDE - Screwdriver

1205037

<https://www.phoenixcontact.com/us/products/1205037>



Screwdriver, slot-headed, VDE insulated, size: 0.4 x 2.5 x 80 mm, 2-component grip, with non-slip grip

Phoenix Contact 2024 © - all rights reserved
<https://www.phoenixcontact.com>

Phoenix Contact USA
586 Fulling Mill Road
Middletown, PA 17057, United States
(+717) 944-1300
info@phoenixcon.com