

NO.	ECN NO.	DESCRIPTION	DATE
1			

PIN No.	Dim.(mm)	
	L1	L2
1*1	2.54
1*2	2.54	5.08
1*3	5.08	7.62
1*4	7.62	10.16
1*5	10.16	12.70
1*6	12.70	15.24
1*7	15.24	17.78
1*8	17.78	20.32
1*9	20.32	22.86
1*10	22.86	25.40
1*11	25.40	27.94
1*12	27.94	30.48
1*13	30.48	33.02
1*14	33.02	35.56
1*15	35.56	38.10
1*16	38.10	40.64
1*17	40.64	43.18
1*18	43.18	45.72
1*19	45.72	48.26
1*20	48.26	50.80
1*21	50.80	53.34
1*22	53.34	55.88
1*23	55.88	58.42
1*24	58.42	60.96
1*25	60.96	63.50
1*26	63.50	66.04
1*27	66.04	68.58
1*28	68.58	71.12
1*29	71.12	73.66
1*30	73.66	76.20
1*31	76.20	78.74
1*32	78.74	81.28
1*33	81.28	83.82
1*34	83.82	86.36
1*35	86.36	88.90
1*36	88.90	91.44
1*37	91.44	93.98
1*38	93.98	96.52
1*39	96.52	99.06
1*40	99.06	101.60

Electrical:
 Current Rating: 3 Amps
 Withstanding Voltage: 500V AC/DC
 Insulation Resistance: 1000M Ohms Min.
 Operating Temperature: -25°C to +105°C

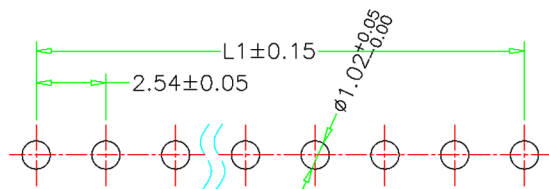
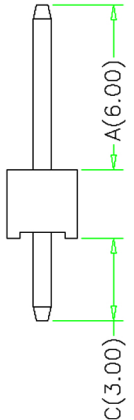
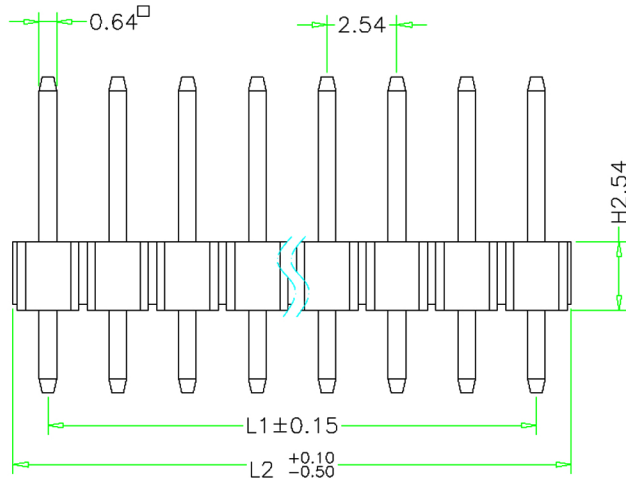
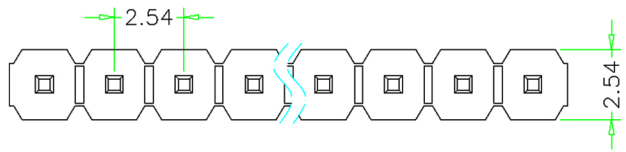
Material:
 Housing: PBT or High-Temp.
 Terminal: Copper Alloy
 Plated: Gold flash all over based on the Ni
 Packed: PE Bag

Unspecified Tolerance: ±0.20mm

Part number information:
 YZT1069-06115-**025-01

- A Serial No.
YZT1069: 180° DIP pin header
- B Needle size:
Diameter * total
- C NO. of positions:
1*01-1*40pins
- D Spacing:
025: PH2.54mm
- E Manner of packing
01: loose

Code	A	C	Code	A	C
C20	5.84	2.54	C19	4.00	4.00
C18	8.46	3.00	C17	7.96	3.00
C16	3.00	3.00	C15	5.80	3.00
C35	5.70	2.80	C14	5.50	3.50
C34	5.50	3.30	C13	4.30	3.00
C33	9.50	3.00	C12	24.5	3.00
C32	3.10	2.79	C11	6.96	3.00
C31	2.70	3.18	C10	7.70	3.00
C30	6.20	1.80	C09	13.00	1.30
C29	15.5	3.00	C08	8.00	1.30
C28	9.50	3.00	C07	4.00	3.00
C27	0.00	5.00	C06	5.00	4.00
C26	0.50	8.50	C05	6.30	3.00
C25	2.50	1.00	C04	3.50	2.40
C24	2.50	8.00	C03	8.66	3.00
C23	11.68	3.00	C02	8.00	3.00
C22	6.75	2.90	C01	6.00	3.00
C21	3.00	3.00			



Recommended P.C.B. Layout

深圳市鑫扬泽电子有限公司



SCALE:	N/A	UNIT	mm
SHEET:	1 of 1	PROJECTION	
DATE:	2018.04.12	VER.	A.0

THE UNMARKED TOLERANCE ARE AS BELOW :

LENGTH		ANGLE	
X.XX	±0.05mm	X.XX	±0.50°
X.X	±0.10mm	X.X	±1.00°
X.	±0.20mm	X.	±2.00°

DESIGNED BY:		DWG. NO.	YZT1069-06115系列
CHECKED BY:		TITLE:	Pogo pin
APPROVED BY:			