

776437-2 ✓ ACTIVE

AMP | AMPSEAL 16

TE Internal #: 776437-2

Housing for Female Terminals, Wire-to-Wire, 12 Position, .177 in [4.5 mm] Centerline, Sealable, Gray, Cable Mount (Free-Hanging), AMPSEAL 16

[View on TE.com >](#)



Connectors > Automotive Connectors > Automotive Housings > AMPSEAL 16 Housings



Connector System: **Wire-to-Wire**

Number of Positions: **12**

Connector & Housing Type: **Housing for Female Terminals**

Centerline (Pitch): **4.5 mm [.177 in]**

Sealable: **Yes**

[All AMPSEAL 16 Housings \(226\)](#)

Features

Product Type Features

| | |
|--------------------------|------------------------------|
| Mixed & Hybrid Connector | No |
| Connector Shape | Rectangular |
| Connector System | Wire-to-Wire |
| Connector & Housing Type | Housing for Female Terminals |
| Sealable | Yes |
| Primary Locking Feature | Integrated in Housing |

Configuration Features

| | |
|---------------------|----|
| Number of Positions | 12 |
| Number of Rows | 2 |

Electrical Characteristics

| | |
|------------------------------|--|
| Operating Voltage | 250 VDC |
| Nominal Voltage Architecture | 12 V, 24 V, 42 V, 48 V, 80 V, 90 V, 125 V, 240 V |

Body Features

| | |
|-----------------------|------|
| Cable Exit Angle | 180° |
| Primary Product Color | Gray |



| | |
|-------------------------|---|
| Connector & Keying Code | 2 |
|-------------------------|---|

Contact Features

| | |
|--------------|---------|
| Contact Size | Size 16 |
|--------------|---------|

| | |
|--------------|--------|
| Contact Type | Socket |
|--------------|--------|

| | |
|---------------------|-----------------|
| Mating Pin Diameter | 1.5 mm[.059 in] |
|---------------------|-----------------|

| | |
|------------------------------|------|
| Contact Current Rating (Max) | 13 A |
|------------------------------|------|

Mechanical Attachment

| | |
|-----------------------------|-----|
| Terminal Position Assurance | Yes |
|-----------------------------|-----|

| | |
|---------------|------------------|
| Strain Relief | Add By Accessory |
|---------------|------------------|

| | |
|-----------------------|-------|
| Mating Alignment Type | Keyed |
|-----------------------|-------|

| | |
|------------------|------|
| Mating Alignment | With |
|------------------|------|

| | |
|-------------------------|----------------------------|
| Connector Mounting Type | Cable Mount (Free-Hanging) |
|-------------------------|----------------------------|

Housing Features

| | |
|------------------|--------|
| Housing Material | PBT GF |
|------------------|--------|

| | |
|--------------------|-----------------|
| Centerline (Pitch) | 4.5 mm[.177 in] |
|--------------------|-----------------|

Dimensions

| | |
|------------------|------------------|
| Connector Height | 31.5 mm[1.24 in] |
|------------------|------------------|

| | |
|---------------|-------------------|
| Product Width | 36.8 mm[1.449 in] |
|---------------|-------------------|

| | |
|----------------|--------------------|
| Product Length | 38.33 mm[1.509 in] |
|----------------|--------------------|

| | |
|--------------------|-----------------|
| Row-to-Row Spacing | 5.3 mm[.209 in] |
|--------------------|-----------------|

Usage Conditions

| | |
|-----------------------------|---|
| Operating Temperature (Max) | 70 °C, 75 °C, 80 °C, 85 °C, 90 °C, 100 °C, 105 °C, 110 °C, 120 °C, 125 °C[158 °F][167 °F][176 °F][185 °F][194 °F][212 °F][221 °F][230 °F][248 °F][257 °F] |
|-----------------------------|---|

| | |
|-----------------------------|----------------------------|
| Operating Temperature Range | -40 – 125 °C[-40 – 257 °F] |
|-----------------------------|----------------------------|

Industry Standards

| | |
|----------------------|------|
| Degree of Protection | IP67 |
|----------------------|------|

| | |
|------------------------|---------|
| UL Flammability Rating | UL 94HB |
|------------------------|---------|

Packaging Features

| | |
|--------------------|----|
| Packaging Quantity | 14 |
|--------------------|----|

| | |
|------------------|---------|
| Packaging Method | Package |
|------------------|---------|

Other



| | |
|--------------------------------------|-----|
| Serviceable | Yes |
| Connector Position Assurance Capable | Yes |

Product Compliance

[For compliance documentation, visit the product page on TE.com>](#)

| | |
|---|---|
| EU RoHS Directive 2011/65/EU | Compliant |
| EU ELV Directive 2000/53/EC | Compliant |
| China RoHS 2 Directive MIIT Order No 32, 2016 | No Restricted Materials Above Threshold |
| EU REACH Regulation (EC) No. 1907/2006 | <p>Current ECHA Candidate List: JUNE 2023 (235)</p> <p>Candidate List Declared Against: JUNE 2023 (235)</p> <p>SVHC > Threshold:</p> <ul style="list-style-type: none"> Octamethylcyclotetrasiloxane (D4) (.5% in Component Part) Dodecamethylcyclohexasiloxane (D6) (.5% in Component Part) Decamethylcyclopentasiloxane (D5) (.5% in Component Part) <p>Article Safe Usage Statements: Wash thoroughly after handling. Recycle if possible and dispose of the article by following all applicable governmental regulations relevant to your geographic location.</p> |
| Halogen Content | BFR/CFR/PVC Free, but Br/Cl >900 ppm in other sources. |
| Solder Process Capability | Not applicable for solder process capability |





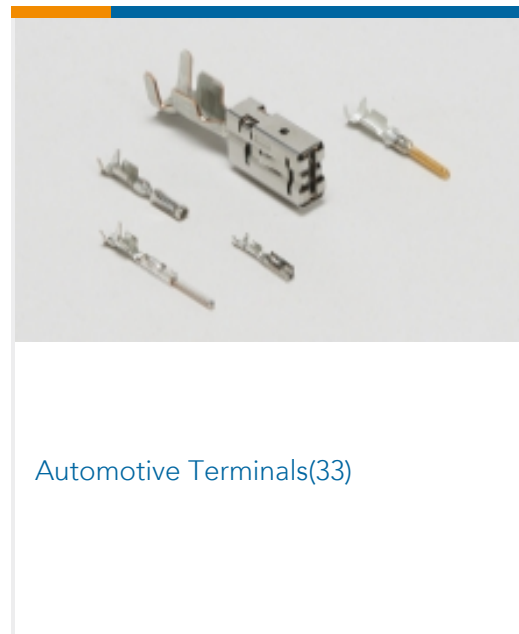
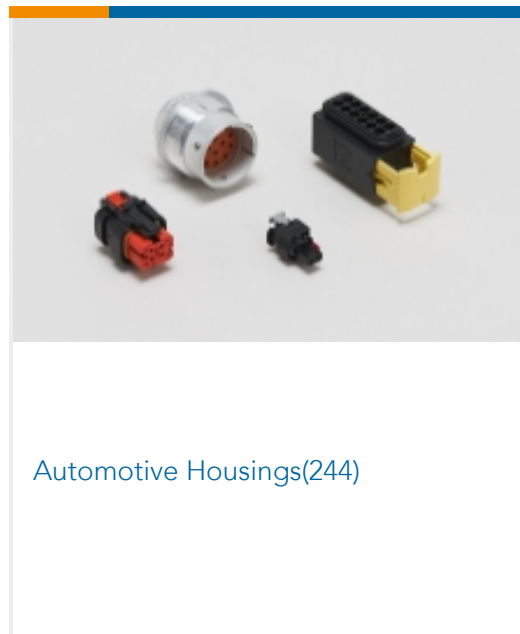
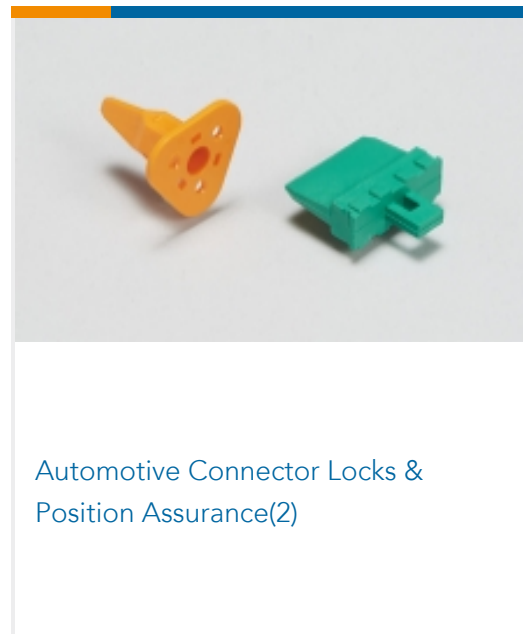

Product Compliance Disclaimer

This information is provided based on reasonable inquiry of our suppliers and represents our current actual knowledge based on the information they provided. This information is subject to change. The part numbers that TE has identified as EU RoHS compliant have a maximum concentration of 0.1% by weight in homogenous materials for lead, hexavalent chromium, mercury, PBB, PBDE, DBP, BBP, DEHP, DIBP, and 0.01% for cadmium, or qualify for an exemption to these limits as defined in the Annexes of Directive 2011/65/EU (RoHS2). Finished electrical and electronic equipment products will be CE marked as required by Directive 2011/65/EU. Components may not be CE marked. Additionally, the part numbers that TE has identified as EU ELV compliant have a maximum concentration of 0.1% by weight in homogenous materials for lead, hexavalent chromium, and mercury, and 0.01% for cadmium, or qualify for an exemption to these limits as defined in the Annexes of Directive 2000/53/EC (ELV). Regarding the REACH Regulation, the information TE provides on SVHC in articles for this part number is based on the latest European Chemicals Agency (ECHA) 'Guidance on requirements for substances in articles' posted at this URL: <https://echa.europa.eu/guidance-documents/guidance-on-reach>

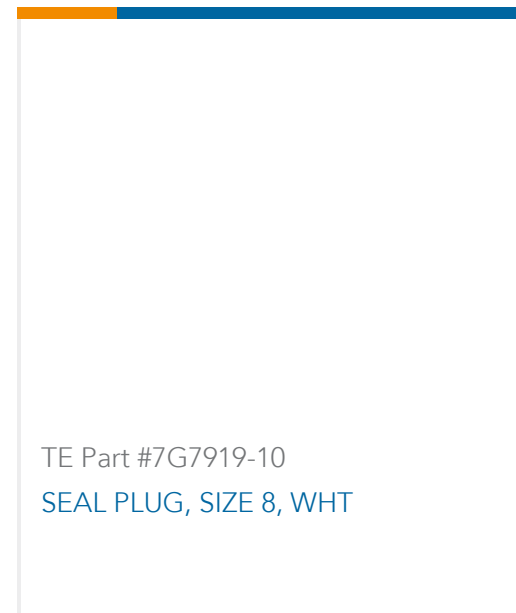
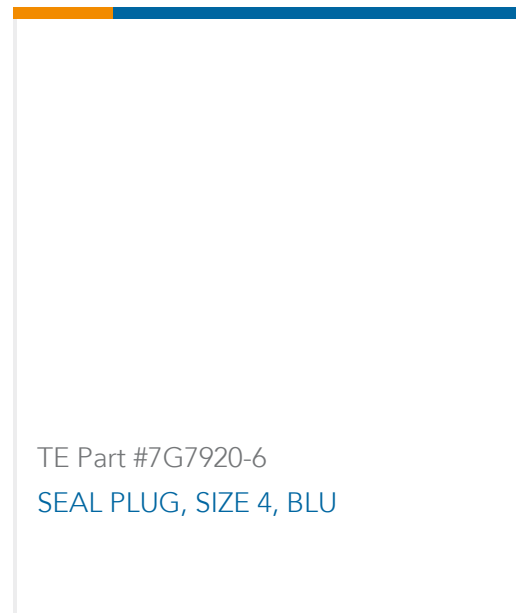
Compatible Parts



Also in the Series | AMPSEAL 16



Customers Also Bought



Documents

Product Drawings

[AS 16, 12P PLUG ASSY, KEY 2](#)

English

CAD Files

[3D PDF](#)

3D

Customer View Model

[ENG_CVM_CVM_776437-2_E_c-776437-2-e.2d_dxf.zip](#)

English

Customer View Model

[ENG_CVM_CVM_776437-2_E_c-776437-2-e.3d_igs.zip](#)

English

Customer View Model

[ENG_CVM_CVM_776437-2_E_c-776437-2-e.3d_stp.zip](#)

English

By downloading the CAD file I accept and agree to the [Terms and Conditions](#) of use.

Datasheets & Catalog Pages

[ICT Terminals and Connectors Catalogue](#)

English

[CONNECTOR SELECTOR](#)

English

Product Specifications

[Application Specification](#)

English

Instruction Sheets

[Instruction Sheet \(U.S.\)](#)

English