



DEUTSCH | DEUTSCH DT

TE Internal #: DT06-3S-CL08

Housing for Female Terminals, Wire-to-Wire, 3 Position, .394 in [10.01 mm] Centerline, Sealable, Black, Wire & Cable, Power & Signal, DEUTSCH DT

[View on TE.com >](#)

Connectors > Automotive Connectors > Automotive Housings > DEUTSCH DT Plug Connectors



Connector System: **Wire-to-Wire**

Number of Positions: **3**

Connector & Housing Type: **Housing for Female Terminals**

Centerline (Pitch): **10.01 mm [.394 in]**

Sealable: **Yes**

[All DEUTSCH DT Plug Connectors \(212\)](#)

Features

Product Type Features

Mixed & Hybrid Connector	No
Connector Shape	Triangular
Connector System	Wire-to-Wire
Connector & Housing Type	Housing for Female Terminals
Sealable	Yes
Connector & Contact Terminates To	Wire & Cable
Primary Locking Feature	Integrated in Housing

Configuration Features

Blank Cavity Position	0
Connector Modification	Enhanced Seal Retention
Connector Seal Code	E Seal
Number of Positions	3

Electrical Characteristics

Operating Voltage	250 VAC
Nominal Voltage Architecture	12 V, 24 V, 48 V

Body Features

Cable Exit Angle	180°
------------------	------



Primary Product Color	Black
-----------------------	-------

Contact Features

Contact Size	Size 16
--------------	---------

Contact Type	Socket
--------------	--------

Mating Pin Diameter	1.59 mm[.063 in]
---------------------	------------------

Contact Current Rating (Max)	13 A
------------------------------	------

Mechanical Attachment

Terminal Position Assurance	Yes
-----------------------------	-----

Strain Relief	Add By Accessory
---------------	------------------

Mating Alignment Type	Polarized
-----------------------	-----------

Mating Alignment	With
------------------	------

Connector Mounting Type	Panel Mount
-------------------------	-------------

Housing Features

Housing Material	PA GF
------------------	-------

Centerline (Pitch)	10.01 mm[.394 in]
--------------------	-------------------

Dimensions

Connector Height	33.02 mm[1.3 in]
------------------	------------------

Product Width	50.8 mm[2 in]
---------------	---------------

Product Length	29.92 mm[1.178 in]
----------------	--------------------

Compatible Insulation Diameter Range	1.35 – 3.05 mm[.053 – .12 in]
--------------------------------------	-------------------------------

Usage Conditions

Operating Temperature (Max)	125 °C[257 °F]
-----------------------------	----------------

Operating Temperature Range	-55 – 125 °C[-67 – 257 °F]
-----------------------------	----------------------------

Operation/Application

Circuit Application	Power & Signal
---------------------	----------------

Industry Standards

Degree of Protection	IP68, IP6K9K
----------------------	--------------

Compatible With Agency/Standards Products	SAE J2030
---	-----------

UL Flammability Rating	12mm Flame Test per Standard UL-94
------------------------	------------------------------------

Packaging Features

Packaging Quantity	200
--------------------	-----



Packaging Method	Box
------------------	-----

Other

Serviceable	Yes
Connector Position Assurance Capable	No

Product Compliance

[For compliance documentation, visit the product page on TE.com>](#)

EU RoHS Directive 2011/65/EU	Compliant
------------------------------	-----------

EU ELV Directive 2000/53/EC	Compliant
-----------------------------	-----------

China RoHS 2 Directive MIIT Order No 32, 2016	No Restricted Materials Above Threshold
---	---

EU REACH Regulation (EC) No. 1907/2006	<p>Current ECHA Candidate List: JUNE 2023 (235) Candidate List Declared Against: JUNE 2023 (235) SVHC > Threshold: Octamethylcyclotetrasiloxane (D4) (.5% in Component Part) Dodecamethylcyclohexasiloxane (D6) (.5% in Component Part) Decamethylcyclopentasiloxane (D5) (.5% in Component Part)</p> <p>Article Safe Usage Statements: Wash thoroughly after handling. Recycle if possible and dispose of the article by following all applicable governmental regulations relevant to your geographic location.</p>
--	---

Halogen Content	Not Low Halogen - contains Br or Cl > 900 ppm.
-----------------	--

Solder Process Capability	Not reviewed for solder process capability
---------------------------	--

Product Compliance Disclaimer

This information is provided based on reasonable inquiry of our suppliers and represents our current actual knowledge based on the information they provided. This information is subject to change. The part numbers that TE has identified as EU RoHS compliant have a maximum concentration of 0.1% by weight in homogenous materials for lead, hexavalent chromium, mercury, PBB, PBDE, DBP, BBP, DEHP, DIBP, and 0.01% for cadmium, or qualify for an exemption to these limits as defined in the Annexes of Directive 2011/65/EU (RoHS2). Finished electrical and electronic equipment products will be CE marked as required by Directive 2011/65/EU. Components may not be CE marked. Additionally, the part numbers that TE has identified as EU ELV compliant have a maximum concentration of 0.1% by weight in homogenous materials for lead, hexavalent chromium, and mercury, and 0.01% for cadmium, or qualify for an exemption to these limits as defined in the Annexes of Directive 2000/53/EC (ELV). Regarding the REACH Regulation, the information TE provides on SVHC in articles for this part number is based on the latest European Chemicals Agency (ECHA) 'Guidance on requirements for substances in articles' posted at this URL: <https://echa.europa.eu/guidance-documents/guidance-on-reach>

Compatible Parts




TE Part # CAT-J67-DSCC16
DEUTSCH Size 16 Crimp Contacts



TE Part # CAT-J41-DDRC
DEUTSCH DT Receptacle Connectors



TE Part # 1011-345-0305
DUST CAP, 3P, PLG, BLK, DT



TE Part # CAT-D487-W416
Wedgelocks: DEUTSCH DT



TE Part # CAT-D48-ST273
DEUTSCH Solid Contacts



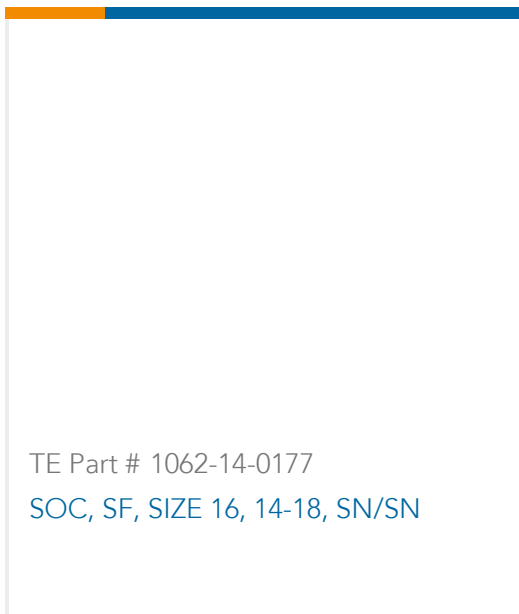
TE Part # CAT-D48-SP729
DEUTSCH Sealing Plugs



TE Part # DT-RT1
EXT TOOL, FRONT RELEASE




TE Part # CAT-D487-H342
DEUTSCH DT Headers




TE Part # 1062-14-0177
SOC, SF, SIZE 16, 14-18, SN/SN


Also in the Series | **DEUTSCH DT**




Automotive Connector Caps & Covers
(19)




Automotive Connector Locks & Position Assurance(74)




Automotive Housings(657)




Connector Backshells(58)




Connector Seals & Cavity Plugs(6)



Connector Strain Relief(28)



Insertion & Extraction Tools(3)



Other Automotive Connector Accessories(27)



PCB Headers & Receptacles(103)

Customers Also Bought




TE Part #DT06-08SB-P012
PLG, 8P, BLK, N, SEAL RET, B




ANVIL REPRESENTATION ONLY

TE Part #5-1803001-5
ANVIL, COMBINATION, END FEED



TE Part #1-1633921-2
ANVIL, COMBINATION



TE Part #1333205-4
ANVIL, COMBINATION (.090)



ANVIL REPRESENTATION ONLY

TE Part #1803058-6
ANVIL COMBINATION



TE Part #2294562-1
UMNL TWIST-N-LOK, 5POS, CAP HOUSING




TE Part #2294562-2
UMNL TWIST-N-LOK, 5POS, CAP HOUSING




CRIMPER REPRESENTATION ONLY

TE Part #5-1633860-7
CRIMPER, WIRE F



TE Part #6-1803260-5
CRIMPER, INSULATION F PREMIUM



TE Part #9-458834-6
ANVIL, COMBINATION

Documents

Product Drawings

PLG, 3P, BLK, E, FLANGE CAP

English

CAD Files

3D PDF

3D

Customer View Model

ENG_CVM_CVM_DT06-3S-CL08_99_c-dt06-3s-cl08-99.2d_dxf.zip



English

Customer View Model

[ENG_CVM_CVM_DT06-3S-CL08_99_c-dt06-3s-cl08-99.3d_igs.zip](#)

English

Customer View Model

[ENG_CVM_CVM_DT06-3S-CL08_99_c-dt06-3s-cl08-99.3d_stp.zip](#)

English

By downloading the CAD file I accept and agree to the [Terms and Conditions](#) of use.

Datasheets & Catalog Pages

[ICT Terminals and Connectors Catalogue](#)

English

[CONNECTOR SELECTOR](#)

English

Product Specifications

[Engineering Report](#)

English

Agency Approvals

[UL Report](#)

English