

2MM-R-S05-VT-02-T-TB

✓ ACTIVE

AMPMODU | AMPMODU 2 mm


TE Internal #: 2314875-5

PCB Mount Receptacle, Vertical, Board-to-Board, 5 Position, 2 mm [.079 in] Centerline, Tin, Through Hole - Solder, Signal, Black, AMPMODU 2 mm

[View on TE.com >](#)



Connectors > PCB Connectors > PCB Headers & Receptacles



PCB Connector Assembly Type: **PCB Mount Receptacle**

PCB Mount Orientation: **Vertical**

Connector System: **Board-to-Board**

Number of Positions: **5**

Number of Rows: **1**

Features

Product Type Features

| | |
|-----------------------------------|-----------------------|
| PCB Connector Assembly Type | PCB Mount Receptacle |
| Connector System | Board-to-Board |
| Connector & Contact Terminates To | Printed Circuit Board |

Configuration Features

| | |
|----------------------------|----------|
| Number of Loaded Positions | 5 |
| PCB Mount Orientation | Vertical |
| Number of Positions | 5 |
| Number of Rows | 1 |

Electrical Characteristics

| | |
|---------------------------------------|---------|
| Dielectric Withstanding Voltage (Max) | 650 VAC |
| Operating Voltage | 125 VAC |

Body Features

| | |
|-----------------------|----------|
| Connector Profile | Standard |
| Primary Product Color | Black |



Contact Features

| | |
|---|-------------------------------|
| Mating Square Post Dimension | .5 mm[.019 in] |
| PCB Contact Termination Area Plating Material Thickness | 3 – 5 µm[118.11 – 196.85 µin] |
| Contact Layout | Inline |
| Contact Underplating Material Thickness | 1.27 µm[50 µin] |
| PCB Contact Termination Area Plating Material Finish | Matte |
| Contact Mating Area Plating Material Finish | Matte |
| Contact Underplating Material | Nickel |
| PCB Contact Termination Area Plating Material | Tin |
| Contact Base Material | Phosphor Bronze |
| Contact Mating Area Plating Material | Tin |
| Contact Mating Area Plating Material Thickness | 3 – 5 µm[118.11 – 196.85 µin] |
| Contact Type | Socket |
| Contact Current Rating (Max) | 2 A |

Termination Features

| | |
|---|-----------------------|
| Rectangular Termination Post & Tail Thickness | .2 mm[.008 in] |
| Rectangular Termination Post & Tail Width | .4 mm[.016 in] |
| Termination Post & Tail Length | 2.7 mm[.106 in] |
| Termination Method to Printed Circuit Board | Through Hole - Solder |

Mechanical Attachment

| | |
|-------------------------|-------------|
| Mating Alignment | Without |
| PCB Mount Retention | Without |
| PCB Mount Alignment | Without |
| Connector Mounting Type | Board Mount |

Housing Features

| | |
|--------------------|------------------------------|
| Centerline (Pitch) | 2 mm[.079 in] |
| Housing Material | LCP (Liquid Crystal Polymer) |

Dimensions

| | |
|-----------------------------|-----------------|
| Connector Length | 10 mm[.394 in] |
| Connector Height | 4.5 mm[.18 in] |
| Connector Width | 2 mm[.079 in] |
| PCB Thickness (Recommended) | 1.6 mm[.063 in] |



Usage Conditions

| | |
|-----------------------------|----------------------------|
| Housing Temperature Rating | High |
| Operating Temperature Range | -40 – 105 °C[-40 – 221 °F] |

Operation/Application

| | |
|---------------------|--------|
| Circuit Application | Signal |
|---------------------|--------|

Industry Standards

| | |
|------------------------|----------|
| UL Flammability Rating | UL 94V-0 |
|------------------------|----------|

Packaging Features

| | |
|----------------|------|
| Packaging Type | Tube |
|----------------|------|

Product Compliance

For compliance documentation, visit the product page on TE.com>

| | |
|---|---|
| EU RoHS Directive 2011/65/EU | Compliant |
| EU ELV Directive 2000/53/EC | Compliant |
| China RoHS 2 Directive MIIT Order No 32, 2016 | No Restricted Materials Above Threshold |
| EU REACH Regulation (EC) No. 1907/2006 | Current ECHA Candidate List: JUNE 2023 (235) Candidate List Declared Against: JUNE 2023 (235) Does not contain REACH SVHC |
| Halogen Content | Low Halogen - Br, Cl, F, I < 900 ppm per homogenous material. Also BFR/CFR/PVC Free |
| Solder Process Capability | Reflow solder capable to 260°C |

Product Compliance Disclaimer

This information is provided based on reasonable inquiry of our suppliers and represents our current actual knowledge based on the information they provided. This information is subject to change. The part numbers that TE has identified as EU RoHS compliant have a maximum concentration of 0.1% by weight in homogenous materials for lead, hexavalent chromium, mercury, PBB, PBDE, DBP, BBP, DEHP, DIBP, and 0.01% for cadmium, or qualify for an exemption to these limits as defined in the Annexes of Directive 2011/65/EU (RoHS2). Finished electrical and electronic equipment products will be CE marked as required by Directive 2011/65/EU. Components may not be CE marked. Additionally, the part numbers that TE has identified as EU ELV compliant have a maximum concentration of 0.1% by weight in homogenous materials for lead, hexavalent chromium, and mercury, and 0.01% for cadmium, or qualify for an exemption to these limits as defined in the Annexes of Directive 2000/53/EC (ELV). Regarding the REACH Regulation, the information TE provides on SVHC in articles for this part number is based on the latest European Chemicals Agency (ECHA) ‘Guidance on requirements for substances in articles’ posted at this URL: <https://echa.europa.eu/guidance-documents/guidance-on-reach>

Also in the Series | AMPMODU 2 mm



[Connector Contacts\(27\)](#)



[PCB Headers & Receptacles\(10407\)](#)



[Wire-to-Board Connector Assemblies & Housings\(202\)](#)

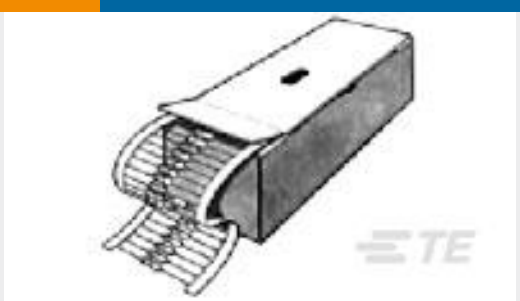
Customers Also Bought



TE Part #292206-2
[MINI CT SGL DIP H 2P NAT](#)




TE Part #2176217-4
[CPF A 0805 15R 0.1% 25PPM 1K RL](#)



TE Part #2176081-9
[EP 1W \(S\) 220R 5%](#)




TE Part #1676143-3
[RN 0805 100R 0.1% 10PPM 5KRL](#)



TE Part #1625867-2
[RP 1J 0.166W 10K 0.1% 25PPM 1K RL](#)




TE Part #5-2176087-4
[RP 1J 0.166W 249R 0.1% 25PPM 1K RL](#)



TE Part #2314876-2
[2P,2MM,BB,REC,SRVT,2.7,0.1AU,TUBE](#)



TE Part #3-1474654-6
[FSN-21A-2](#)



TE Part #3-2176421-0
[TLRP 2512 2.0W R068 1% 25PPM 4K RL](#)



TE Part #58433-1
[PRO CR ASSY W/RG58/59 O IS9140](#)

Documents

[CAD Files](#)

[3D PDF](#)

[3D](#)

[Customer View Model](#)

[ENG_CVM_CVM_2314875-5_A.2d_dxf.zip](#)

[English](#)

[Customer View Model](#)

[ENG_CVM_CVM_2314875-5_A.3d_igs.zip](#)



English

Customer View Model

[ENG_CVM_CVM_2314875-5_A.3d_stp.zip](#)

English

By downloading the CAD file I accept and agree to the [Terms and Conditions](#) of use.

Datasheets & Catalog Pages

[AMPMODU 2mm interconnection system QRG](#)

English

Product Specifications

[Application Specification](#)

English