

DRC12-70PBE

✓ ACTIVE

DEUTSCH | DEUTSCH DRC

TE Internal #: DRC12-70PBE

Housing for Male Terminals, Wire-to-Wire, 70 Position, .216 in [5.49 mm] Centerline, Sealable, Black, Wire & Cable, Power & Signal, DEUTSCH DRC

[View on TE.com >](#)



Connectors > Automotive Connectors > Automotive Housings > DEUTSCH DRC Housings



Connector System: **Wire-to-Wire**
Number of Positions: **70**
Connector & Housing Type: **Housing for Male Terminals**
Centerline (Pitch): **5.49 mm [.216 in]**
Sealable: **Yes**

[All DEUTSCH DRC Housings \(112\)](#)

Features

Product Type Features

| | |
|-----------------------------------|----------------------------|
| Mixed & Hybrid Connector | No |
| Connector Shape | Rectangular |
| Connector System | Wire-to-Wire |
| Connector & Housing Type | Housing for Male Terminals |
| Sealable | Yes |
| Connector & Contact Terminates To | Wire & Cable |
| Primary Locking Feature | Contact Retainer |

Configuration Features

| | |
|-----------------------|--------|
| Blank Cavity Position | 0 |
| Connector Seal Code | E Seal |
| Number of Positions | 70 |
| Number of Rows | 5 |

Electrical Characteristics

| | |
|------------------------------|------------------|
| Operating Voltage | 250 VAC |
| Nominal Voltage Architecture | 12 V, 24 V, 48 V |

Body Features

| | |
|------------------|------|
| Cable Exit Angle | 180° |
|------------------|------|



| | |
|-------------------------|-------|
| Primary Product Color | Black |
| Connector & Keying Code | B |

Contact Features

| | |
|------------------------------|------------------|
| Contact Size | Size 16 |
| Contact Type | Pin |
| Mating Pin Diameter | 1.59 mm[.063 in] |
| Contact Current Rating (Max) | 13 A |

Mechanical Attachment

| | |
|-----------------------------|------------------|
| Terminal Position Assurance | No |
| Strain Relief | Add By Accessory |
| Mating Alignment Type | Keyed |
| Mating Alignment | With |
| Connector Mounting Type | Panel Mount |

Housing Features

| | |
|--------------------|------------------|
| Housing Material | PPS GF |
| Centerline (Pitch) | 5.49 mm[.216 in] |

Dimensions

| | |
|--------------------|---------------------|
| Connector Height | 58.93 mm[2.32 in] |
| Product Width | 126.82 mm[4.993 in] |
| Product Length | 44.63 mm[1.757 in] |
| Row-to-Row Spacing | 5.49 mm[.216 in] |

Usage Conditions

| | |
|-----------------------------|----------------------------|
| Operating Temperature (Max) | 125 °C[257 °F] |
| Operating Temperature Range | -55 – 125 °C[-67 – 257 °F] |

Operation/Application

| | |
|---------------------|----------------|
| Circuit Application | Power & Signal |
|---------------------|----------------|

Industry Standards

| | |
|---|------------------------------------|
| Degree of Protection | IP68, IP6K9K |
| Compatible With Agency/Standards Products | SAE J2030 |
| UL Flammability Rating | 20mm Flame Test per Standard UL-94 |

Packaging Features

| | |
|--|--|
| | |
|--|--|



| | |
|--------------------|-----|
| Packaging Quantity | 21 |
| Packaging Method | Box |

Other

| | |
|--------------------------------------|-----|
| Serviceable | Yes |
| Connector Position Assurance Capable | No |

Product Compliance

For compliance documentation, visit the product page on TE.com>

| | |
|---|---|
| EU RoHS Directive 2011/65/EU | Compliant |
| EU ELV Directive 2000/53/EC | Compliant |
| China RoHS 2 Directive MIIT Order No 32, 2016 | No Restricted Materials Above Threshold |
| EU REACH Regulation (EC) No. 1907/2006 | Current ECHA Candidate List: JUNE 2023 (235) Candidate List Declared Against: JUNE 2023 (235) Does not contain REACH SVHC |
| Halogen Content | BFR/CFR/PVC Free, but Br/Cl >900 ppm in other sources. |
| Solder Process Capability | Not reviewed for solder process capability |

Product Compliance Disclaimer

This information is provided based on reasonable inquiry of our suppliers and represents our current actual knowledge based on the information they provided. This information is subject to change. The part numbers that TE has identified as EU RoHS compliant have a maximum concentration of 0.1% by weight in homogenous materials for lead, hexavalent chromium, mercury, PBB, PBDE, DBP, BBP, DEHP, DIBP, and 0.01% for cadmium, or qualify for an exemption to these limits as defined in the Annexes of Directive 2011/65/EU (RoHS2). Finished electrical and electronic equipment products will be CE marked as required by Directive 2011/65/EU. Components may not be CE marked. Additionally, the part numbers that TE has identified as EU ELV compliant have a maximum concentration of 0.1% by weight in homogenous materials for lead, hexavalent chromium, and mercury, and 0.01% for cadmium, or qualify for an exemption to these limits as defined in the Annexes of Directive 2000/53/EC (ELV). Regarding the REACH Regulation, the information TE provides on SVHC in articles for this part number is based on the latest European Chemicals Agency (ECHA) 'Guidance on requirements for substances in articles' posted at this URL: <https://echa.europa.eu/guidance-documents/guidance-on-reach>

Compatible Parts

DRC12-70PBE

Housing for Male Terminals, Wire-to-Wire, 70 Position, .216 in [5.49 mm] Centerline, Sealable, Black, Wire & Cable, Power & Signal, DEUTSCH DRC





TE Part # CAT-D799-CH8172
DEUTSCH DRC Housings



TE Part # CAT-D48-ST273
DEUTSCH Solid Contacts



TE Part # CAT-D48-SP729
DEUTSCH Sealing Plugs



TE Part # CAT-J67-DSCC16
DEUTSCH Size 16 Crimp Contacts



TE Part # DRC70-GKT
GASKET, 70P, BLK, DRC16



TE Part # DRC70-BT
BOOT, 70P, 16SZ, PLG/REC, ST, BLK



TE Part # 2300908-1
0460-003-16329, PIN, SOLID, 20-24AWG, AU




TE Part # 0411-336-1605
EXT TOOL, SIZE 16, 16-20 AWG, E, DRK BLU


TE Part # 0515-007-7005
PROTECT CVR, 70P, REC, WHT, DRC16

TE Part # CAT-D48-SFT273
DEUTSCH Stamped and Formed Contacts

Also in the Series | DEUTSCH DRC




Automotive Housings(112)



Connector Backshells(6)



Connector Strain Relief(3)



Insertion & Extraction Tools(7)



PCB Headers & Receptacles(44)

Customers Also Bought

DRC12-70PBE

Housing for Male Terminals, Wire-to-Wire, 70 Position, .216 in [5.49 mm] Centerline, Sealable, Black, Wire & Cable, Power & Signal, DEUTSCH DRC



TE Part #DRC12-40PAE
DEUTSCH DRC Housings

TE Part #2209544-9
60P,PLUG ASSY,NORMAL CODING

TE Part #2-2109432-2
PCU SLD 105P PLUG ASSY(B-LH) I

TE Part #0515-001-4005
PROTECT CVR, 40P, PLG, WHT, DRC16

Documents

Product Drawings

REC, 70P, BLK, E, FLANGE, B

English

CAD Files

3D PDF

3D

Customer View Model

ENG_CVM_CVM_DRC12-70PBE_B.2d_dxf.zip

English

Customer View Model

ENG_CVM_CVM_DRC12-70PBE_B.3d_igs.zip

English

Customer View Model

ENG_CVM_CVM_DRC12-70PBE_B.3d_stp.zip

English

By downloading the CAD file I accept and agree to the [Terms and Conditions](#) of use.

Datasheets & Catalog Pages

ICT Terminals and Connectors Catalogue

English

Product Specifications

Application Specification

English

Agency Approvals

UL Report

English