

PAGE 1/2

ISSUE 22-03-22

SERIE : SPnT

PART NUMBER : R574102835

RF CHARACTERISTICS

Number of ways : **8**
 Frequency range : **0 - 8 GHz**
 Impedance : **50 Ohms**

Frequency (GHz)	DC - 3	3 - 8
VSWR max	1.30	1.50
Insertion loss max	0.30 dB	0.50 dB
Isolation min	80 dB	70 dB
Average power (*)	400 W	250 W

VSWR values are not applicable for internal terminations

TERMINATION IMPEDANCE : **50 Ohms**
 TERM. AVG. POWER AT 25° C : **1 W per termination / 3 W total power**

ELECTRICAL CHARACTERISTICS

Actuator : **NORMALLY OPEN**
 Nominal current ** : **250 mA**
 Actuator voltage (Vcc) : **12V (10.2 to 13V) / NEGATIVE COMMON**
 Terminals : **25 pins D-SUB male connector**

MECHANICAL CHARACTERISTICS

Connectors : **N female per MIL-C 39012**
 Life : **2 million cycles per position**
 Switching Time*** : **< 15 ms**
 Construction : **Splashproof**
 Weight : **< 680 g**

ENVIRONMENTAL CHARACTERISTICS

Operating temperature range : **-40°C to +85°C**
 Storage temperature range : **-55°C to +85°C**

(* Average power at 25°C per RF Path)
 (** At 25° C ±10%)
 (***) Nominal voltage ; 25° C)



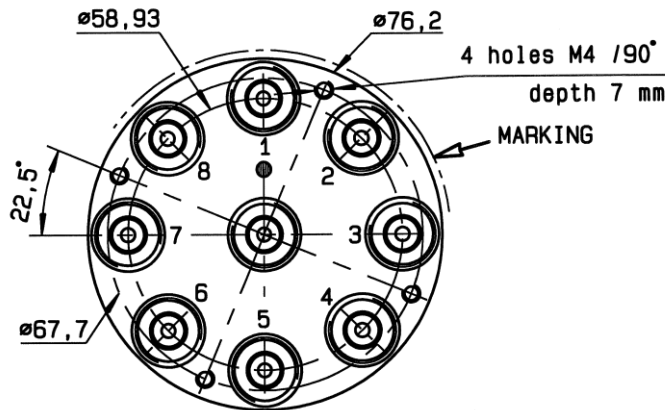
PAGE 2/2

ISSUE 22-03-22

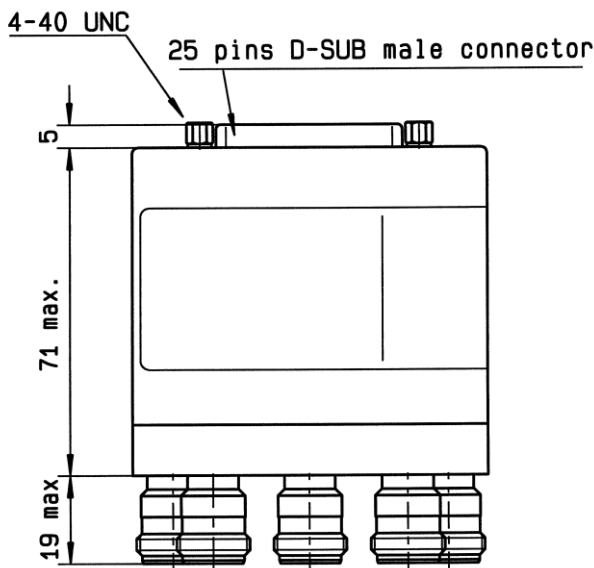
SERIE : SPnT

PART NUMBER : R574102835

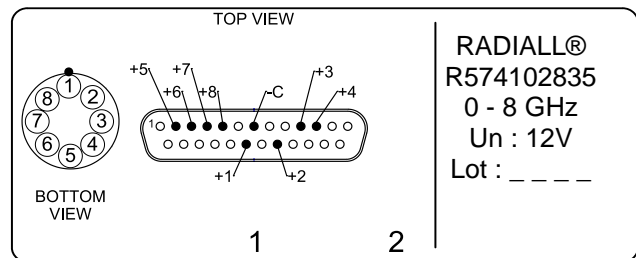
DRAWING



Voltage	RF Continuity
-C +1	IN ↔ 1
-C +2	IN ↔ 2
-C +3	IN ↔ 3
-C +4	IN ↔ 4
-C +5	IN ↔ 5
-C +6	IN ↔ 6
-C +7	IN ↔ 7
-C +8	IN ↔ 8



LABEL



General tolerances : ±0,5 mm [0,02 in]

SCHEMATIC DIAGRAM

