

DT04-6P-CL09 ✓ ACTIVE

DEUTSCH | DEUTSCH DT

TE Internal #: DT04-6P-CL09

Housing for Male Terminals, Wire-to-Wire, 6 Position, .359 in [9.12 mm] Centerline, Sealable, Black, Wire & Cable, Power & Signal, DEUTSCH DT

[View on TE.com >](#)



Connectors > Automotive Connectors > Automotive Housings > DEUTSCH DT Receptacle Connectors



Connector System: **Wire-to-Wire**

Number of Positions: **6**

Connector & Housing Type: **Housing for Male Terminals**

Centerline (Pitch): **9.12 mm [.359 in]**

Sealable: **Yes**

[All DEUTSCH DT Receptacle Connectors \(240\)](#)

Features

Product Type Features

Mixed & Hybrid Connector	No
Connector Shape	Rectangular
Connector System	Wire-to-Wire
Connector & Housing Type	Housing for Male Terminals
Sealable	Yes
Connector & Contact Terminates To	Wire & Cable
Primary Locking Feature	Integrated in Housing

Configuration Features

Blank Cavity Position	0
Connector Modification	Sealed Flange, End Cap
Number of Positions	6
Number of Rows	3

Electrical Characteristics

Operating Voltage	250 VAC
Nominal Voltage Architecture	12 V, 24 V, 48 V

Body Features

Cable Exit Angle	180°
------------------	------



Primary Product Color	Black
-----------------------	-------

Contact Features

Contact Size	Size 16
Contact Type	Pin
Mating Pin Diameter	1.59 mm[.063 in]
Contact Current Rating (Max)	13 A

Mechanical Attachment

Terminal Position Assurance	Yes
Strain Relief	Add By Accessory
Mating Alignment Type	Polarized
Mating Alignment	With
Connector Mounting Type	Panel Mount

Housing Features

Housing Material	PA GF
Centerline (Pitch)	9.12 mm[.359 in]

Dimensions

Connector Height	54.74 mm[2.155 in]
Product Width	30.99 mm[1.22 in]
Product Length	47.45 mm[1.868 in]
Row-to-Row Spacing	4.45 mm[.175 in]
Compatible Insulation Diameter Range	1.35 – 3.05 mm[.053 – .12 in]

Usage Conditions

Operating Temperature (Max)	125 °C[257 °F]
Operating Temperature Range	-55 – 125 °C[-67 – 257 °F]

Operation/Application

Circuit Application	Power & Signal
---------------------	----------------

Industry Standards

Degree of Protection	IP68, IP6K9K
Compatible With Agency/Standards Products	SAE J2030
UL Flammability Rating	12mm Flame Test per Standard UL-94

Packaging Features



Packaging Quantity	200
--------------------	-----

Packaging Method	Box
------------------	-----

Other

Serviceable	Yes
-------------	-----

Connector Position Assurance Capable	No
--------------------------------------	----

Product Compliance

[For compliance documentation, visit the product page on TE.com>](#)

EU RoHS Directive 2011/65/EU	Compliant
------------------------------	-----------

EU ELV Directive 2000/53/EC	Compliant
-----------------------------	-----------

China RoHS 2 Directive MIIT Order No 32, 2016	No Restricted Materials Above Threshold
---	---

EU REACH Regulation (EC) No. 1907/2006	<p>Current ECHA Candidate List: JUNE 2023 (235)</p> <p>Candidate List Declared Against: JUNE 2023 (235)</p> <p>SVHC > Threshold:</p> <p>Octamethylcyclotetrasiloxane (D4) (.5% in Component Part)</p> <p>Dodecamethylcyclohexasiloxane (D6) (.5% in Component Part)</p> <p>Decamethylcyclopentasiloxane (D5) (.5% in Component Part)</p>
--	---

Article Safe Usage Statements:

Wash thoroughly after handling. Recycle if possible and dispose of the article by following all applicable governmental regulations relevant to your geographic location.

Halogen Content	Not Low Halogen - contains Br or Cl > 900 ppm.
-----------------	--

Solder Process Capability	Not reviewed for solder process capability
---------------------------	--


Product Compliance Disclaimer

This information is provided based on reasonable inquiry of our suppliers and represents our current actual knowledge based on the information they provided. This information is subject to change. The part numbers that TE has identified as EU RoHS compliant have a maximum concentration of 0.1% by weight in homogenous materials for lead, hexavalent chromium, mercury, PBB, PBDE, DBP, BBP, DEHP, DIBP, and 0.01% for cadmium, or qualify for an exemption to these limits as defined in the Annexes of Directive 2011/65/EU (RoHS2). Finished electrical and electronic equipment products will be CE marked as required by Directive 2011/65/EU. Components may not be CE marked. Additionally, the part numbers that TE has identified as EU ELV compliant have a maximum concentration of 0.1% by weight in homogenous materials for lead, hexavalent chromium, and mercury, and 0.01% for cadmium, or qualify for an exemption to these limits as defined in the Annexes of Directive 2000/53/EC (ELV). Regarding the REACH Regulation, the information TE provides on SVHC in articles for this part number is based on the latest European Chemicals Agency (ECHA) 'Guidance on requirements for substances in articles' posted at this URL: <https://echa.europa.eu/guidance-documents/guidance-on-reach>

Compatible Parts




TE Part # CAT-J41-DDPC
DEUTSCH DT Plug Connectors



TE Part # CAT-D48-ST273
DEUTSCH Solid Contacts



TE Part # CAT-D48-SP729
DEUTSCH Sealing Plugs



TE Part # CAT-J67-DSCC16
DEUTSCH Size 16 Crimp Contacts



TE Part # 776364-1
SEALING PLUG, SZ 20 CAVITY



TE Part # DT-RT1
EXT TOOL, FRONT RELEASE



TE Part # DT6P-DC
PROTECT CVR, 6P, REC, GRY, DT




TE Part # W6P
WEDGE LOCK, 6P, REC, GRN, DT



TE Part # 2300908-1
0460-003-16329, PIN, SOLID, 20-24AWG, AU




TE Part # CAT-D487-CH8172
DEUTSCH DT Series Housings & Connectors




TE Part # CAT-D48-SFT273
DEUTSCH Stamped and Formed Contacts


Also in the Series | **DEUTSCH DT**




Automotive Connector Caps & Covers (19)




Automotive Connector Locks & Position Assurance(74)




Automotive Housings(657)




Connector Backshells(58)




Connector Seals & Cavity Plugs(6)



Connector Strain Relief(28)



Insertion & Extraction Tools(3)



Other Automotive Connector Accessories(27)



PCB Headers & Receptacles(103)

Customers Also Bought



TE Part #HC5901
BATT.POST CLAMP -VE MK.3




TE Part #HC5936
BATTERY LEAD CONN. 70mm +VE



TE Part #HC5981
SCREW M6 x 20mm HEX HEAD
CAPTIVE BATTER



TE Part #HC5728
LEAD CONNECTOR 16MM



TE Part #HC5735
50MM2 NEGATIVE BAT LEAD 1/4"
UNC THREAD



TE Part #HC5738
95MM2 POSBAT LEAD 1/4" UNC
THREAD



TE Part #HC5840D
INTEGRAL BATT. POST. DOUBLE
TAPER.



TE Part #HC5841
70MM2 BATTERY CLMP ASSMB
NEGATIVE



TE Part #HC5899
BAT CONNECTOR POS8MM
AUXILLARY MNT



TE Part #DT04-12PA-930C
REC, 12P, BLK, N, SEALED FLANGE, A

Documents

Product Drawings

REC, 6P, BLK, E, CAP, FLANGE

English

CAD Files

3D PDF

3D

Customer View Model

ENG_CVM_CVM_DT04-6P-CL09_99_c-dt04-6p-cl09-99.2d_dxf.zip



English

Customer View Model

[ENG_CVM_CVM_DT04-6P-CL09_99_c-dt04-6p-cl09-99.3d_igs.zip](#)

English

Customer View Model

[ENG_CVM_CVM_DT04-6P-CL09_99_c-dt04-6p-cl09-99.3d_stp.zip](#)

English

By downloading the CAD file I accept and agree to the [Terms and Conditions](#) of use.

Datasheets & Catalog Pages

[CONNECTOR SELECTOR](#)

English

Product Specifications

[Engineering Report](#)

English

Agency Approvals

[UL Report](#)

English