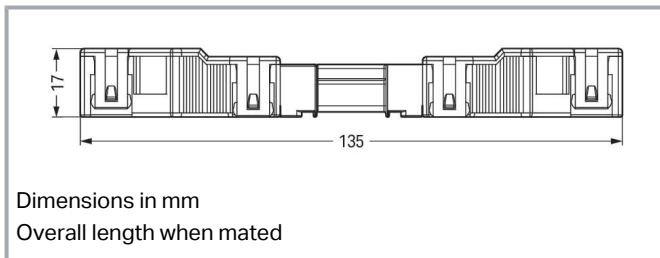
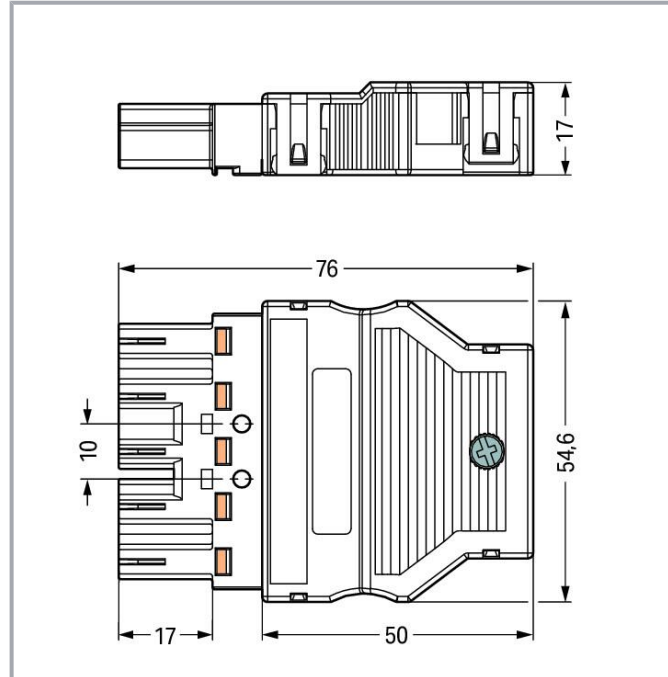


Data sheet | Item number: 770-115

Plug; with strain relief housing; 5-pole; Cod. A; 4,00 mm²; black

www.wago.com/770-115



Item description

Male connector/plug WINSTA® MIDI rated current 25 A

Use effective pluggable connections instead of laborious screw connections: With the WINSTA® MIDI male connector/plug rated current 25 A. Our pluggable installation connectors with spring pressure connection technology work without screw connections. They allow resource-efficient, error-free installation in a large number of possible uses. For greater security in electrical installations, the pluggable installation connector is equipped with mechanical protection against mismatching. The pluggable installation connector is protected against ingress by solid objects in accordance with protection type IP20 (When mated and secured with a strain relief housing: IP2xC (These compact connectors are not designed for use in open, easily accessible areas!)). The WINSTA® MIDI pluggable installation connector with A coding in white or black is usually used for general mains

Subject to changes. Please also observe the further product documentation!

WAGO GmbH & Co. KG
Hansastr. 27
32423 Minden
Phone: +49571 887-0 | Fax: +49571 887-169
Email: info.de@wago.com | Web: www.wago.com

Do you have any questions about our products?
We are always happy to take your call at +49 (571) 887-44222.



applications in power distribution. This pluggable installation connector is used for electrical currents up to 25 A. Thus the product is especially suitable for high power loads. The **WINSTA®** MIDI Pluggable Connection System with Push-in **CAGE CLAMP®** spring pressure connection technology facilitates safe electrification. Due to the integrated test slot, it is possible to check connections even when they are plugged in. This saves time, labor, and money. The strip length is 55 mm.

WINSTA® MIDI solutions for your electrical installation – protected against mismatching and maintenance-free

WINSTA® is the pluggable connection system that is perfectly tailored to the strict requirements of electrical installation. It allows fast, secure and, above all, error-free installation of components and cables. Choose durability and quality – with protection against mismatching from WAGO makes the electrical installation of electrical components visibly easier.

- protection against mismatching eliminates errors
- simple circuits
- with A coding for a great number of applications
- flexible installation to save space
- convenient installation and commissioning

Data

Electrical data

Ratings per IEC/EN

Ratings per	IEC/EN 60664-1
Nominal voltage (III/3)	400 V
Rated impulse voltage (III/3)	6 kV
Rated current	25 A
Legend (ratings)	(III / 3) △ Overvoltage category III / Pollution degree 3

Ratings per UL 1977

Note for the US market	Some versions may also be used for current interruption in accordance with the UL certificate in select applications with currents below 16 A and voltages up to 600 V. For further information, please contact your local sales office.
Rated voltage (UL 1977)	600 V
Rated current UL 1977	23 A

Subject to changes. Please also observe the further product documentation!

WAGO GmbH & Co. KG
 Hansastr. 27
 32423 Minden
 Phone: +49571 887-0 | Fax: +49571 887-169
 Email: info.de@wago.com | Web: www.wago.com

Do you have any questions about our products?
 We are always happy to take your call at +49 (571) 887-44222.

General information

Note on contact resistance

approx. 1 mΩ of contact resistance
approx. 0.25 mΩ contact transition plug/socket

Connection data

Connection points	10
Total number of potentials	5
PE function	Preceding PE contact

Connection 1

Connection technology	Push-in CAGE CLAMP®
Actuation type	Operating tool Push-in
Nominal cross-section	4 mm² / 12 AWG
Solid conductor	0.5 ... 4 mm² / 20 ... 12 AWG
Solid conductor; push-in termination	1.5 ... 4 mm² / 16 ... 12 AWG
Stranded conductor	0.5 ... 2.5 mm² / 20 ... 14 AWG
Fine-stranded conductor	0.5 ... 4 mm² / 20 ... 12 AWG
Fine-stranded conductor; with insulated ferrule	0.25 ... 1.5 mm² / 20 ... 16 AWG
Fine-stranded conductor; with uninsulated ferrule	0.25 ... 2.5 mm² / 20 ... 14 AWG
Fine-stranded conductor; with ferrule; push-in termination	1.5 mm² / 16 AWG
Strip length	9 mm / 0.35 inches
Pole number	5
Conductor entry direction to mating direction	0 °
Strip length (outer insulation)	55 mm

Physical data

Pin spacing	10 mm / 0.394 inches
Width	54.6 mm / 2.15 inches
Height	17 mm / 0.669 inches
Depth	76 mm / 2.992 inches

Mechanical Data

Application	General mains applications
Coding	A

Subject to changes. Please also observe the further product documentation!



Variable coding	Yes
Marking	L3 L2 L1 \neq N
Potential marking	L3 L2 L1 \neq N
Mating force of a plug-in connection	approx. 20 ... 70 N (depending on pole number)
Retention force of a plug-in connection	Locked: > 80 N
Unmating force of a plug-in connection	Unlocked: approx. 20 ... 70 N (depending on pole number)
Number of mating cycles	200, without resistive load
Protection type	IP20; When mated and secured with a strain relief housing: IP2xC (These compact connectors are not designed for use in open, easily accessible areas!)

Plug-in connection

Contact type (pluggable connector)	Male connector/plug
Connector (connection type)	for conductor
Mismating protection	Yes
Note on mismating protection	All <i>WINSTA</i> ® components are 100% protected against mismating when: a.) plugging different numbers of poles b.) plugging while rotated 180 c.) plugging while laterally staggered d.) plugging one pole
Locking lever	Can be retrofitted
Locking of plug-in connection	locking lever
Note on locking system	All connectors for mounted installations (snap-in versions for lighting fixtures or devices, all types of PCB and distribution connectors) are factory-equipped with locking levers to ensure plugs and sockets are securely locked. Additional locking levers are only required for flying leads (plug/socket).
Strain relief	strain relief housing

Material data

Note (material data)	Information on material specifications can be found here
Color	black
Cover color	gray
Material group	I
Insulation material	Polyamide (PA66)
Flammability class per UL94	V0
Clamping spring material	Chrome-nickel spring steel (CrNi)

Subject to changes. Please also observe the further product documentation!

WAGO GmbH & Co. KG
Hansastr. 27
32423 Minden
Phone: +49571 887-0 | Fax: +49571 887-169
Email: info.de@wago.com | Web: www.wago.com

Do you have any questions about our products?
We are always happy to take your call at +49 (571) 887-44222.



Contact material	Copper or copper alloy; surface-treated
Contact plating	Tin
Fire load	0.788 MJ
Weight	29.7 g

Environmental requirements

Processing temperature	-5 ... +40 °C
Continuous operating temperature	-35 ... +85 °C
Note on continuous operating temperature	Insulating parts for temperatures ≤ 105 °C

Commercial data

Product Group	20 (Winsta)
eCl@ss 10.0	27-44-06-05
eCl@ss 9.0	27-44-06-05
ETIM 8.0	EC002560
ETIM 7.0	EC002560
ECCN	NO DATA
PU (SPU)	25 pcs
Packaging type	box
Country of origin	DE
GTIN	4044918254441
Customs tariff number	85366990990

Environmental Product Compliance

RoHS Compliance Status	Compliant, No Exemption
------------------------	-------------------------

Approvals / Certificates

General approvals

Logo	Approval	Additional Approval Text	Certificate name
	CCA DEKRA Certification B.V.	EN 61535	71-123228
	CCA DEKRA Certification B.V.	IEC 61535	NL -84761
	cURus Underwriters Laboratories Inc.	UL 1977	E45171

Subject to changes. Please also observe the further product documentation!



cURus
Underwriters Laboratories Inc.

UL 1059

E 45172



VDE
VDE Prüf- und Zertifizierungsinstitut

EN 61535

40029808




VDE
VDE Prüf- und Zertifizierungsinstitut




EN 61984

40002889

Declarations of conformity and manufacturer's declarations

Logo	Approval	Additional Approval Text	Certificate name
	EU-Declaration of Conformity WAGO GmbH & Co. KG	-	-

Approvals for marine applications
















Logo	Approval	Additional Approval Text	Certificate name
	ABS American Bureau of Shipping	-	19- HG1868589- PDA
	DNV GL Det Norske Veritas, Germanischer Lloyd	-	TAE00001Z6
	LR Lloyds Register	IEC 61984	LR22429487TA

Subject to changes. Please also observe the further product documentation!

WAGO GmbH & Co. KG
Hansastr. 27
32423 Minden
Phone: +49571 887-0 | Fax: +49571 887-169
Email: info.de@wago.com | Web: www.wago.com

Do you have any questions about our products?
We are always happy to take your call at +49 (571) 887-44222.

Counterpart

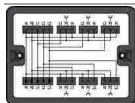
	Item no.770-105 Socket; with strain relief housing; 5-pole; Cod. A; 4,00 mm ² ; black	www.wago.com/770-105
	Item no.770-205 Socket; 5-pole; Cod. A; 4,00 mm ² ; black	www.wago.com/770-205
	Item no.770-305 Socket; with strain relief housing; 5-pole; Cod. A; 4,00 mm ² ; black	www.wago.com/770-305
	Item no.770-405 Socket; 5-pole; Cod. A; 4,00 mm ² ; black	www.wago.com/770-405
	Item no.770-609 3-way distribution connector; 5-pole; Cod. A; 1 input; 3 outputs; black	www.wago.com/770-609
	Item no.770-621 T-distribution connector; 5-pole; Cod. A; 1 input; 2 outputs; 2 locking levers; black	www.wago.com/770-621
	Item no.770-611 Three-phase to single-phase distribution connector; with phase selection; 5-pole/3-pole; Cod. A; 1 input; 2 outputs; with cable connection on the input side; black	www.wago.com/770-611
	Item no.770-622 T-distribution connector; 5-pole; Cod. A; 1 input; 2 outputs; 3 locking levers; for flying leads; black	www.wago.com/770-622
	Item no.770-640 Three-phase to single-phase distribution connector; with phase selection; 5-pole/3-pole; Cod. A; 1 input; 5 outputs; black	www.wago.com/770-640
	Item no.770-705 Snap-in socket; 5-pole; Cod. A; 4,00 mm ² ; black	www.wago.com/770-705
	Item no.770-659 3-way distribution connector; 5-pole; Cod. A; 1 input; 3 outputs; white	www.wago.com/770-659
	Item no.770-705/009-000 Snap-in socket; with protruding mating face; 5-pole; Cod. A; 4,00 mm ² ; black	www.wago.com/770-705/009-000
	Item no.770-805/011-000 Socket for PCBs; angled; 5-pole; Cod. A; black	www.wago.com/770-805/011-000
	Item no.770-805 Socket for PCBs; straight; 5-pole; Cod. A; black	www.wago.com/770-805
	Item no.771-9995/006-101 pre-assembled interconnecting cable; Eca; Socket/plug; 5-pole; Cod. A; H05VV-F 5G 1.5 mm ² ; 1 m; 1,50 mm ² ; black	www.wago.com/771-9995/006-101

Subject to changes. Please also observe the further product documentation!

**Item no. 772-262**

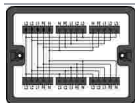
Tap-off module; for flat cable; 5 x 2.5 mm² + 2 x 1.5 mm²; 5-pole; Cod. A; with cable connection on the output side; black

www.wago.com/772-262

**Item no. 899-631/100-000**

Distribution box; Three-phase to single-phase current (400 V/230 V); 1 input; 7 outputs; Cod. A; MIDI; black

www.wago.com/899-631/100-000

**Item no. 899-631/187-000**

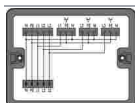
Distribution box; Three-phase current (400 V); 1 input; 5 outputs; Cod. A; MIDI; black

www.wago.com/899-631/187-000

**Item no. 771-9995/106-101**

pre-assembled connecting cable; Eca; Socket/open-ended; 5-pole; Cod. A; H05VV-F 5G 1.5 mm²; 1 m; 1,50 mm²; black

www.wago.com/771-9995/106-101

**Item no. 899-631/346-000**

Distribution box; Three-phase to single-phase current (400 V/230 V); 1 input; 4 outputs; Cod. A; MIDI; black

www.wago.com/899-631/346-000

Required accessories

Locking levers

Locking system

**Item no.: 770-121**

Locking lever; for flying leads; for manual operation; white

www.wago.com/770-121

**Item no.: 770-131**

Locking lever; for flying leads; for tool operation; white

www.wago.com/770-131

**Item no.: 770-101**

Locking lever; for flying leads; for manual operation; black

www.wago.com/770-101

**Item no.: 770-111**

Locking lever; for flying leads; for tool operation; black

www.wago.com/770-111

Optional accessories

Marking accessories

Marker

**Item no.: 770-450/000-002**

Marker card; Plastic; yellow

www.wago.com/770-450/000-002










**Item no.: 770-450/000-001**

Marker card; Plastic; green

www.wago.com/770-450/000-001

Subject to changes. Please also observe the further product documentation!



	Item no.: 770-450/000-005 Marker card; Plastic; red	www.wago.com/770-450/000-005
	Item no.: 770-450 Marker card; Plastic; white	www.wago.com/770-450
	Item no.: 770-450/000-006 Marker card; Plastic; blue	www.wago.com/770-450/000-006
	Item no.: 770-450/000-012 Marker card; Plastic; orange	www.wago.com/770-450/000-012
Coding		
Coding		
	Item no.: 770-401 Coding pin; for plugs; Plastic; gray	www.wago.com/770-401
Tool		
Wiring aid		
	Item no.: 770-100 Wiring aid; 2- to 5-pole; Plastic; orange	www.wago.com/770-100
Operating tool		
	Item no.: 210-719 Operating tool; Blade: 2.5 x 0.4 mm; with a partially insulated shaft	www.wago.com/210-719
Cover		
Cover		
	Item no.: 770-360 Lockout cap; for plugs; 5-pole; separable; yellow	www.wago.com/770-360
	Item no.: 897-2005 Protective cap; Type4; for sockets and plugs; PVC; red	www.wago.com/897-2005

Downloads
Documentation
Bid Text

770-115	2019 Feb 19	xml	Download
X81 - Datei		3.1 kB	

Subject to changes. Please also observe the further product documentation!

WAGO GmbH & Co. KG
Hansastr. 27
32423 Minden
Phone: +49571 887-0 | Fax: +49571 887-169
Email: info.de@wago.com | Web: www.wago.com

Do you have any questions about our products?
We are always happy to take your call at +49 (571) 887-44222.



770-115	2015 Jun 8	doc	Download
doc - Datei		24.1 kB	

ausschreiben.de 770-115	URL	Download
-------------------------	-----	----------

CAD/CAE-Data**CAD data**

2D/3D Models 770-115	URL	Download
----------------------	-----	----------

CAE data

EPLAN Data Portal 770-115	URL	Download
---------------------------	-----	----------

WSCAD Universe 770-115	URL	Download
------------------------	-----	----------

ZUKEN Portal 770-115	URL	Download
----------------------	-----	----------

Asset Administration Shell

Asset Administration Shell 770-115	URL	Download
------------------------------------	-----	----------

Environmental Product Compliance**Compliance Search**

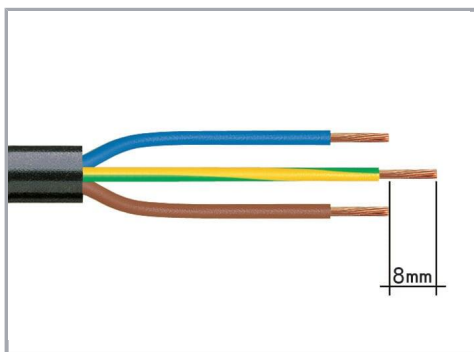
Environmental Product Compliance 770-115	URL	Download
Plug; with strain relief housing; 5-pole; Cod. A; 4,00 mm ² ; black		

Installation Notes**Conductor termination**


Subject to changes. Please also observe the further product documentation!

WAGO GmbH & Co. KG
Hansastr. 27
32423 Minden
Phone: +49571 887-0 | Fax: +49571 887-169
Email: info.de@wago.com | Web: www.wago.com


Do you have any questions about our products?
We are always happy to take your call at +49 (571) 887-44222.




1. Strip length, outer insulation = 35 mm (2-pole), 55 mm (3- to 5-pole)
2. Strip length = 9 mm
3. Extended ground conductor = 8 mm



To terminate fine-stranded conductors, open the clamping unit via screwdriver (2.5 mm blade width) and insert a stripped conductor until it hits the backstop.




Insert the stripped solid conductor until it hits the backstop.



To terminate fine-stranded conductors, open the clamping unit via screwdriver (2.5 mm blade width) and insert a stripped conductor until it hits the backstop.


Conductor removal



To remove the conductor, actuate the clamp via screwdriver (2.5 mm blade width) and pull out the conductor.

Subject to changes. Please also observe the further product documentation!


Installation



We recommend pulling the pre-latched strain relief housing over the cable prior to termination. However, the strain relief can be mounted at a later time as well.



Latch the strain relief housing onto the plug /socket. Note the "TOP" inscription.



Prepare strain relief housing by snapping together upper and bottom part.



Tighten strain relief screw with screwdriver (2.5 mm blade width).

Product family

WINSTA® MIDI

[Show all products from the family](#)

Subject to changes. Please also observe the further product documentation!